

Test Setup Photographs for the Raspberry Pi 4 Model B

1. Radiated Emissions

1.1. Configuration 1: Radiated emissions <1 GHz for 2.4 GHz WLAN, Bluetooth & Bluetooth LE




Photo 1




Photo 2

Radiated Emissions (continued)




Photo 3

Radiated Emissions (continued)

1.2. Configuration 2: Radiated emissions <1 GHz for 5 GHz WLAN




Photo 1




Photo 2

Radiated Emissions (continued)

1.3. Configuration 2: Radiated emissions >1 GHz for 2.4 GHz WLAN




Photo 1




Photo 2

Radiated Emissions (continued)




Photo 3

Radiated Emissions (continued)

1.4. Configuration 2: Radiated emissions >1 GHz for 5 GHz WLAN, Bluetooth & Bluetooth LE




Photo 1




Photo 2

Radiated Emissions (continued)




Photo 3

2. AC Conducted Emissions

2.1. Configuration 1: All Technologies



Photo 1



Photo 2

3. DFS Tests

3.1. Configuration 1:




Photo 1




Photo 2

4. **Conducted Tests**

4.1. Configuration 1: Bluetooth




Photo 1

4.2. Configuration 2: WLAN




Photo 1