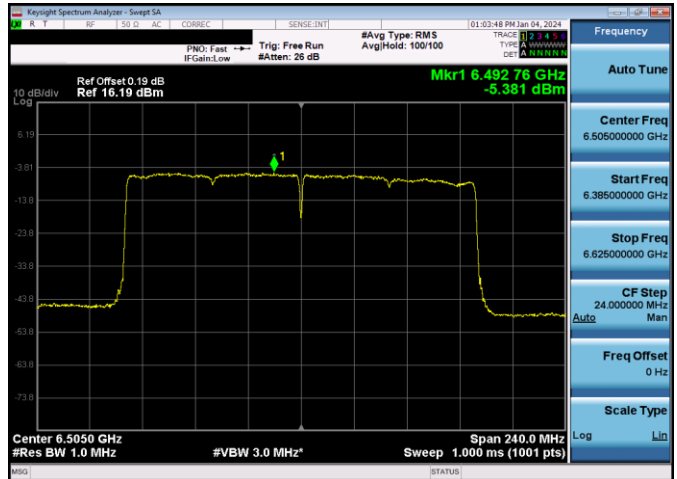
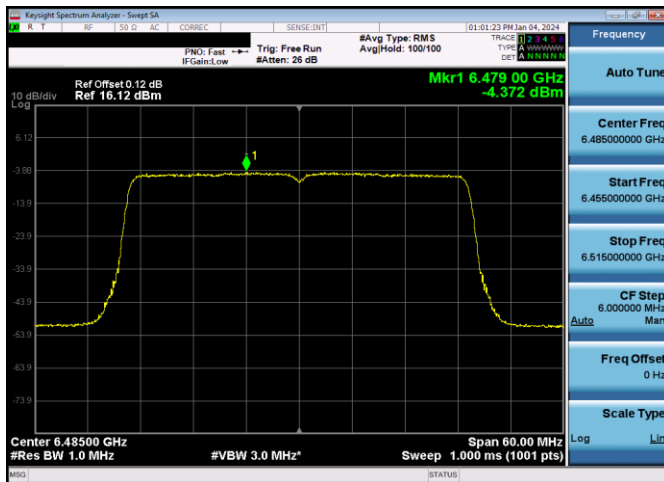


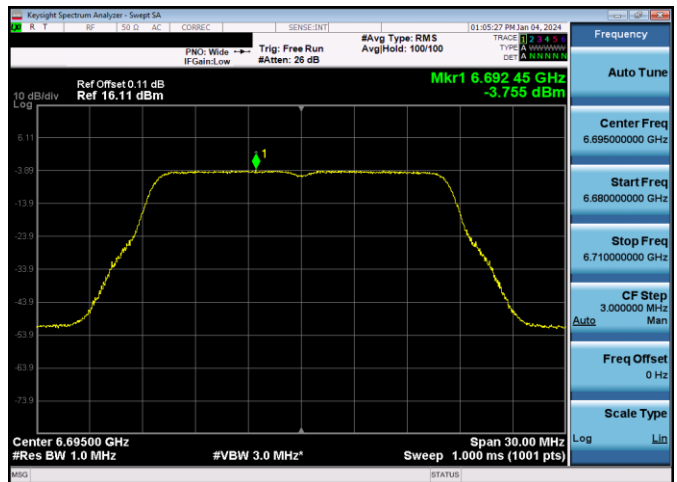
Plot 7-187. Power Spectral Density Plot Antenna WF7a LPI (20MHz 802.11ax (UNII Band 6) – Ch. 105, MCS2)



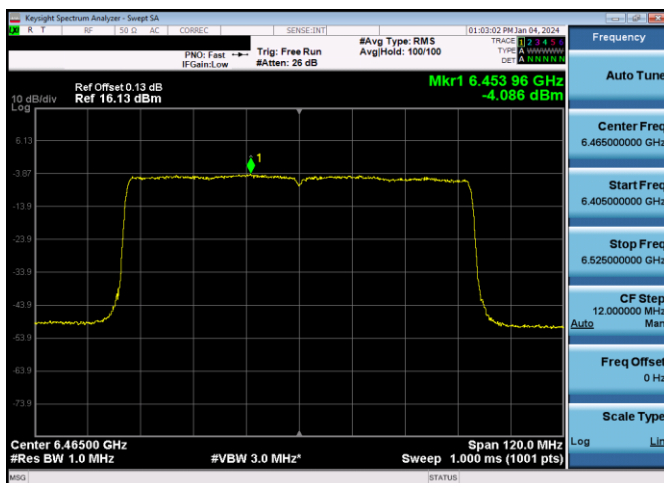
Plot 7-190. Power Spectral Density Plot Antenna WF7a LPI (160MHz 802.11ax (UNII Band 6) – Ch. 111, MCS2)



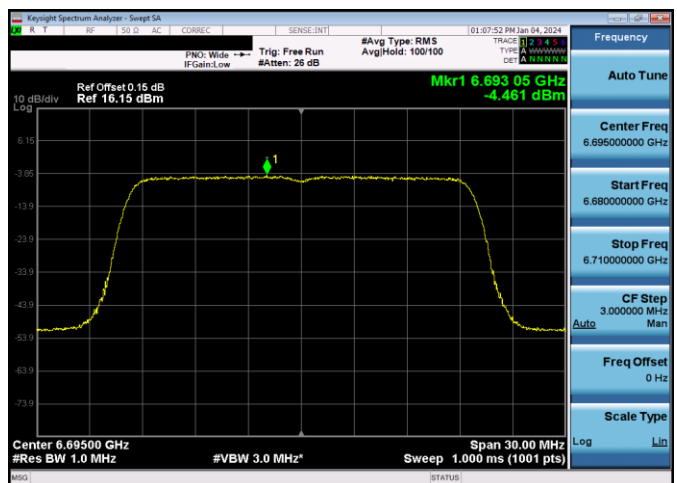
Plot 7-188. Power Spectral Density Plot Antenna WF7a LPI (40MHz 802.11ax (UNII Band 6) – Ch. 107, MCS2)



Plot 7-191. Power Spectral Density Plot Antenna WF7a LPI (20MHz 802.11a (UNII Band 7) – Ch. 149, 12Mbps)

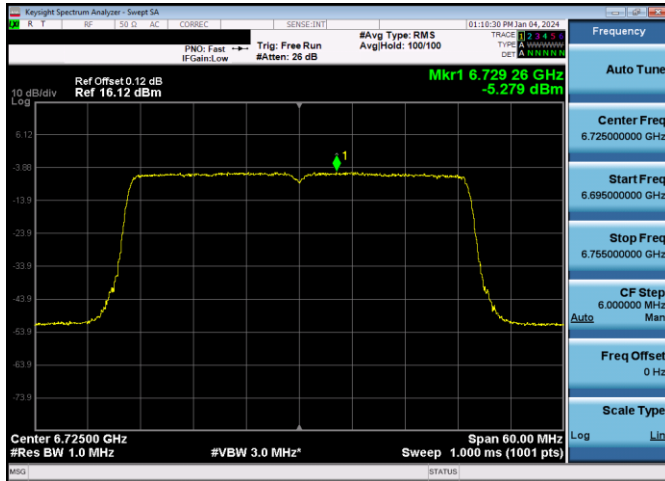


Plot 7-189. Power Spectral Density Plot Antenna WF7a LPI (80MHz 802.11ax (UNII Band 6) – Ch. 103, MCS2)

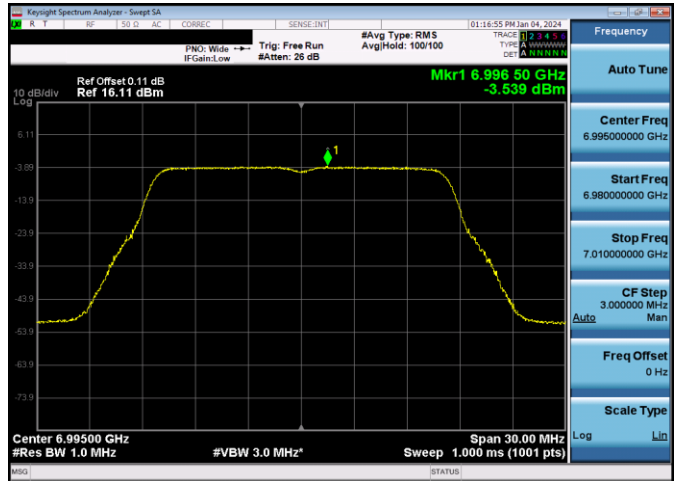


Plot 7-192. Power Spectral Density Plot Antenna WF7a LPI (20MHz 802.11ax (UNII Band 7) – Ch. 149, MCS2)

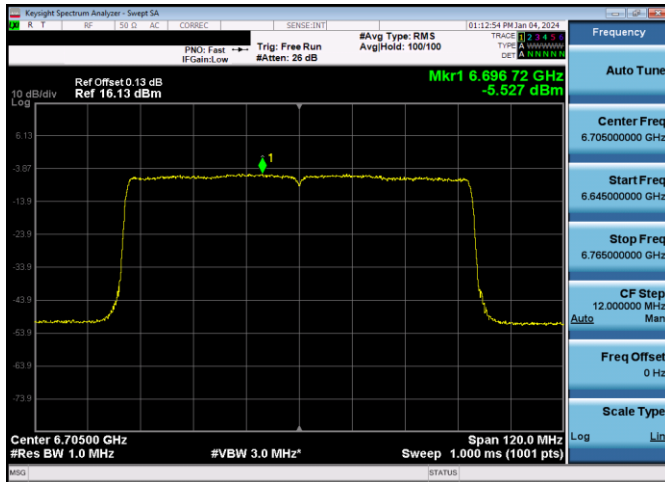
FCC ID: BCGA2898 IC: 579C-A2898	element	MEASUREMENT REPORT (CERTIFICATION)	Approved by: Technical Manager
Test Report S/N: 1C2311270065-13-R2.BCG	Test Dates: 12/1/2023 - 04/04/2024	EUT Type: Tablet Device	Page 118 of 552



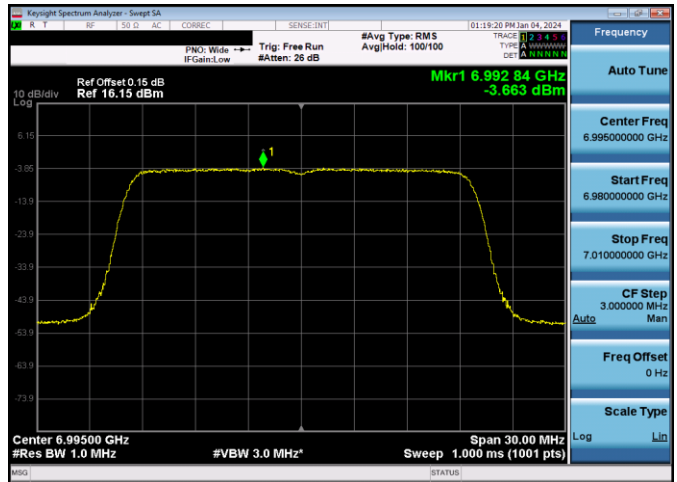
Plot 7-193. Power Spectral Density Plot Antenna WF7a LPI (40MHz 802.11ax (UNII Band 7) – Ch. 155, MCS2)



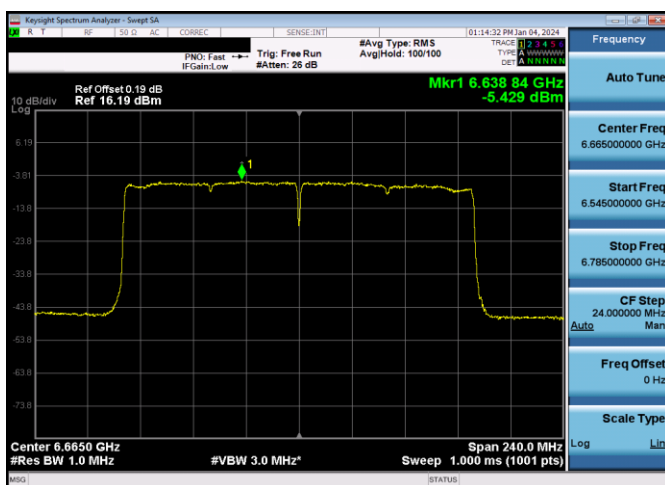
Plot 7-196. Power Spectral Density Plot Antenna WF7a LPI (20MHz 802.11a (UNII Band 8) – Ch. 209, 12Mbps)



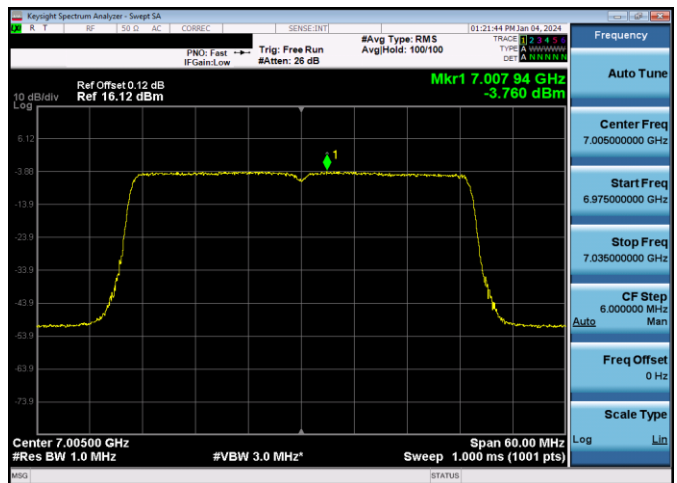
Plot 7-194. Power Spectral Density Plot Antenna WF7a LPI (80MHz 802.11ax (UNII Band 7) – Ch. 151, MCS2)



Plot 7-197. Power Spectral Density Plot Antenna WF7a LPI (20MHz 802.11ax (UNII Band 8) – Ch. 209, MCS2)

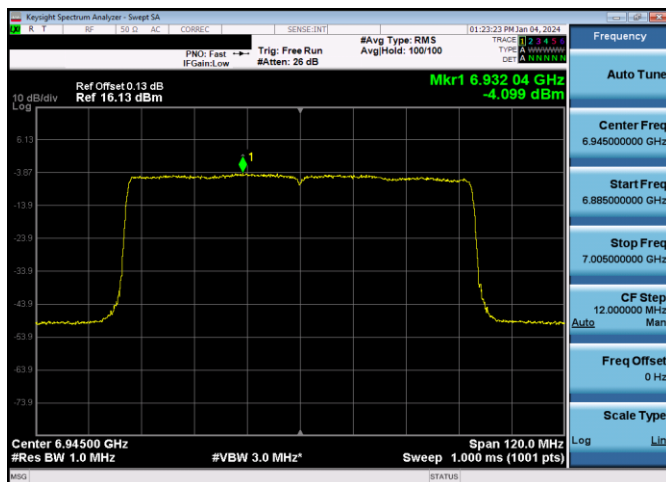


Plot 7-195. Power Spectral Density Plot Antenna WF7a LPI (160MHz 802.11ax (UNII Band 7) – Ch. 143, MCS2)

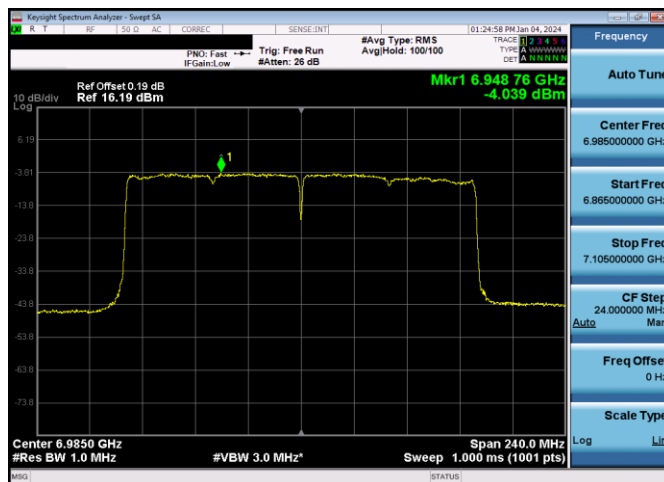


Plot 7-198. Power Spectral Density Plot Antenna WF7a LPI (40MHz 802.11ax (UNII Band 8) – Ch. 211, MCS2)

FCC ID: BCGA2898 IC: 579C-A2898		MEASUREMENT REPORT (CERTIFICATION)	Approved by: Technical Manager
Test Report S/N: 1C2311270065-13-R2.BCG	Test Dates: 12/1/2023 - 04/04/2024	EUT Type: Tablet Device	Page 119 of 552



Plot 7-199. Power Spectral Density Plot Antenna WF7a LPI (80MHz 802.11ax (UNII Band 8) – Ch. 199, MCS2)

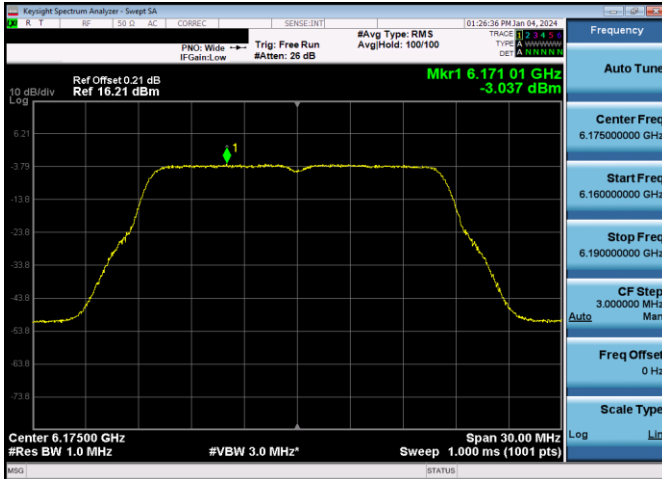


Plot 7-200. Power Spectral Density Plot Antenna WF7a LPI (160MHz 802.11ax (UNII Band 8) – Ch. 207, MCS2)

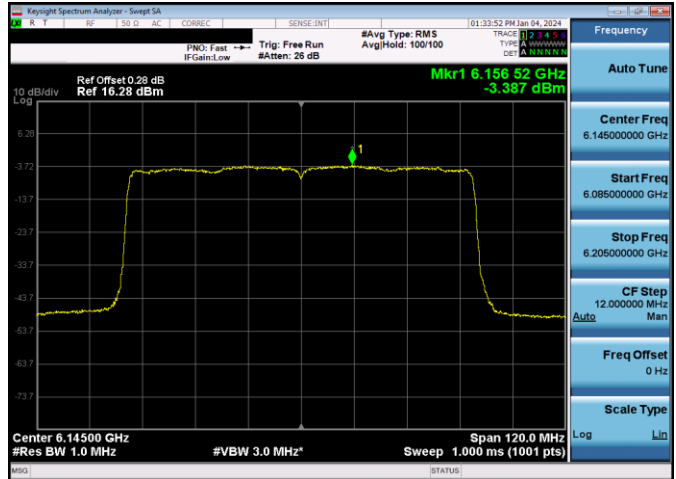
FCC ID: BCGA2898 IC: 579C-A2898	element	MEASUREMENT REPORT (CERTIFICATION)	Approved by: Technical Manager
Test Report S/N: 1C2311270065-13-R2.BCG	Test Dates: 12/1/2023 - 04/04/2024	EUT Type: Tablet Device	Page 120 of 552

V 10.5 12/15/2021

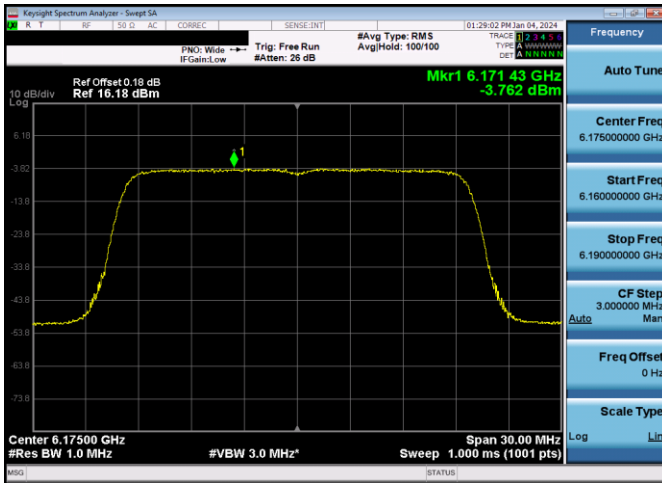
Mid Data Rate



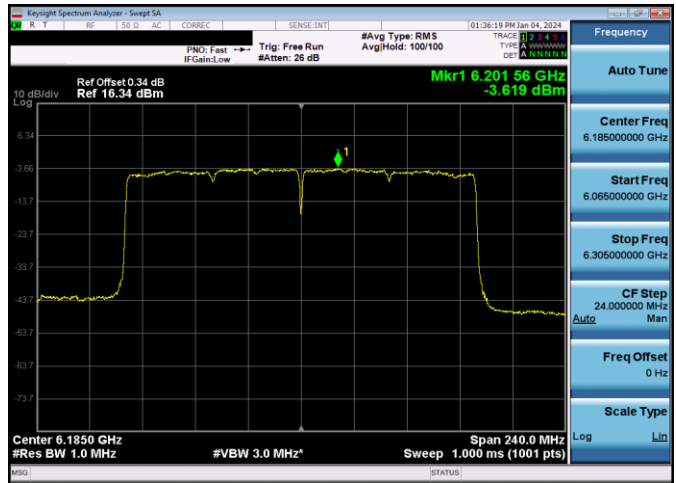
Plot 7-201. Power Spectral Density Plot Antenna WF7a LPI
(20MHz 802.11a (UNII Band 5) – Ch. 45, 24Mbps)



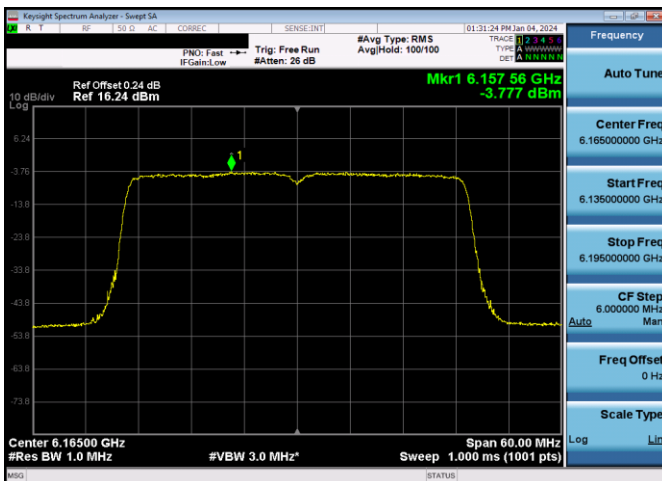
Plot 7-204. Power Spectral Density Plot Antenna WF7a LPI
(80MHz 802.11ax (UNII Band 5) – Ch. 39, MCS4)



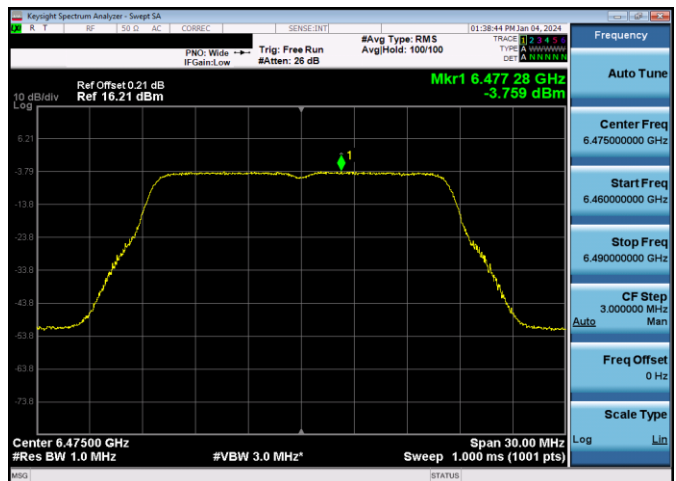
Plot 7-202. Power Spectral Density Plot Antenna WF7a LPI
(20MHz 802.11ax (UNII Band 5) – Ch. 45, MCS4)



Plot 7-205. Power Spectral Density Plot Antenna WF7a LPI
(160MHz 802.11ax (UNII Band 5) – Ch. 47, MCS4)

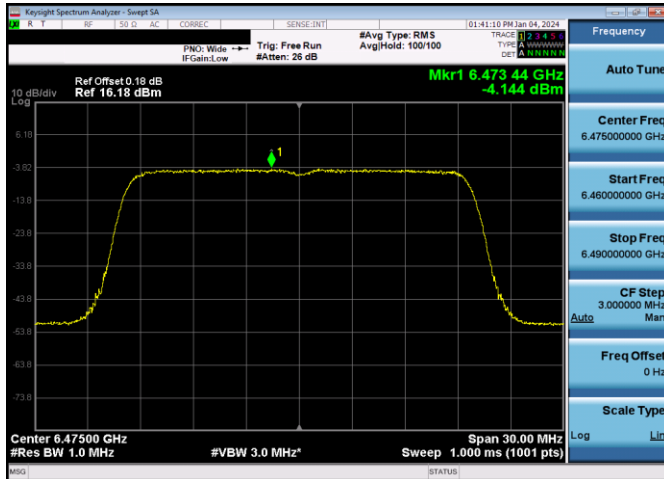


Plot 7-203. Power Spectral Density Plot Antenna WF7a LPI
(40MHz 802.11ax (UNII Band 5) – Ch. 43, MCS4)

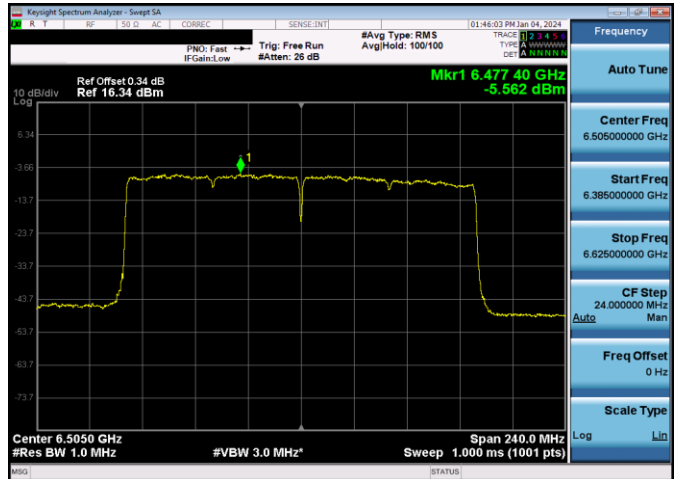


Plot 7-206. Power Spectral Density Plot Antenna WF7a LPI
(20MHz 802.11a (UNII Band 6) – Ch. 105, 24Mbps)

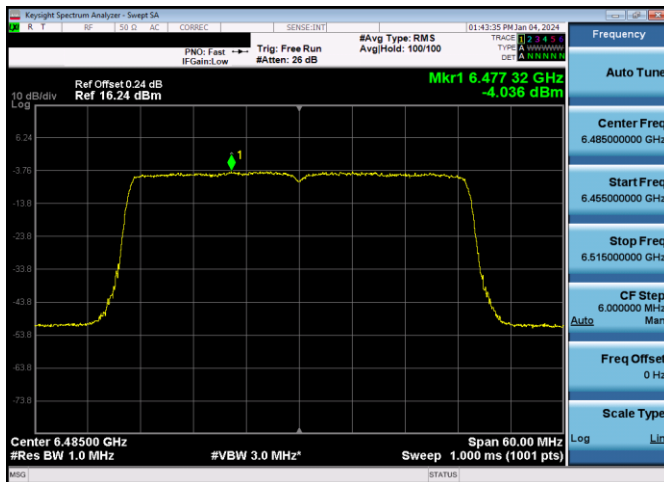
FCC ID: BCGA2898 IC: 579C-A2898	element	MEASUREMENT REPORT (CERTIFICATION)	Approved by: Technical Manager
Test Report S/N: 1C2311270065-13-R2.BCG	Test Dates: 12/1/2023 - 04/04/2024	EUT Type: Tablet Device	Page 121 of 552



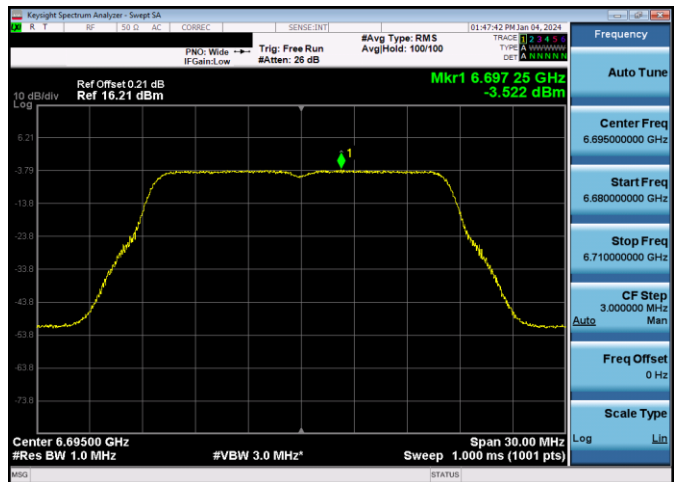
Plot 7-207. Power Spectral Density Plot Antenna WF7a LPI (20MHz 802.11ax (UNII Band 6) – Ch. 105, MCS4)



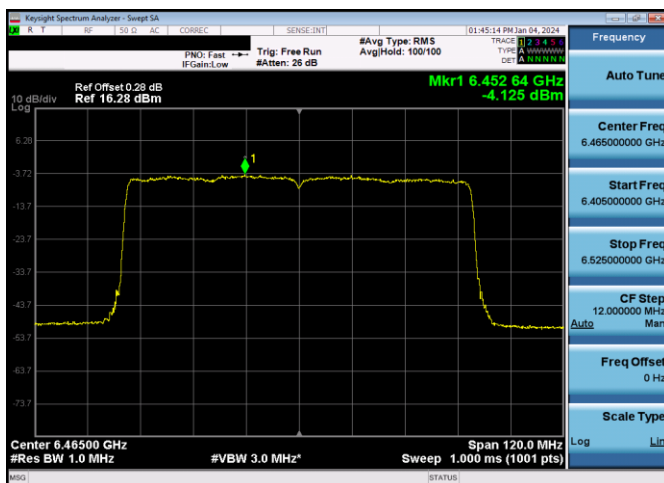
Plot 7-210. Power Spectral Density Plot Antenna WF7a LPI (160MHz 802.11ax (UNII Band 6) – Ch. 111, MCS4)



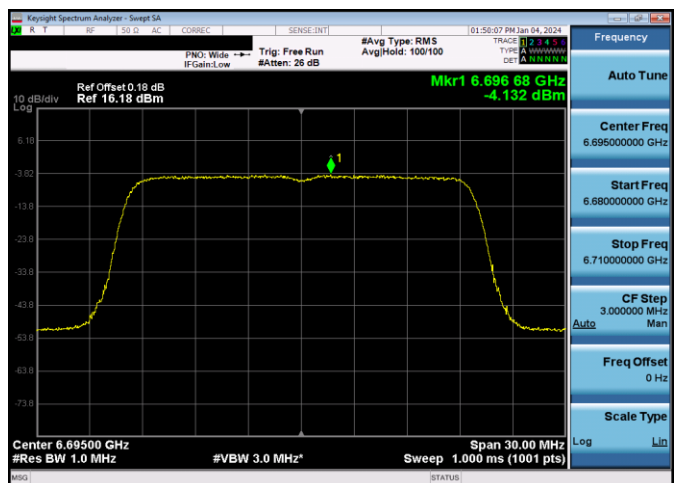
Plot 7-208. Power Spectral Density Plot Antenna WF7a LPI (40MHz 802.11ax (UNII Band 6) – Ch. 107, MCS4)



Plot 7-211. Power Spectral Density Plot Antenna WF7a LPI (20MHz 802.11a (UNII Band 7) – Ch. 149, 24Mbps)

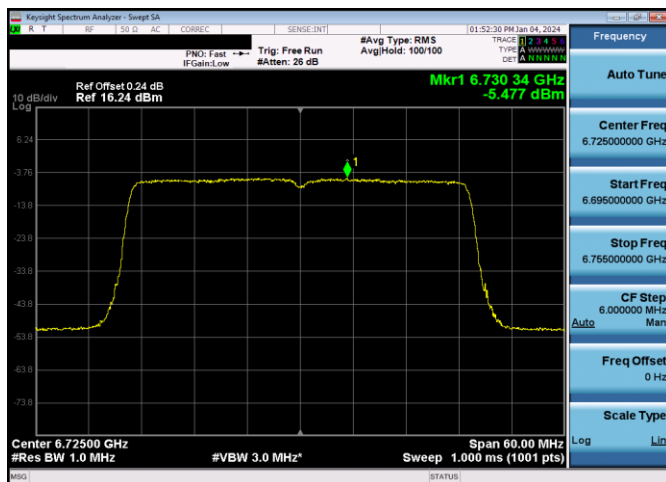


Plot 7-209. Power Spectral Density Plot Antenna WF7a LPI (80MHz 802.11ax (UNII Band 6) – Ch. 103, MCS4)

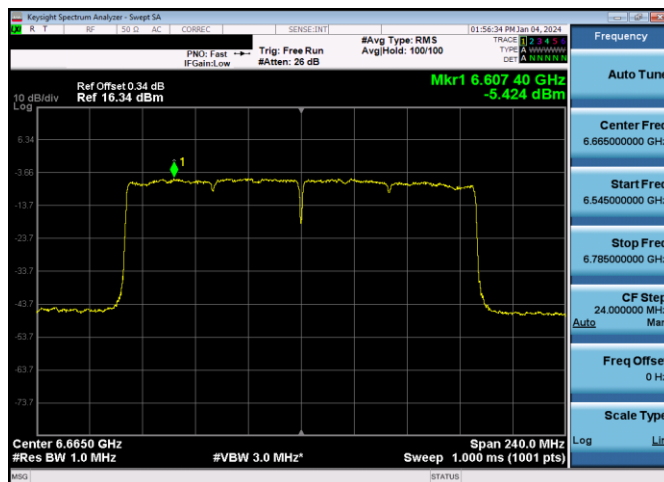


Plot 7-212. Power Spectral Density Plot Antenna WF7a LPI (20MHz 802.11ax (UNII Band 7) – Ch. 149, MCS4)

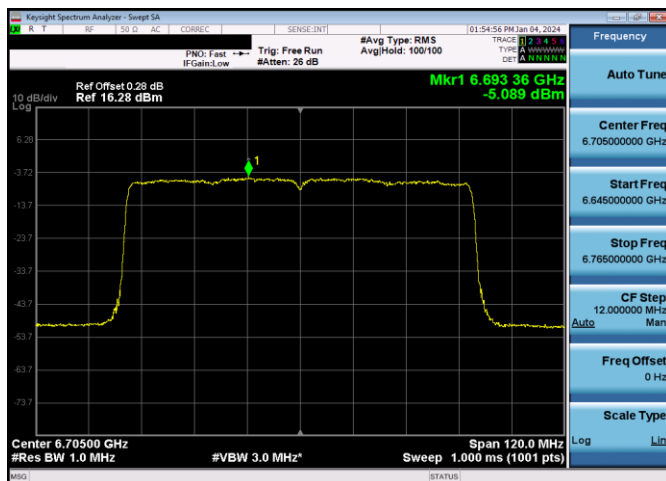
FCC ID: BCGA2898 IC: 579C-A2898	element	MEASUREMENT REPORT (CERTIFICATION)	Approved by: Technical Manager
Test Report S/N: 1C2311270065-13-R2.BCG	Test Dates: 12/1/2023 - 04/04/2024	EUT Type: Tablet Device	Page 122 of 552



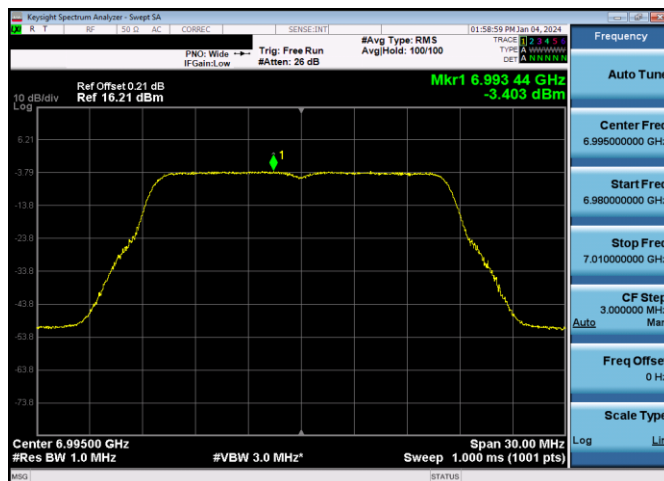
Plot 7-213. Power Spectral Density Plot Antenna WF7a LPI (40MHz 802.11ax (UNII Band 7) – Ch. 155, MCS4)



Plot 7-215. Power Spectral Density Plot Antenna WF7a LPI (160MHz 802.11ax (UNII Band 7) – Ch. 143, MCS4)



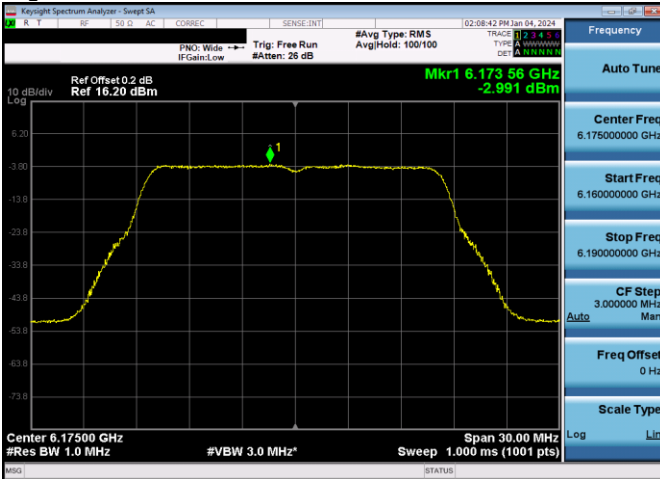
Plot 7-214. Power Spectral Density Plot Antenna WF7a LPI (80MHz 802.11ax (UNII Band 7) – Ch. 151, MCS4)



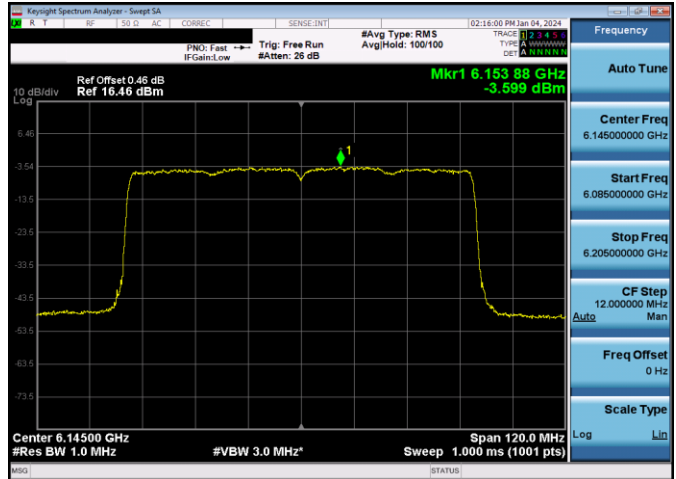
Plot 7-216. Power Spectral Density Plot Antenna WF7a LPI (20MHz 802.11a (UNII Band 8) – Ch. 209, 24Mbps)

FCC ID: BCGA2898 IC: 579C-A2898	element	MEASUREMENT REPORT (CERTIFICATION)	Approved by: Technical Manager
Test Report S/N: 1C2311270065-13-R2.BCG	Test Dates: 12/1/2023 - 04/04/2024	EUT Type: Tablet Device	Page 123 of 552

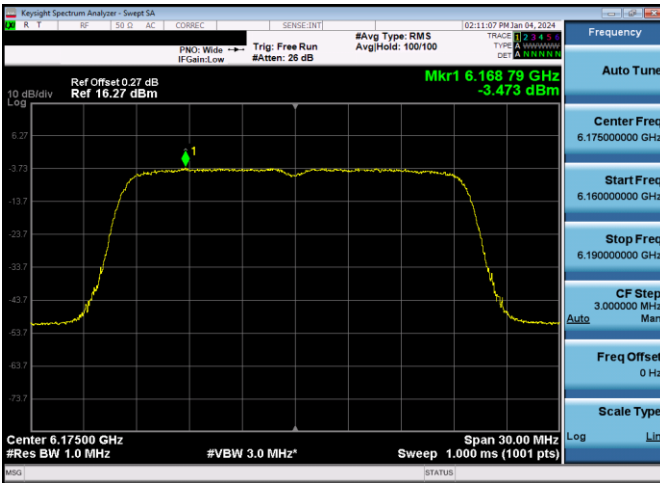
High Data Rate



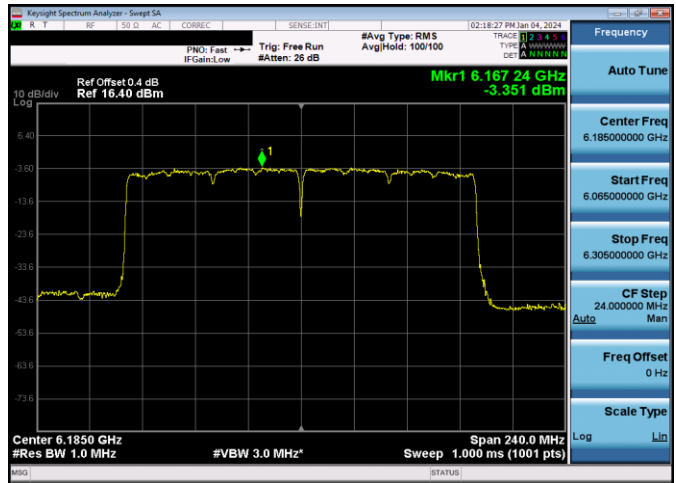
Plot 7-217. Power Spectral Density Plot Antenna WF7a LPI (20MHz 802.11a (UNII Band 5) – Ch. 45, 54Mbps)



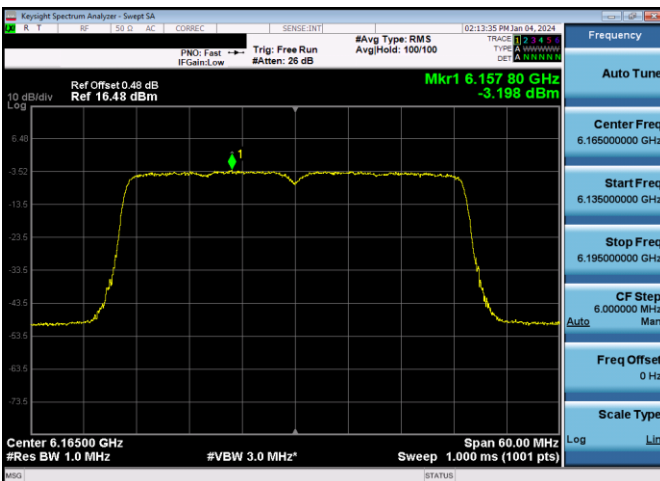
Plot 7-220. Power Spectral Density Plot Antenna WF7a LPI (80MHz 802.11a (UNII Band 5) – Ch. 39, MCS11)



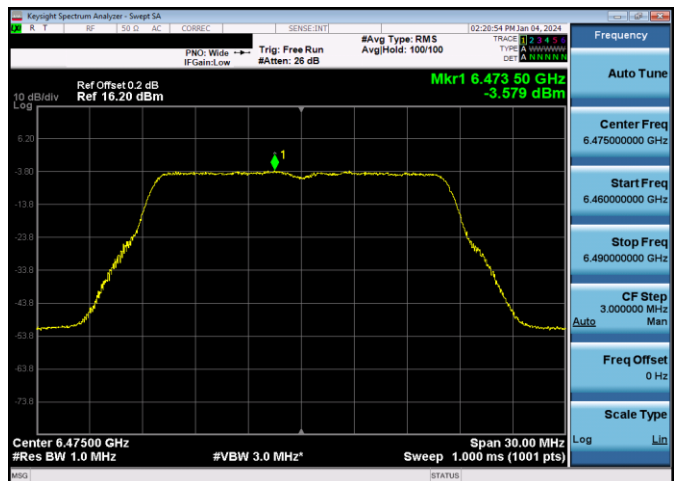
Plot 7-218. Power Spectral Density Plot Antenna WF7a LPI (20MHz 802.11a (UNII Band 5) – Ch. 45, MCS11)



Plot 7-221. Power Spectral Density Plot Antenna WF7a LPI (160MHz 802.11a (UNII Band 5) – Ch. 47, MCS11)

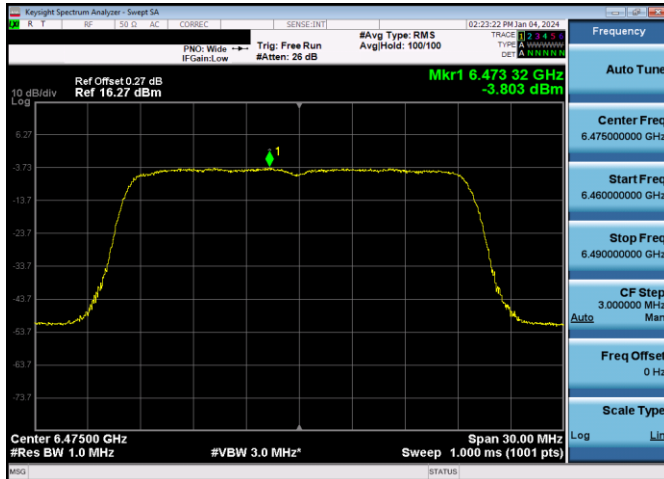


Plot 7-219. Power Spectral Density Plot Antenna WF7a LPI (40MHz 802.11a (UNII Band 5) – Ch. 43, MCS11)

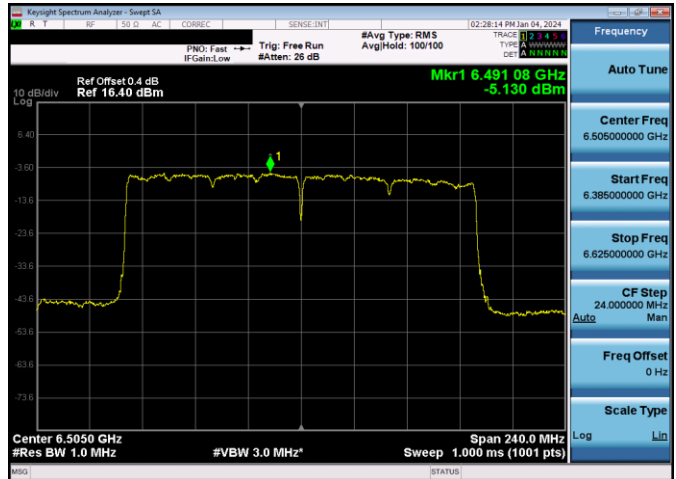


Plot 7-222. Power Spectral Density Plot Antenna WF7a LPI (20MHz 802.11a (UNII Band 6) – Ch. 105, 54Mbps)

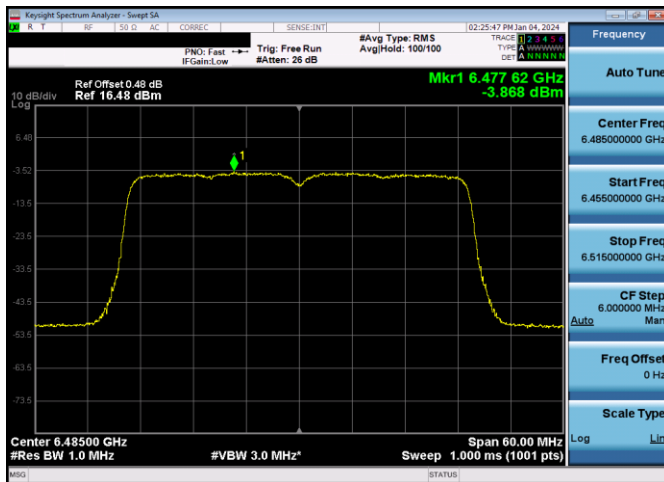
FCC ID: BCGA2898 IC: 579C-A2898		MEASUREMENT REPORT (CERTIFICATION)	Approved by: Technical Manager
Test Report S/N: 1C2311270065-13-R2.BCG	Test Dates: 12/1/2023 - 04/04/2024	EUT Type: Tablet Device	Page 124 of 552



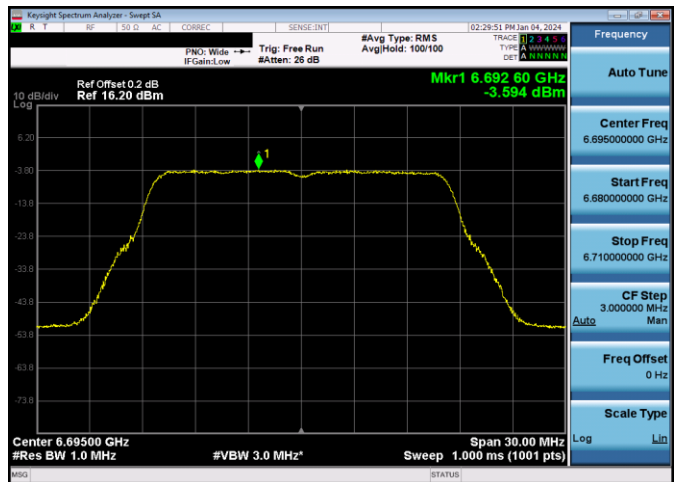
Plot 7-223. Power Spectral Density Plot Antenna WF7a LPI (20MHz 802.11ax (UNII Band 6) – Ch. 105, MCS11)



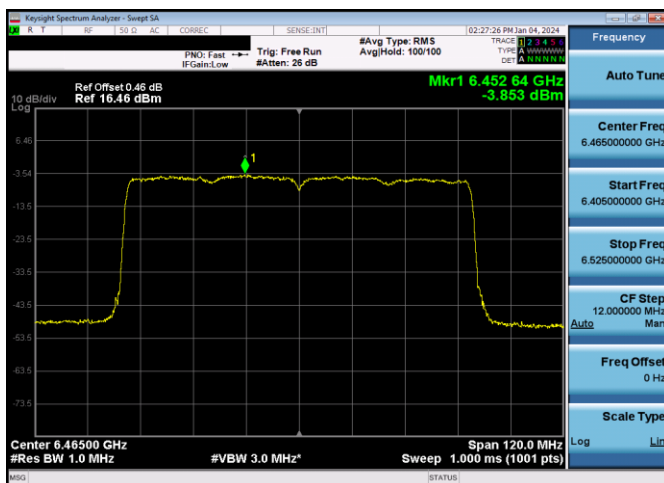
Plot 7-226. Power Spectral Density Plot Antenna WF7a LPI (160MHz 802.11ax (UNII Band 6) – Ch. 111, MCS11)



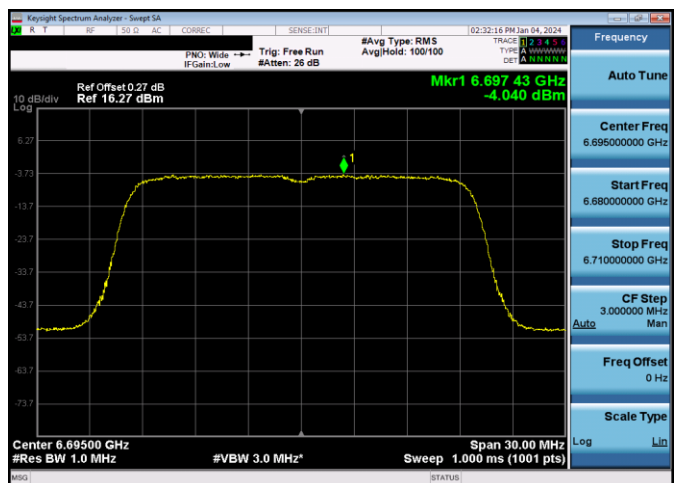
Plot 7-224. Power Spectral Density Plot Antenna WF7a LPI (40MHz 802.11ax (UNII Band 6) – Ch. 107, MCS11)



Plot 7-227. Power Spectral Density Plot Antenna WF7a LPI (20MHz 802.11a (UNII Band 7) – Ch. 149, 54Mbps)

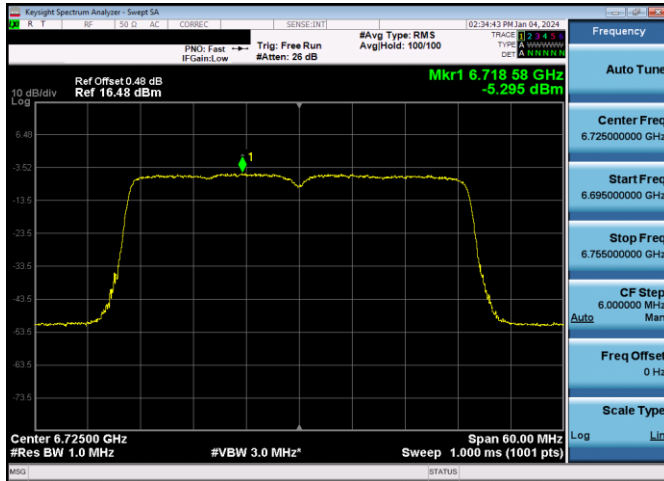


Plot 7-225. Power Spectral Density Plot Antenna WF7a LPI (80MHz 802.11ax (UNII Band 6) – Ch. 103, MCS11)

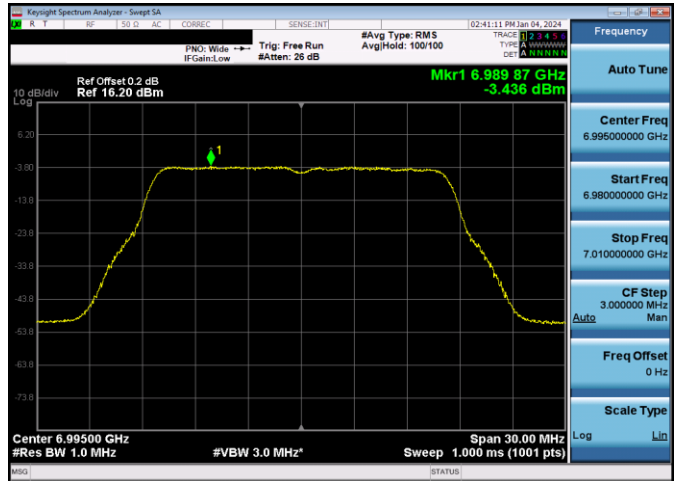


Plot 7-228. Power Spectral Density Plot Antenna WF7a LPI (20MHz 802.11ax (UNII Band 7) – Ch. 149, MCS11)

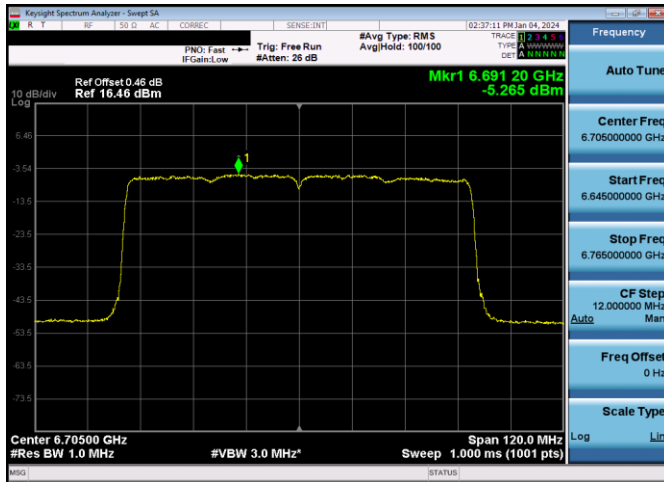
FCC ID: BCGA2898 IC: 579C-A2898	element	MEASUREMENT REPORT (CERTIFICATION)	Approved by: Technical Manager
Test Report S/N: 1C2311270065-13-R2.BCG	Test Dates: 12/1/2023 - 04/04/2024	EUT Type: Tablet Device	Page 125 of 552



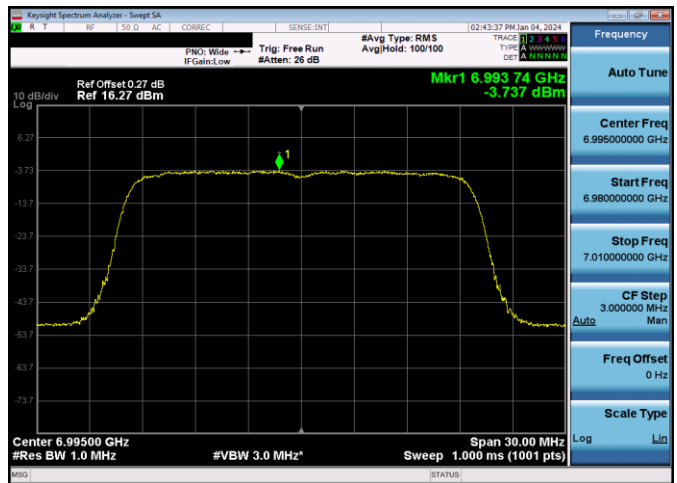
Plot 7-229. Power Spectral Density Plot Antenna WF7a LPI (40MHz 802.11ax (UNII Band 7) – Ch. 155, MCS11)



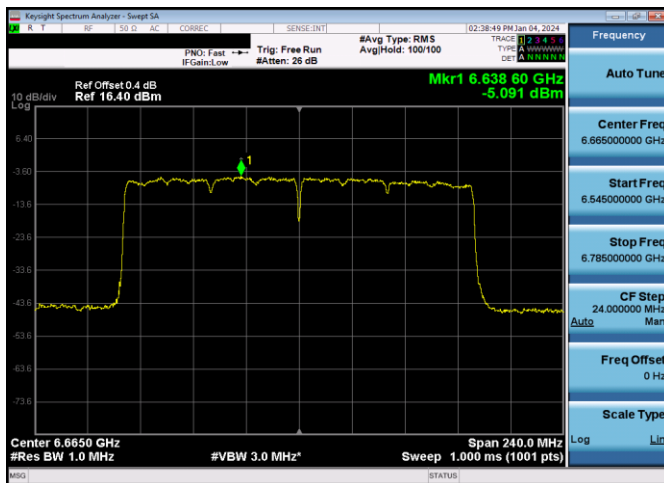
Plot 7-232. Power Spectral Density Plot Antenna WF7a LPI (20MHz 802.11a (UNII Band 8) – Ch. 209, 54Mbps)



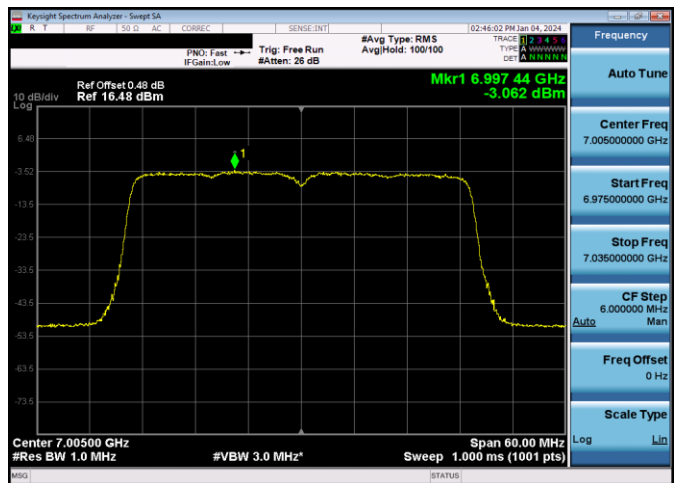
Plot 7-230. Power Spectral Density Plot Antenna WF7a LPI (80MHz 802.11ax (UNII Band 7) – Ch. 151, MCS11)



Plot 7-233. Power Spectral Density Plot Antenna WF7a LPI (20MHz 802.11ax (UNII Band 8) – Ch. 209, MCS11)

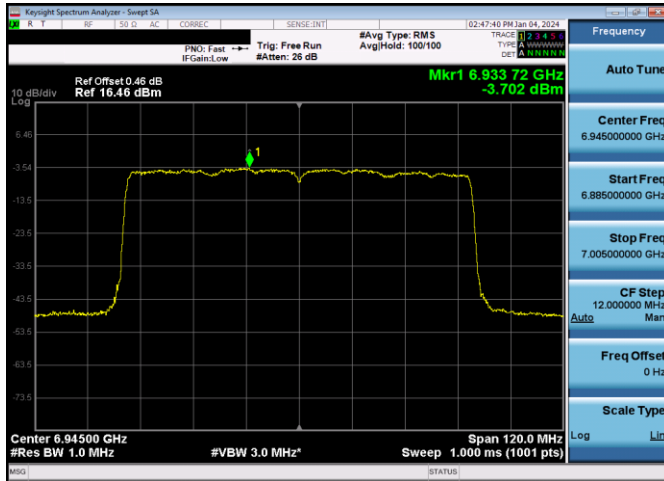


Plot 7-231. Power Spectral Density Plot Antenna WF7a LPI (160MHz 802.11ax (UNII Band 7) – Ch. 143, MCS11)

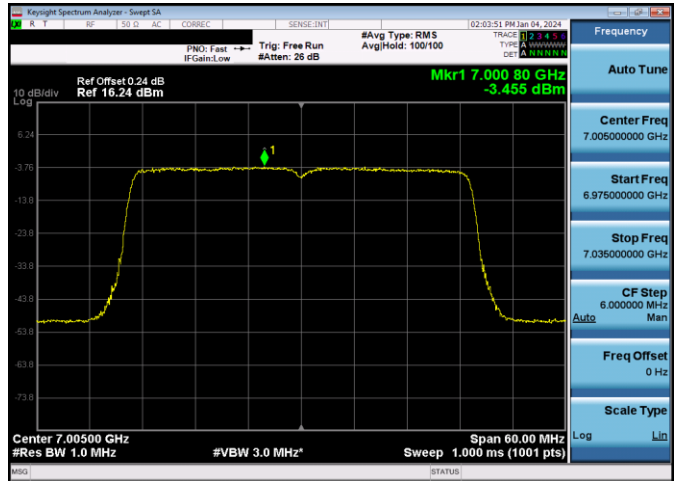


Plot 7-234. Power Spectral Density Plot Antenna WF7a LPI (40MHz 802.11ax (UNII Band 8) – Ch. 211, MCS11)

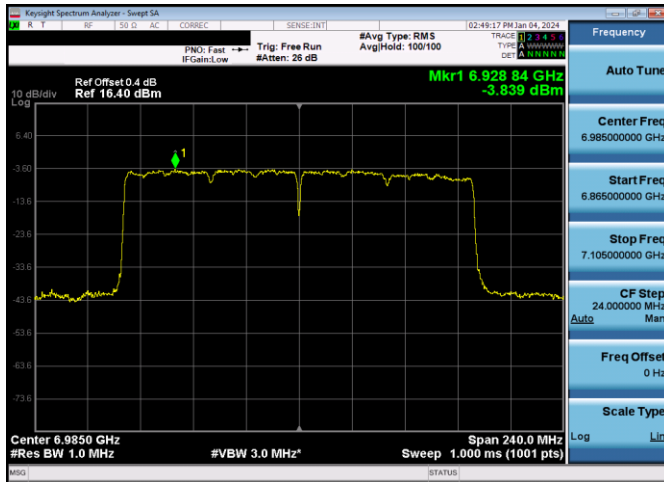
FCC ID: BCGA2898 IC: 579C-A2898	element	MEASUREMENT REPORT (CERTIFICATION)	Approved by: Technical Manager
Test Report S/N: 1C2311270065-13-R2.BCG	Test Dates: 12/1/2023 - 04/04/2024	EUT Type: Tablet Device	Page 126 of 552



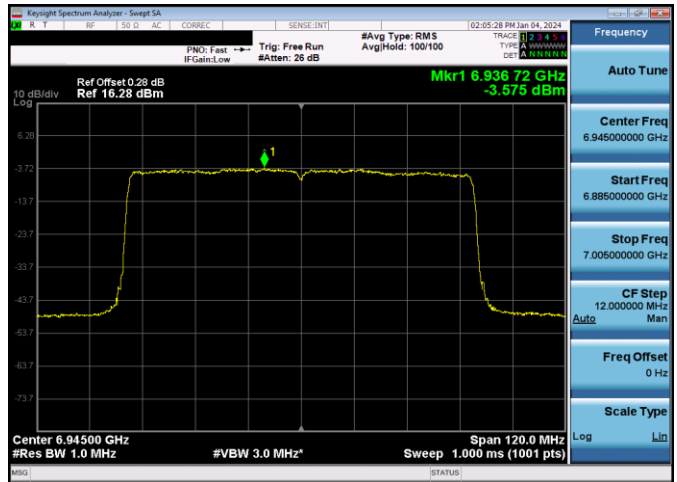
Plot 7-235. Power Spectral Density Plot Antenna WF7a LPI (80MHz 802.11ax (UNII Band 8) – Ch. 199, MCS11)



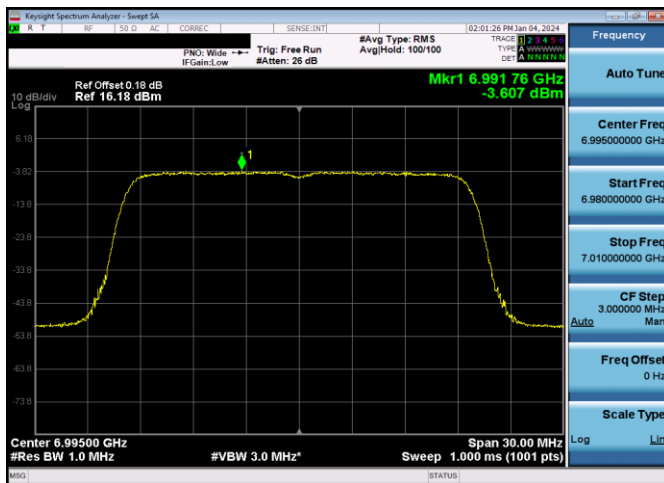
Plot 7-238. Power Spectral Density Plot Antenna WF7a LPI (40MHz 802.11ax (UNII Band 8) – Ch. 211, MCS11)



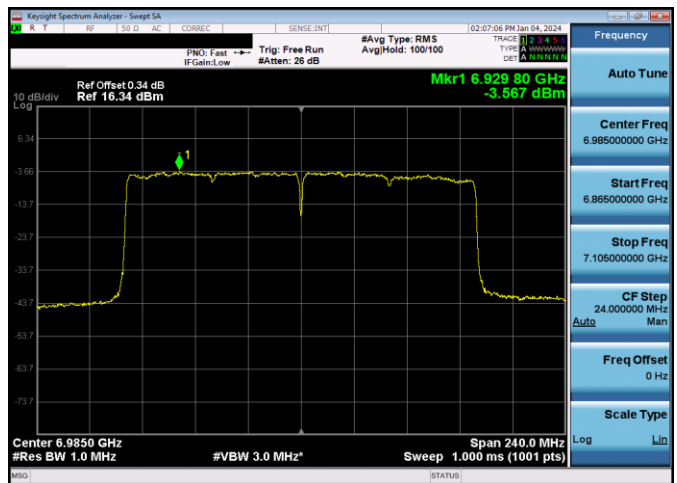
Plot 7-236. Power Spectral Density Plot Antenna WF7a LPI (160MHz 802.11ax (UNII Band 8) – Ch. 207, MCS11)



Plot 7-239. Power Spectral Density Plot Antenna WF7a LPI (80MHz 802.11ax (UNII Band 8) – Ch. 199, MCS11)



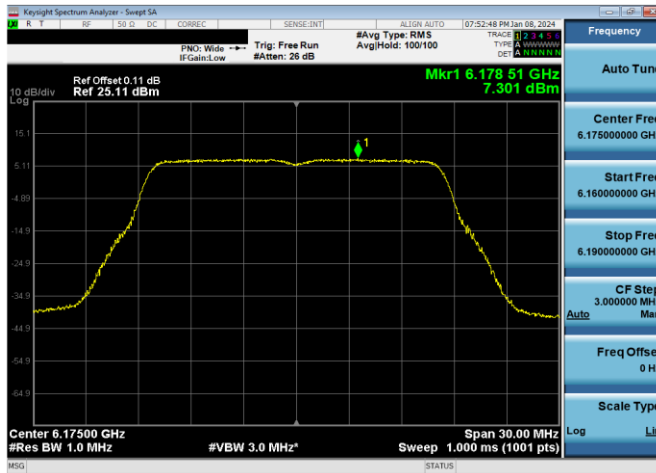
Plot 7-237. Power Spectral Density Plot Antenna WF7a LPI (20MHz 802.11ax (UNII Band 8) – Ch. 209, MCS11)



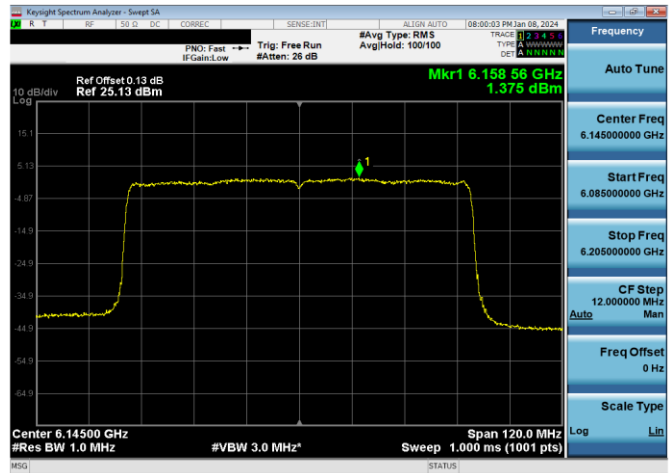
Plot 7-240. Power Spectral Density Plot Antenna WF7a LPI (160MHz 802.11ax (UNII Band 8) – Ch. 207, MCS11)

FCC ID: BCGA2898 IC: 579C-A2898	element	MEASUREMENT REPORT (CERTIFICATION)	Approved by: Technical Manager
Test Report S/N: 1C2311270065-13-R2.BCG	Test Dates: 12/1/2023 - 04/04/2024	EUT Type: Tablet Device	Page 127 of 552

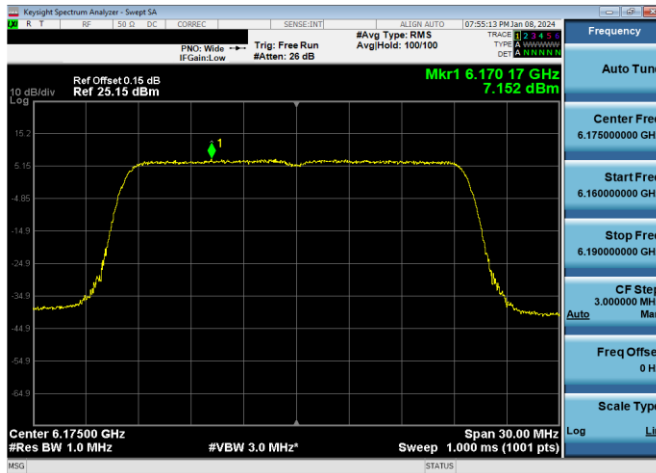
Low Data Rate



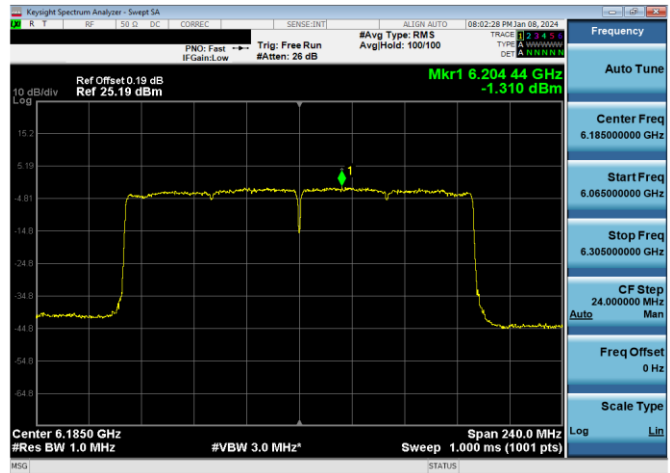
Plot 7-241. Power Spectral Density Plot Antenna WF7a Standard Power (20MHz 802.11a (UNII Band 5) – Ch. 45, 12Mbps)



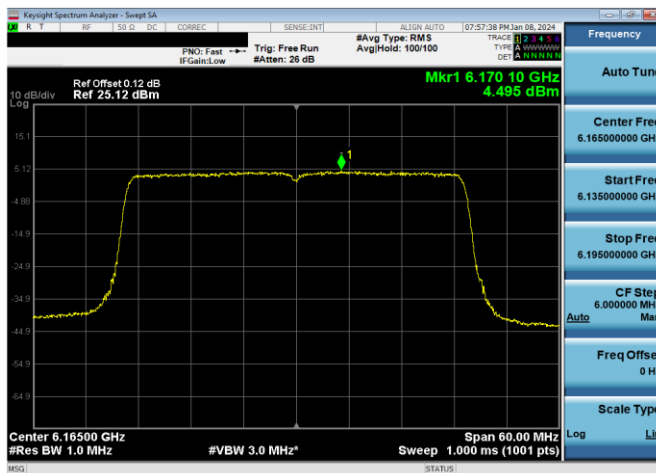
Plot 7-244. Power Spectral Density Plot Antenna WF7a Standard Power (80MHz 802.11ax (UNII Band 5) – Ch. 39, MCS2)



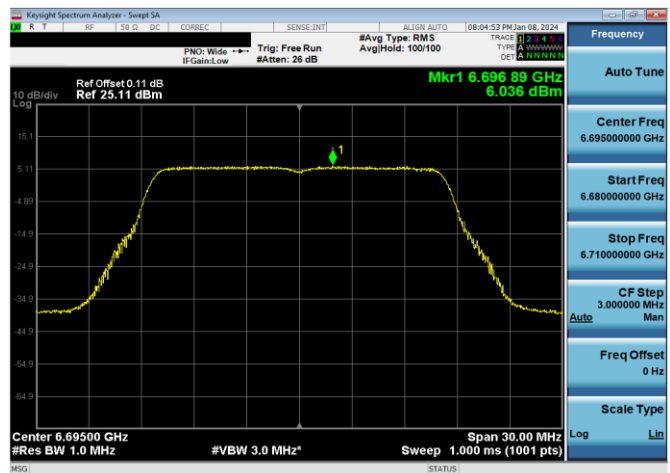
Plot 7-242. Power Spectral Density Plot Antenna WF7a Standard Power (20MHz 802.11ax (UNII Band 5) – Ch. 45, MCS2)



Plot 7-245. Power Spectral Density Plot Antenna WF7a Standard Power (160MHz 802.11ax (UNII Band 5) – Ch. 47, MCS2)



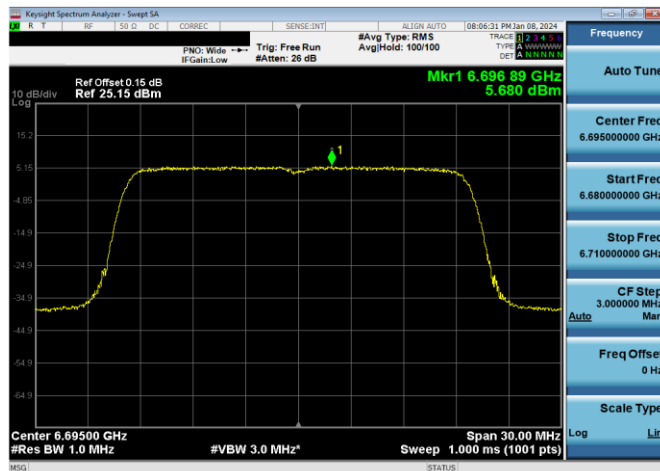
Plot 7-243. Power Spectral Density Plot Antenna WF7a Standard Power (40MHz 802.11ax (UNII Band 5) – Ch. 43, MCS2)



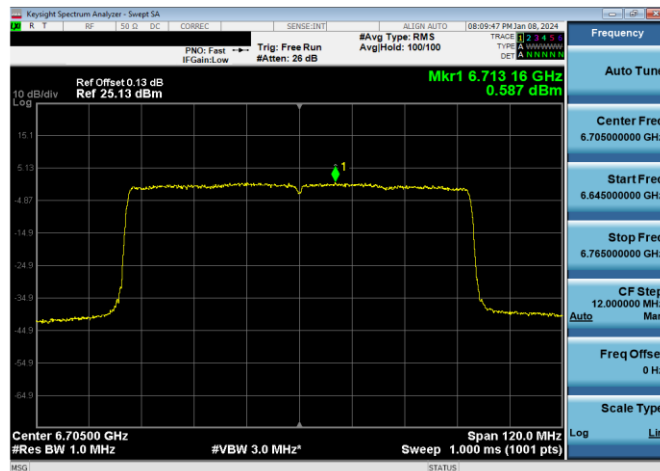
Plot 7-246. Power Spectral Density Plot Antenna WF7a Standard Power (20MHz 802.11a (UNII Band 7) – Ch. 149, 12Mbps)

FCC ID: BCGA2898 IC: 579C-A2898		MEASUREMENT REPORT (CERTIFICATION)	Approved by: Technical Manager
Test Report S/N: 1C2311270065-13-R2.BCG	Test Dates: 12/1/2023 - 04/04/2024	EUT Type: Tablet Device	Page 128 of 552

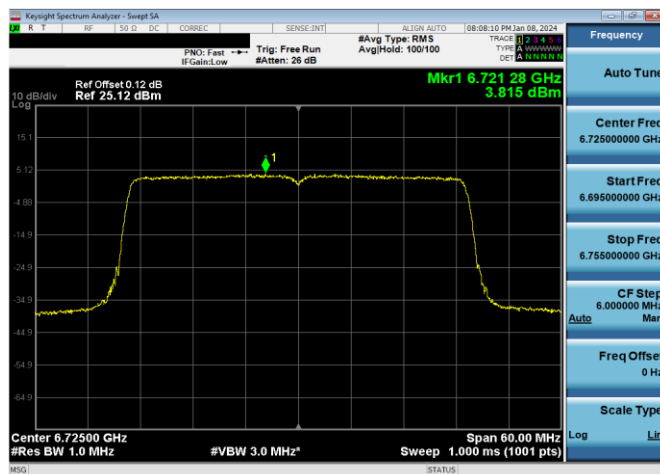
V 10.5 12/15/2021



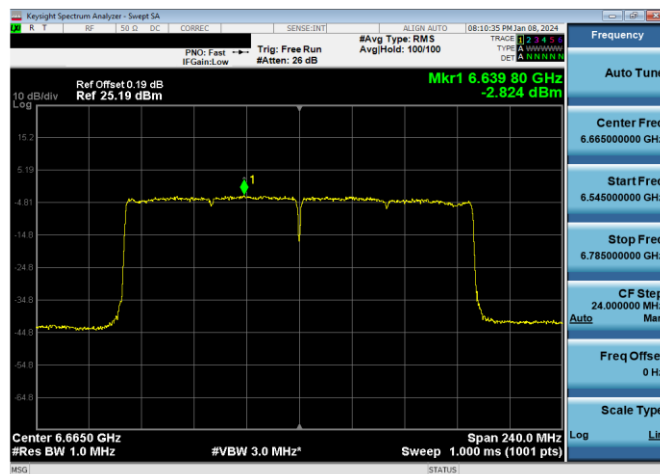
Plot 7-247. Power Spectral Density Plot Antenna WF7a Standard Power (20MHz 802.11ax (UNII Band 7) – Ch. 149, MCS2)



Plot 7-249. Power Spectral Density Plot Antenna WF7a Standard Power (80MHz 802.11ax (UNII Band 7) – Ch. 151, MCS2)



Plot 7-248. Power Spectral Density Plot Antenna WF7a Standard Power (40MHz 802.11ax (UNII Band 7) – Ch. 155, MCS2)



Plot 7-250. Power Spectral Density Plot Antenna WF7a Standard Power (160MHz 802.11ax (UNII Band 7) – Ch. 143, MCS2)

FCC ID: BCGA2898 IC: 579C-A2898	element	MEASUREMENT REPORT (CERTIFICATION)	Approved by: Technical Manager
Test Report S/N: 1C2311270065-13-R2.BCG	Test Dates: 12/1/2023 - 04/04/2024	EUT Type: Tablet Device	Page 129 of 552