


## Conducted Emission on AC mains 0.15MHz to 30MHz




## Radiated emission

Below 1G


Mode 1




Mode 2




Above 1G  
Mode 1




Mode 2



Radiated Spurious Emission Test (Below 1GHz)




Radiated Spurious Emission Test (Above 1GHz)







## Radiated Spurious Emission Test (Above 18GHz)




## SAR




**Left Ear-Front Face**




**Left Ear-Rear Face**




**Left Ear-Left Side**




**Left Ear-Right Side**



**Left Ear-Top Side**




**Left Ear-Bottom Side**




**Right Ear-Front Face**







**Right Ear-Rear Face**




**Right Ear-Left Side**



**Right Ear-Right Side**



**Right Ear-Top Side**



**Right Ear-Bottom Side**

-----This is the last page of the report. -----