




Serial lead



Antenna and power interface PCB



Radio PCB in base of unit under battery

Note: serial cable connection in top 2 photos is a test lead to allow radio to be put into continuous transmit mode for testing