

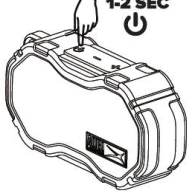
# Front

# Rear

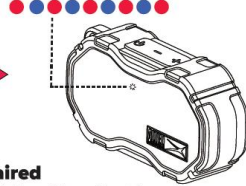
## Bluetooth® Pairing



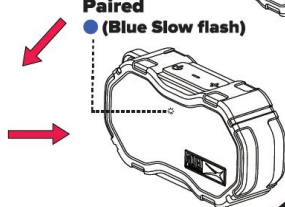
PRESS & HOLD  
1-2 SEC



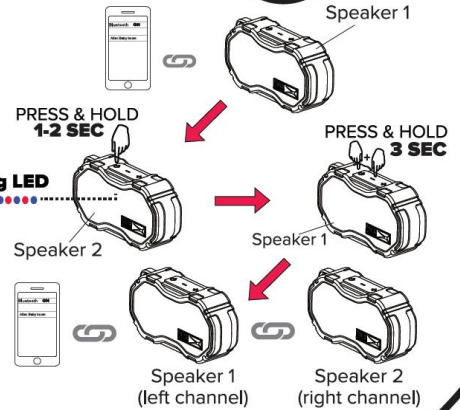
**Pairing Mode**  
Red & Blue Flashing LED



**Paired**  
(Blue Slow flash)



## True Wireless Stereo Pairing



Note: True Wireless Pairing can't occur while music is playing through the speakers

## Voice Assistant Calls



PRESS x2

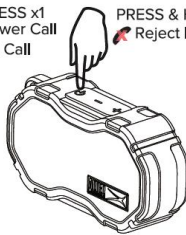
To activate voice assistant on the connected phone.



PRESSING THE POWER BUTTON

PRESS x1  
Answer Call  
End Call

PRESS & HOLD (2 sec)  
Reject Incoming Call



Note: When two speakers are connected using True Wireless Pairing, only the first speaker paired will receive phone calls.

## FCC Statement



This device complies with the part 15 of the FCC rules. Operation is subject to the following two conditions: (1) this device may not cause harmful interference, and (2) this device must accept any interference received, including interference that may cause undesired operation. **Caution:** Changes or modifications not expressly approved by the party responsible for compliance could void the user's authority to operate the equipment.

**Note:** This equipment has been tested and found to comply with the limits for a Class B digital device, pursuant to part 15 of the FCC Rules. These limits are designed to provide reasonable protection against harmful interference in a residential installation. This equipment generates, uses and can radiate radio frequency energy and, if not installed and used in accordance with the instructions, may cause harmful interference to radio communications. However, there is no guarantee that interference will not occur in a particular installation. If this equipment does cause harmful interference to radio or television reception, which can be determined by turning the equipment off and on, the user is encouraged to try to correct the interference by one or more of the following measures:

- Reorient or relocate the receiving antenna.
- Increase the separation between the equipment and receiver.
- Connect the equipment into an outlet on a circuit different from that to which the receiver is connected.
- Consult the dealer or an experienced radio/TV technician for help.

FCC Radiation Exposure Statement: The device has been evaluated to meet general RF exposure requirement. The device can be used in the portable exposure condition without restriction.

Altec Lansing - Edison, NJ 08817  
CALL: 1-855-292-4087  
ALTECLANSING.COM

FCC ID: 2A81A-1MW269N

## Controlling Music



PRESS

⏮+  
PRESS & HOLD (2 sec)  
⏮⏮



PRESS  
▶||



PRESS

⏭  
PRESS & HOLD (2 sec)  
⏭⏭

For additional user materials and warranty information, please visit [alteclansing.com](http://alteclansing.com)

est.  
**FIRST**

FOLLOW US ON #myalteclansing