

Annex C



This test report annex is electronically signed and valid without handwriting signature. For verification of the electronic signatures, the public keys can be requested at the testing laboratory.

Test report annex authorized:

Thomas Vogler
Lab Manager
Radio Communications & EMC

1 Photographs of the test setup


Photo 1: radiated test set-up



Photo 2: radiated test set-up




Photo 3: radiated test set-up (10m chamber)



not part of tested configuration

Photo 4: radiated test set-up (10m chamber)



not part of tested configuration

Photo 5: ATS test rack




Photo 6: control software

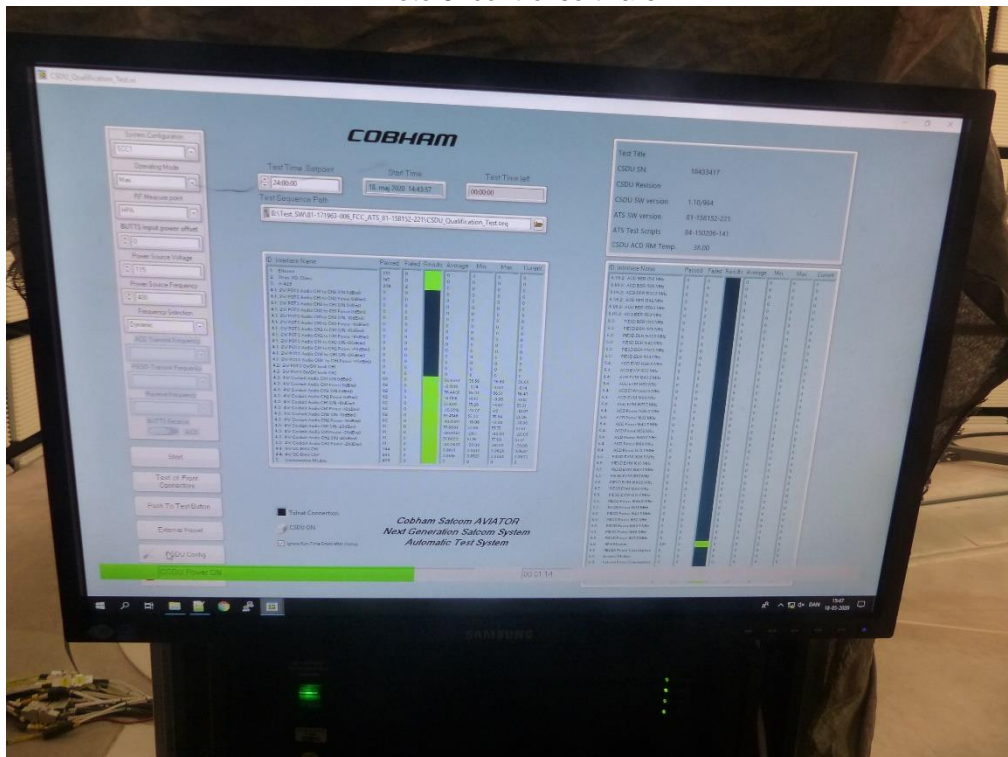


Photo 7: CSDU (on the right)



Photo 8: test set-up for in-band measurements



Photo 9: test set-up for out-of-band measurements



Photo 10: test setup for measurements > 3 GHz





Photo 11: EUT inside climatic box



Photo 12: EUT inside climatic box



2 Document history

Version	Applied changes	Date of release
	Draft	2020-06-26