

n5

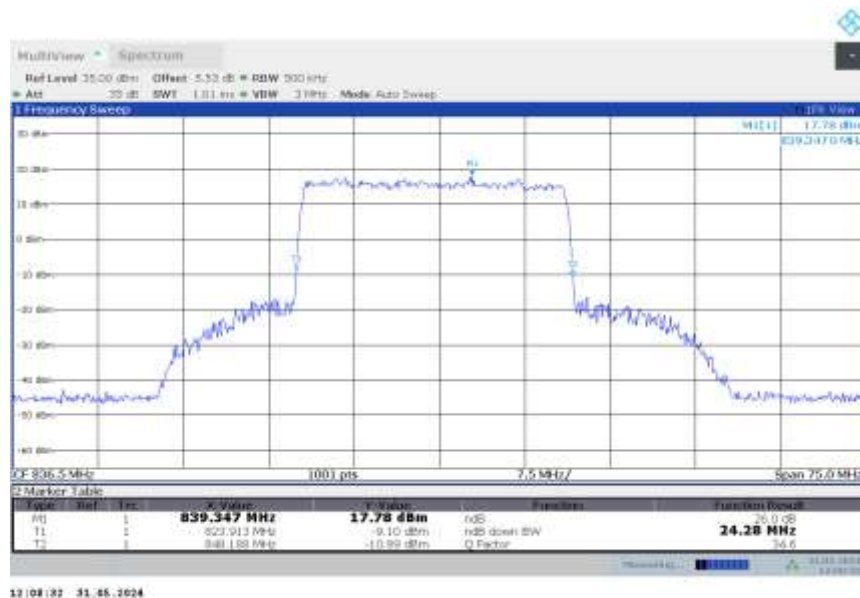
n5,25MHz(-26dBc)

Frequency (MHz)	Emission Bandwidth (-26dBc) (MHz)	
	DFT-s-pi/2 BPSK	DFT-s-QPSK
836.5	24.201	24.276

n5,25MHz Bandwidth,DFT-s-pi/2 BPSK (-26dBc BW)



n5,25MHz Bandwidth,DFT-s-QPSK (-26dBc BW)



n30

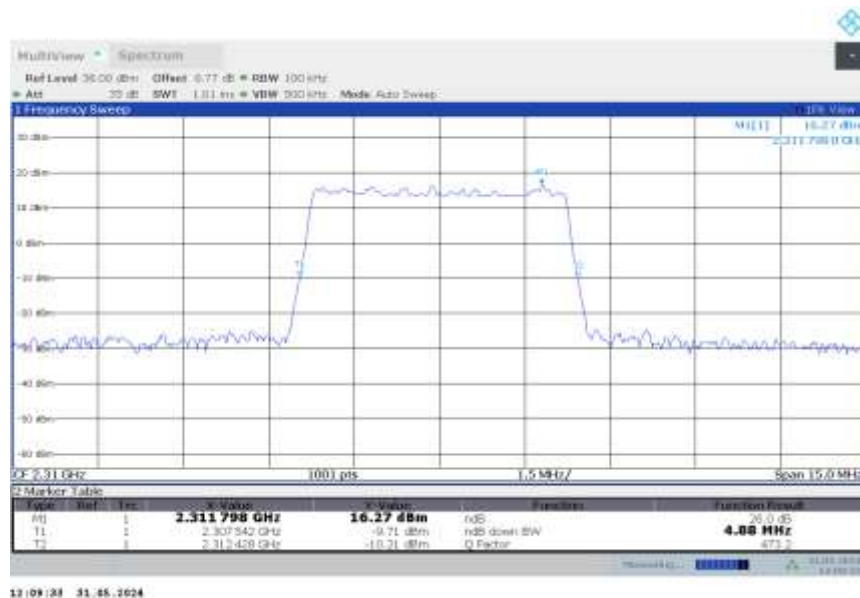
n30,5MHz(-26dBc)

Frequency (MHz)	Emission Bandwidth (-26dBc) (MHz)	
	DFT-s-pi/2 BPSK	DFT-s-QPSK
2310	4.915	4.885

n30,5MHz Bandwidth,DFT-s-pi/2 BPSK (-26dBc BW)



n30,5MHz Bandwidth,DFT-s-QPSK (-26dBc BW)



n30

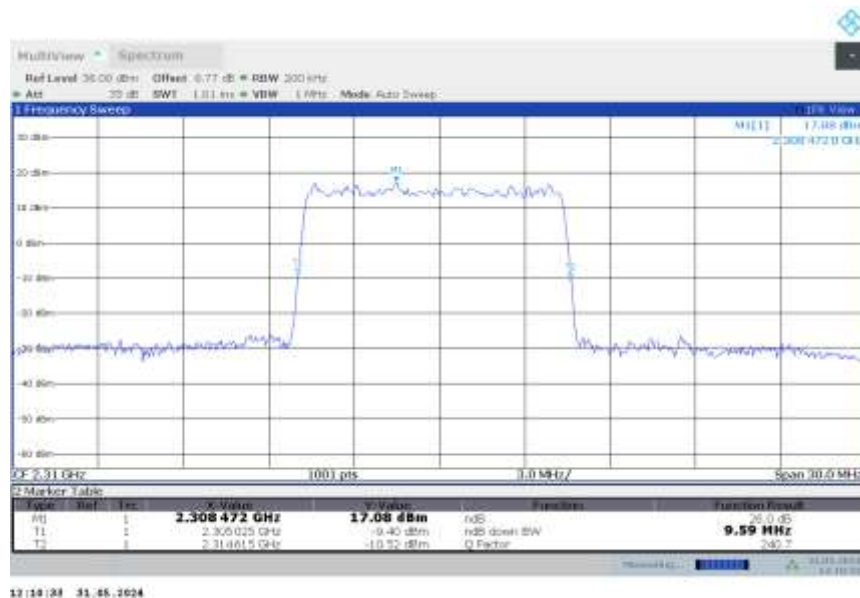
n30,10MHz(-26dBc)

Frequency (MHz)	Emission Bandwidth (-26dBc) (MHz)	
	DFT-s-pi/2 BPSK	DFT-s-QPSK
2310	9.560	9.590

n30,10MHz Bandwidth,DFT-s-pi/2 BPSK (-26dBc BW)



n30,10MHz Bandwidth,DFT-s-QPSK (-26dBc BW)



n66

n66,5MHz(-26dBc)

Frequency (MHz)	Emission Bandwidth (-26dBc) (MHz)	
	DFT-s-pi/2 BPSK	DFT-s-QPSK
1745	4.930	4.900

n66,5MHz Bandwidth,DFT-s-pi/2 BPSK (-26dBc BW)



n66,5MHz Bandwidth,DFT-s-QPSK (-26dBc BW)

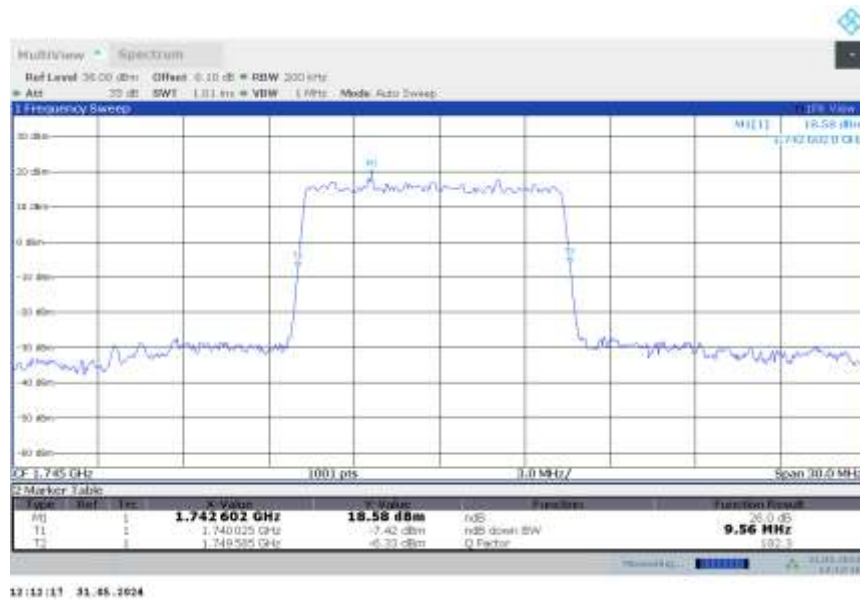


n66

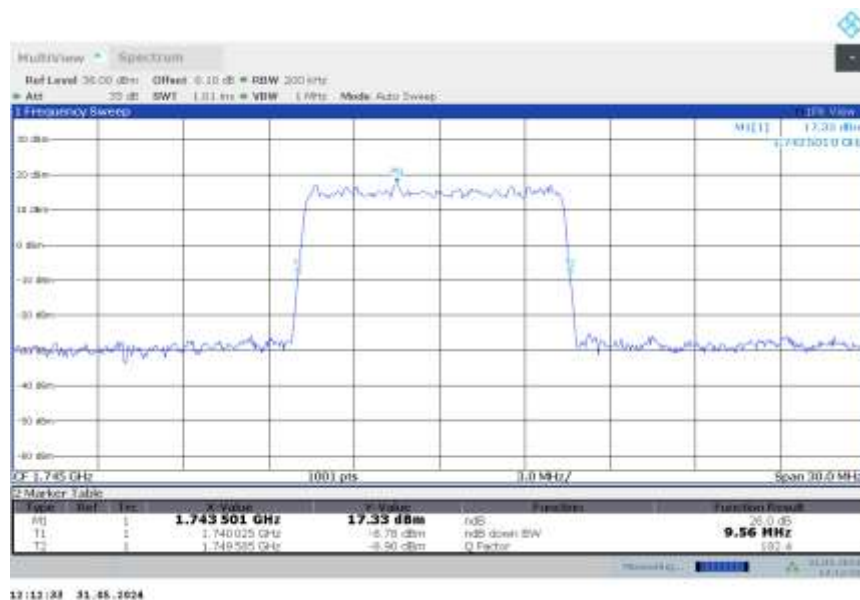
n66,10MHz(-26dBc)

Frequency (MHz)	Emission Bandwidth (-26dBc) (MHz)	
	DFT-s-pi/2 BPSK	DFT-s-QPSK
1745	9.560	9.560

n66,10MHz Bandwidth,DFT-s-pi/2 BPSK (-26dBc BW)



n66,10MHz Bandwidth,DFT-s-QPSK (-26dBc BW)

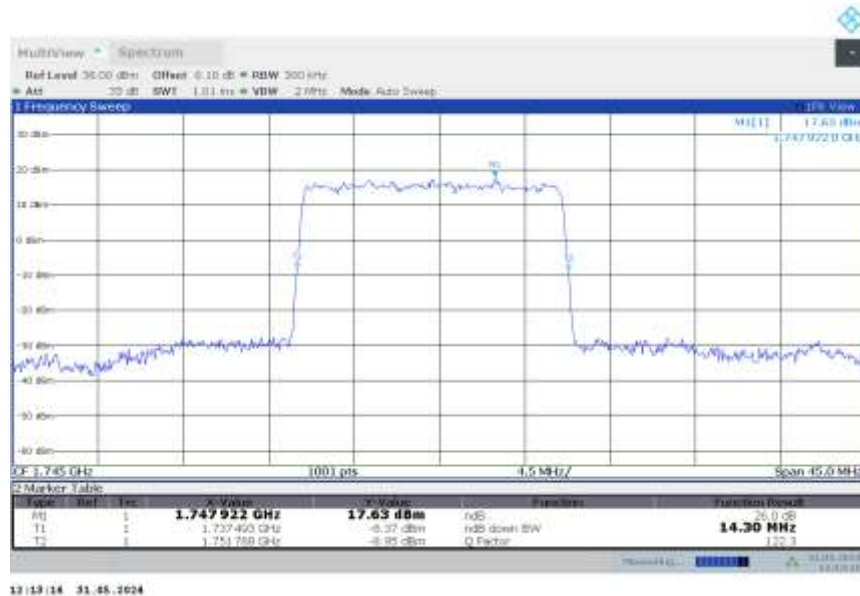


n66

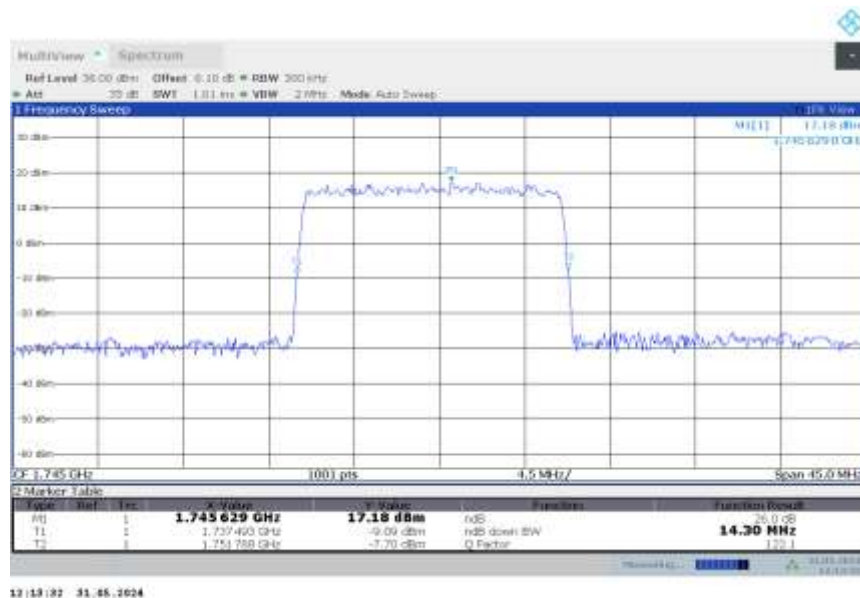
n66,15MHz(-26dBc)

Frequency (MHz)	Emission Bandwidth (-26dBc) (MHz)	
	DFT-s-pi/2 BPSK	DFT-s-QPSK
1745	14.296	14.296

n66,15MHz Bandwidth,DFT-s-pi/2 BPSK (-26dBc BW)



n66,15MHz Bandwidth,DFT-s-QPSK (-26dBc BW)

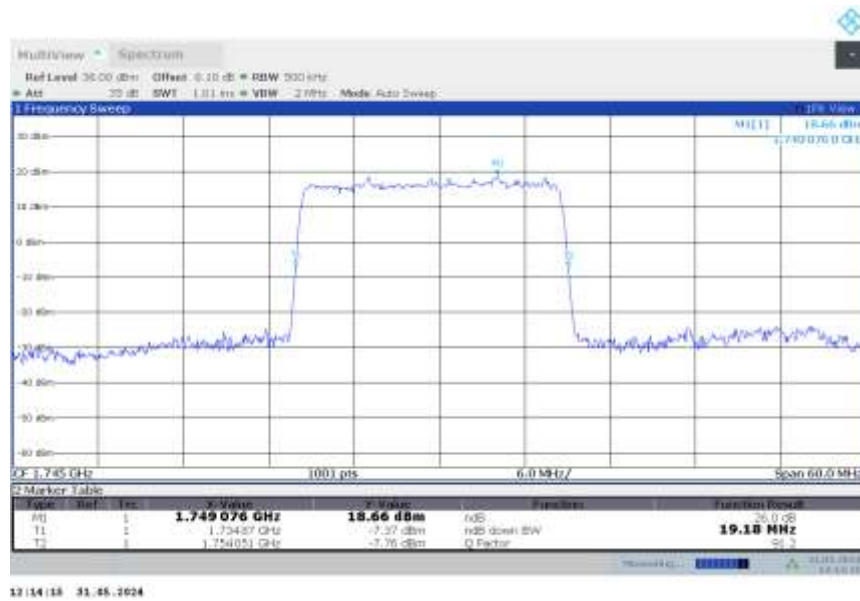


n66

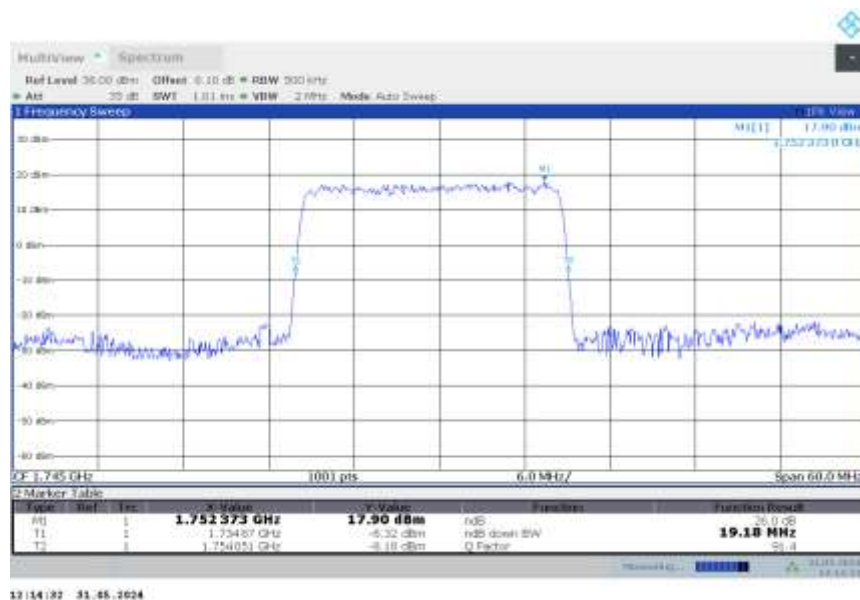
n66,20MHz(-26dBc)

Frequency (MHz)	Emission Bandwidth (-26dBc) (MHz)	
	DFT-s-pi/2 BPSK	DFT-s-QPSK
1745	19.181	19.181

n66,20MHz Bandwidth,DFT-s-pi/2 BPSK (-26dBc BW)



n66,20MHz Bandwidth,DFT-s-QPSK (-26dBc BW)

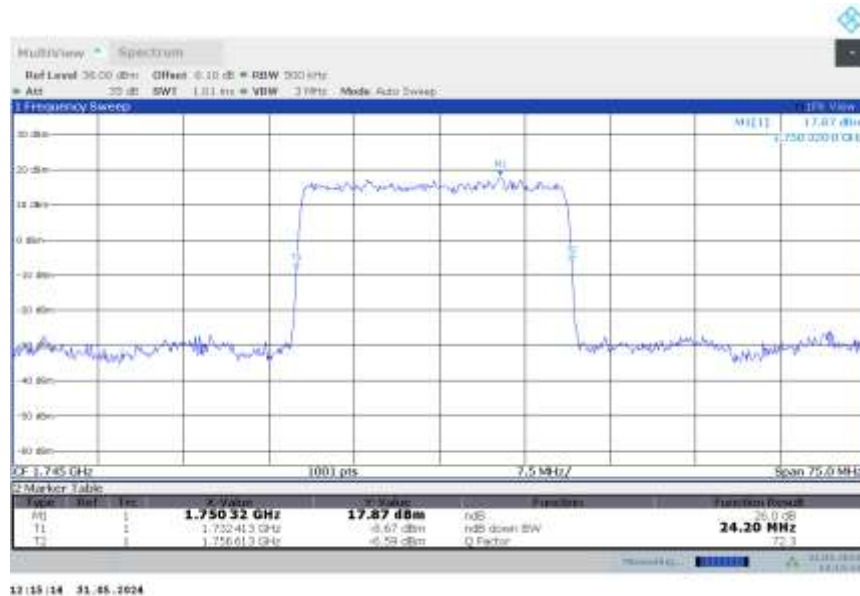


n66

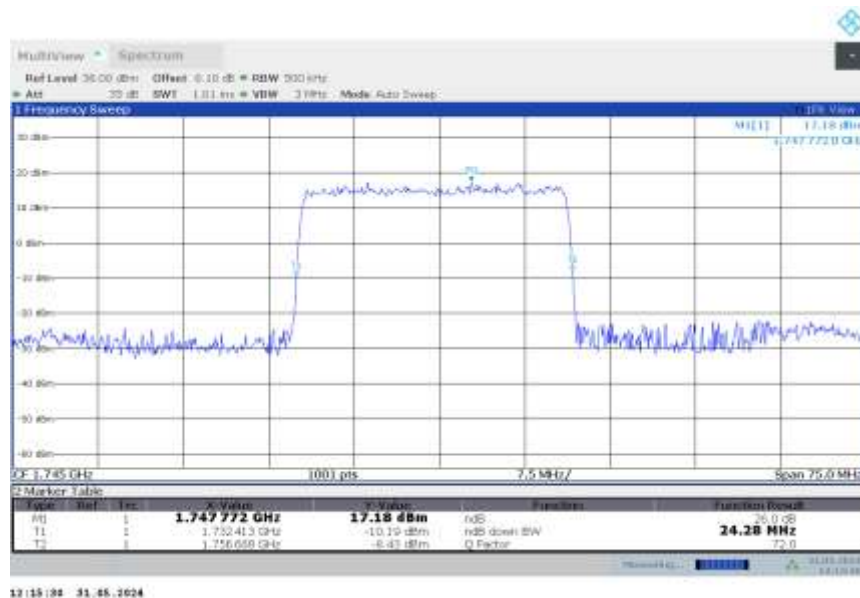
n66,25MHz(-26dBc)

Frequency (MHz)	Emission Bandwidth (-26dBc) (MHz)	
	DFT-s-pi/2 BPSK	DFT-s-QPSK
1745	24.201	24.276

n66,25MHz Bandwidth,DFT-s-pi/2 BPSK (-26dBc BW)



n66,25MHz Bandwidth,DFT-s-QPSK (-26dBc BW)

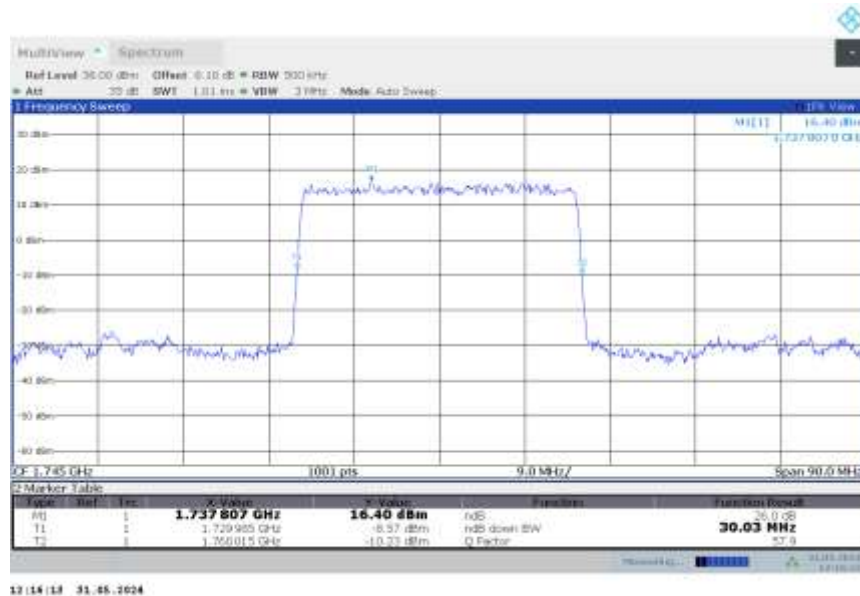


n66

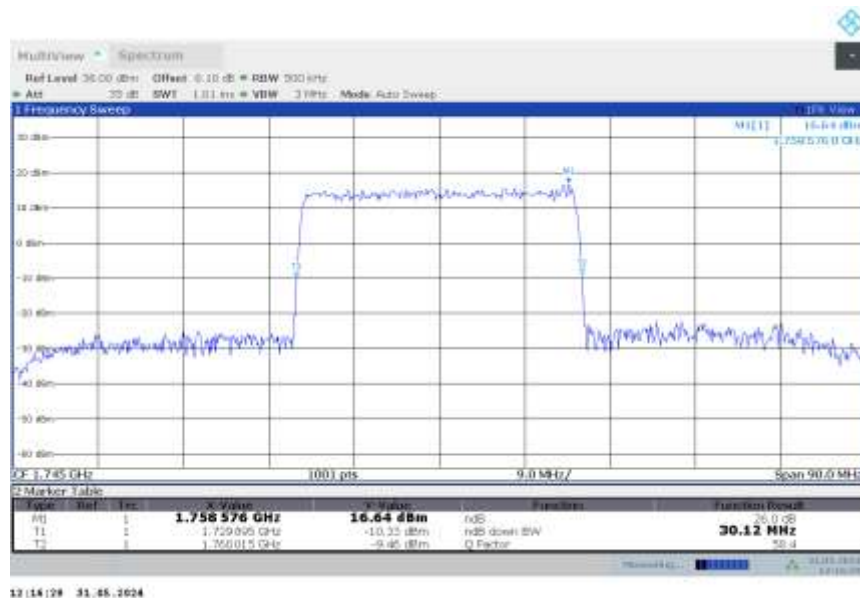
n66,30MHz(-26dBc)

Frequency (MHz)	Emission Bandwidth (-26dBc) (MHz)	
	DFT-s-pi/2 BPSK	DFT-s-QPSK
1745	30.030	30.120

n66,30MHz Bandwidth,DFT-s-pi/2 BPSK (-26dBc BW)



n66,30MHz Bandwidth,DFT-s-QPSK (-26dBc BW)

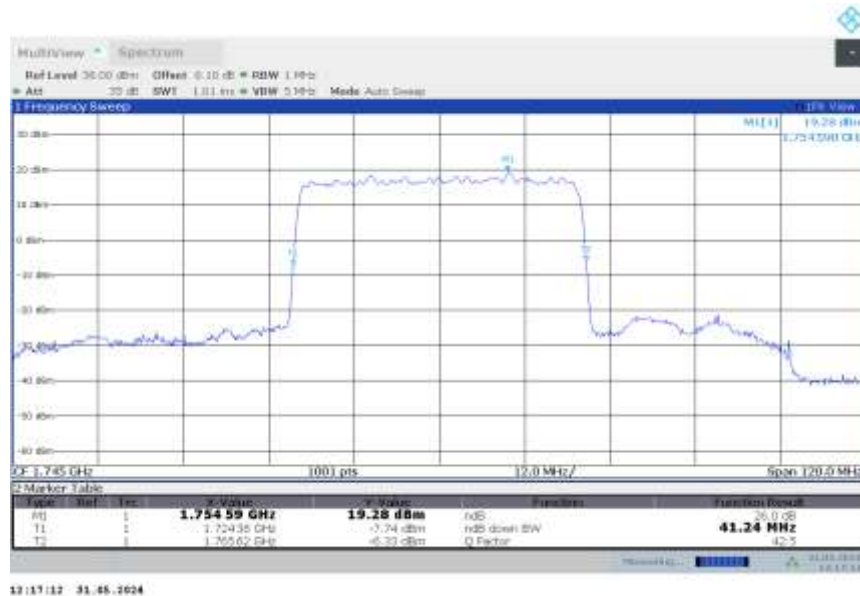


n66

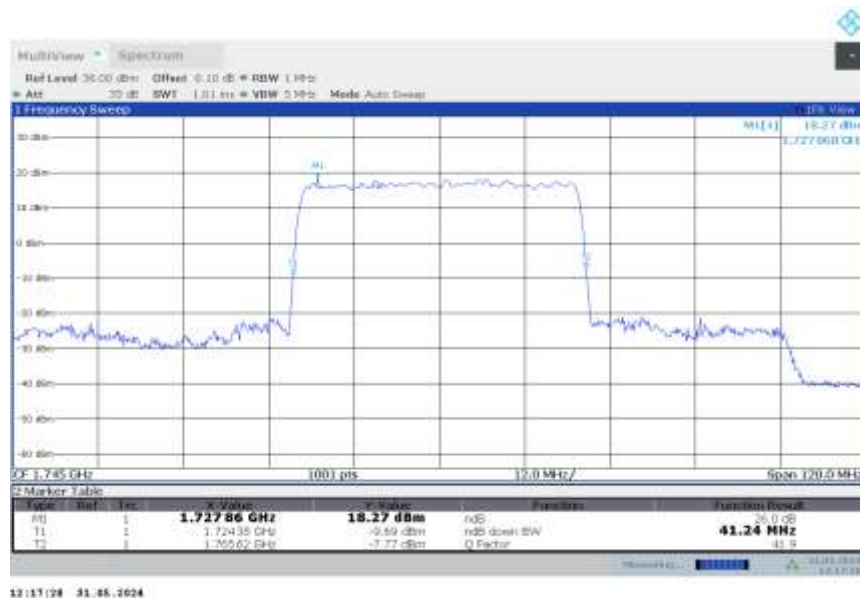
n66,40MHz(-26dBc)

Frequency (MHz)	Emission Bandwidth (-26dBc) (MHz)	
	DFT-s-pi/2 BPSK	DFT-s-QPSK
1745	41.240	41.240

n66,40MHz Bandwidth,DFT-s-pi/2 BPSK (-26dBc BW)



n66,40MHz Bandwidth,DFT-s-QPSK (-26dBc BW)



n66

n66,45MHz(-26dBc)

Frequency (MHz)	Emission Bandwidth (-26dBc) (MHz)	
	DFT-s-pi/2 BPSK	DFT-s-QPSK
1745	45.580	45.580

n66,45MHz Bandwidth,DFT-s-pi/2 BPSK (-26dBc BW)



n66,45MHz Bandwidth,DFT-s-QPSK (-26dBc BW)



n77L

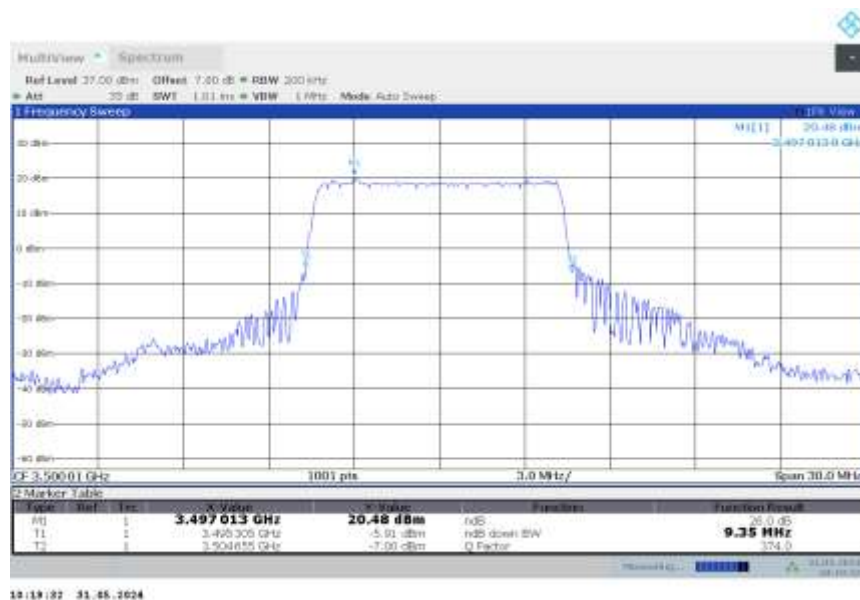
n77L,10MHz(-26dBc)

Frequency (MHz)	Emission Bandwidth (-26dBc) (MHz)	
	DFT-s-pi/2 BPSK	DFT-s-QPSK
3500.01	9.500	9.351

n77L,10MHz Bandwidth,DFT-s-pi/2 BPSK (-26dBc BW)



n77L,10MHz Bandwidth,DFT-s-QPSK (-26dBc BW)

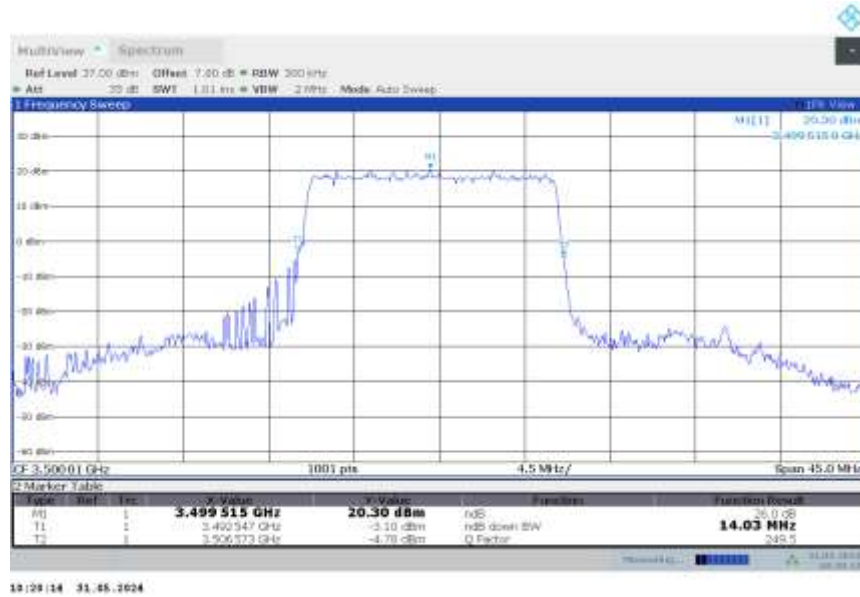


n77L

n77L,15MHz(-26dBc)

Frequency (MHz)	Emission Bandwidth (-26dBc) (MHz)	
	DFT-s-pi/2 BPSK	DFT-s-QPSK
3500.01	14.026	13.846

n77L,15MHz Bandwidth,DFT-s-pi/2 BPSK (-26dBc BW)



n77L,15MHz Bandwidth,DFT-s-QPSK (-26dBc BW)

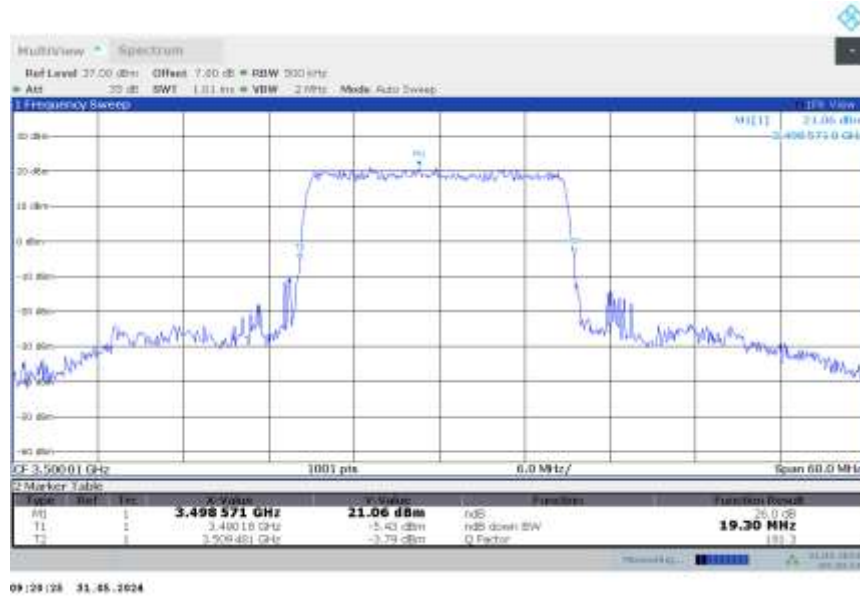


n77L

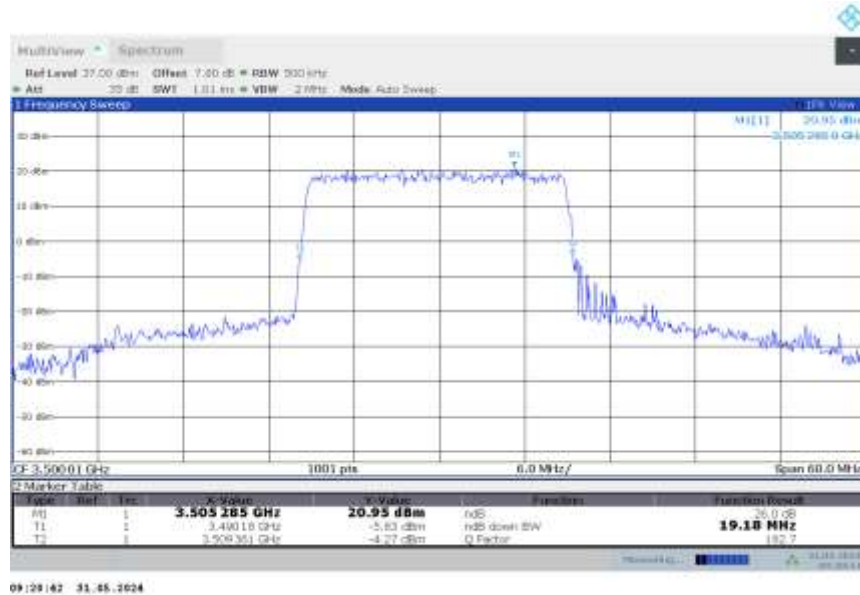
n77L,20MHz(-26dBc)

Frequency (MHz)	Emission Bandwidth (-26dBc) (MHz)	
	DFT-s-pi/2 BPSK	DFT-s-QPSK
3500.01	19.301	19.181

n77L,20MHz Bandwidth,DFT-s-pi/2 BPSK (-26dBc BW)



n77L,20MHz Bandwidth,DFT-s-QPSK (-26dBc BW)

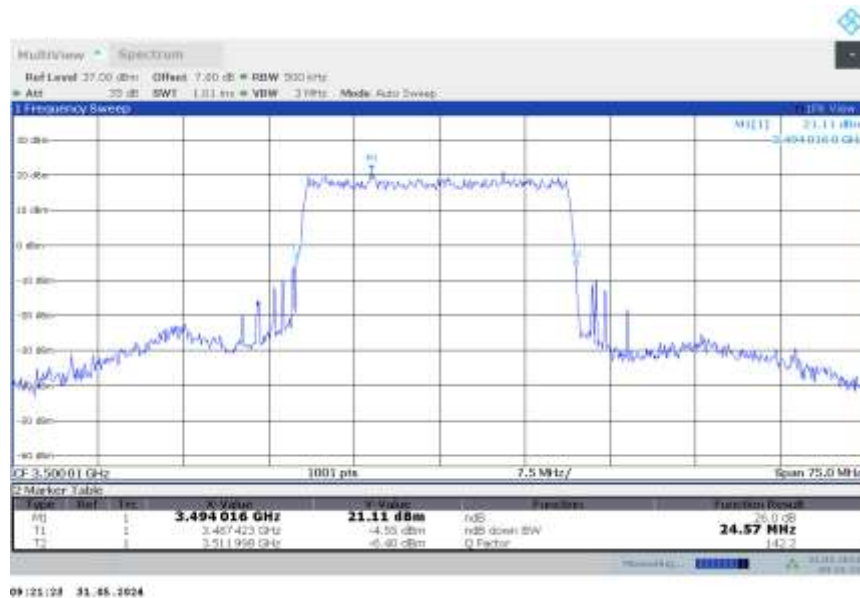


n77L

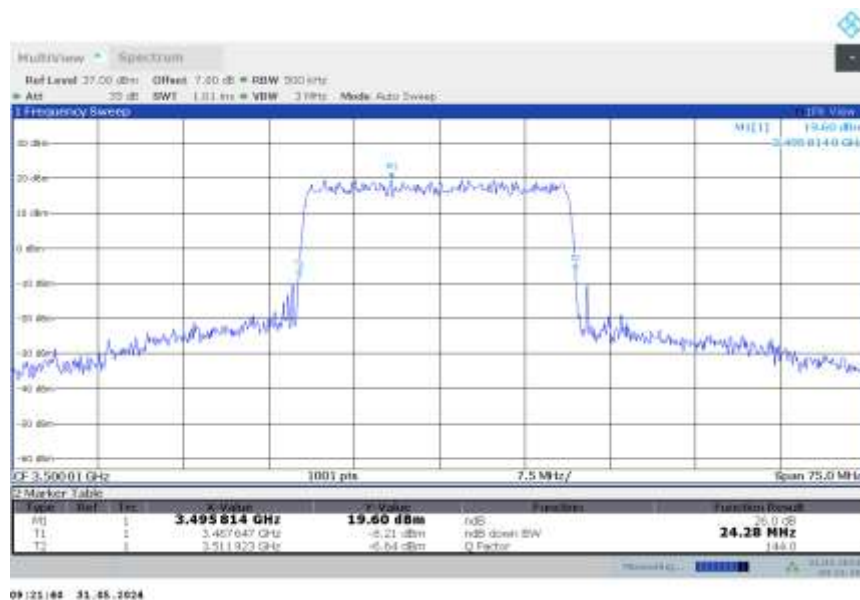
n77L,25MHz(-26dBc)

Frequency (MHz)	Emission Bandwidth (-26dBc) (MHz)	
	DFT-s-pi/2 BPSK	DFT-s-QPSK
3500.01	24.575	24.276

n77L,25MHz Bandwidth,DFT-s-pi/2 BPSK (-26dBc BW)



n77L,25MHz Bandwidth,DFT-s-QPSK (-26dBc BW)

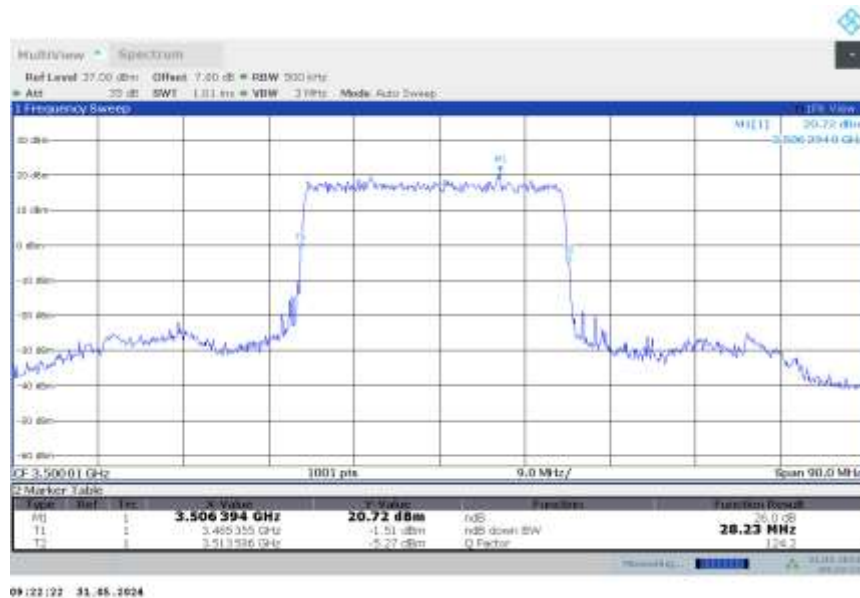


n77L

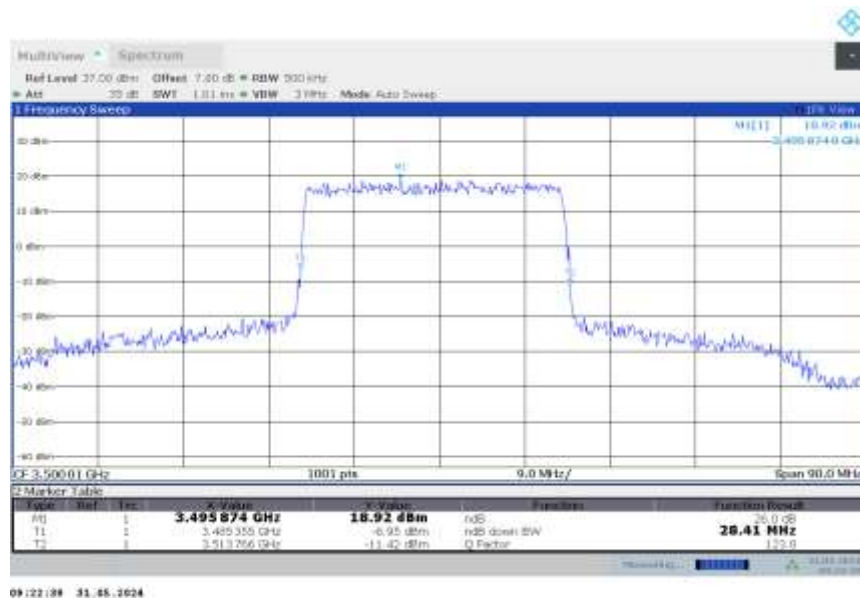
n77L,30MHz(-26dBc)

Frequency (MHz)	Emission Bandwidth (-26dBc) (MHz)	
	DFT-s-pi/2 BPSK	DFT-s-QPSK
3500.01	28.232	28.412

n77L,30MHz Bandwidth,DFT-s-pi/2 BPSK (-26dBc BW)



n77L,30MHz Bandwidth,DFT-s-QPSK (-26dBc BW)

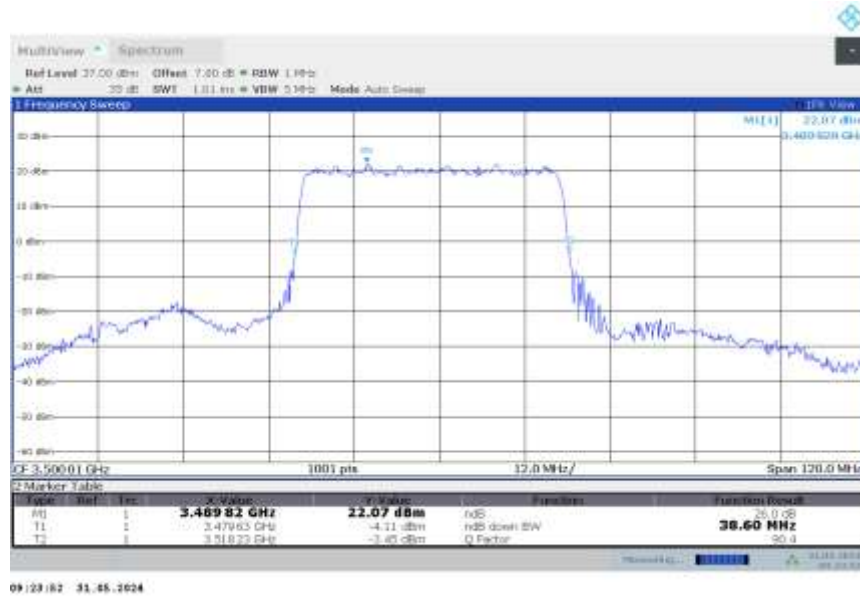


n77L

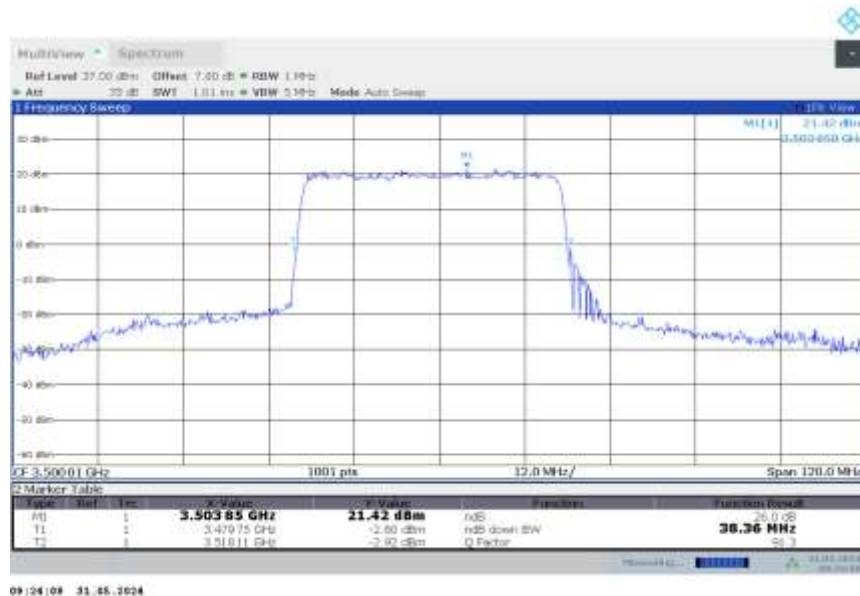
n77L,40MHz(-26dBc)

Frequency (MHz)	Emission Bandwidth (-26dBc) (MHz)	
	DFT-s-pi/2 BPSK	DFT-s-QPSK
3500.01	38.600	38.360

n77L,40MHz Bandwidth,DFT-s-pi/2 BPSK (-26dBc BW)



n77L,40MHz Bandwidth,DFT-s-QPSK (-26dBc BW)



n77L

n77L,50MHz(-26dBc)

Frequency (MHz)	Emission Bandwidth (-26dBc) (MHz)	
	DFT-s-pi/2 BPSK	DFT-s-QPSK
3500.01	48.850	48.550

n77L,50MHz Bandwidth,DFT-s-pi/2 BPSK (-26dBc BW)



n77L,50MHz Bandwidth,DFT-s-QPSK (-26dBc BW)

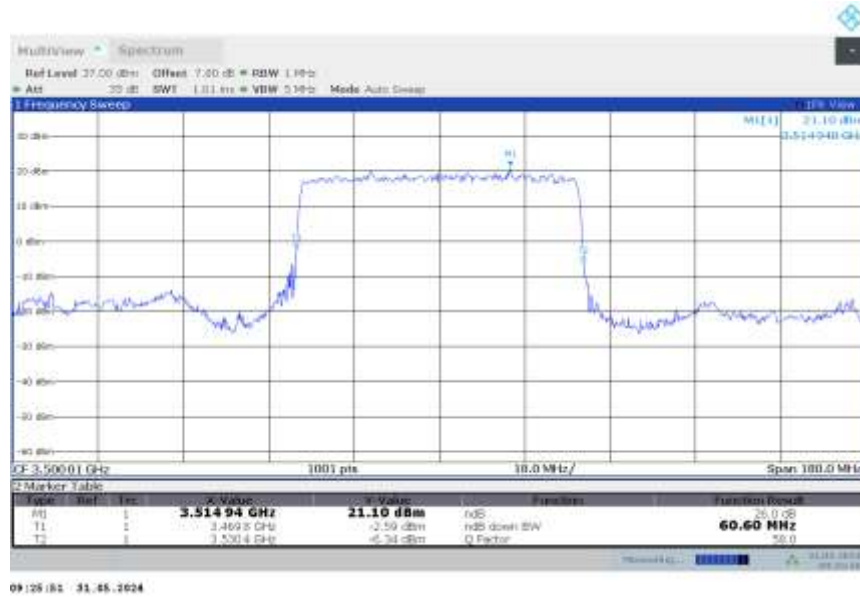


n77L

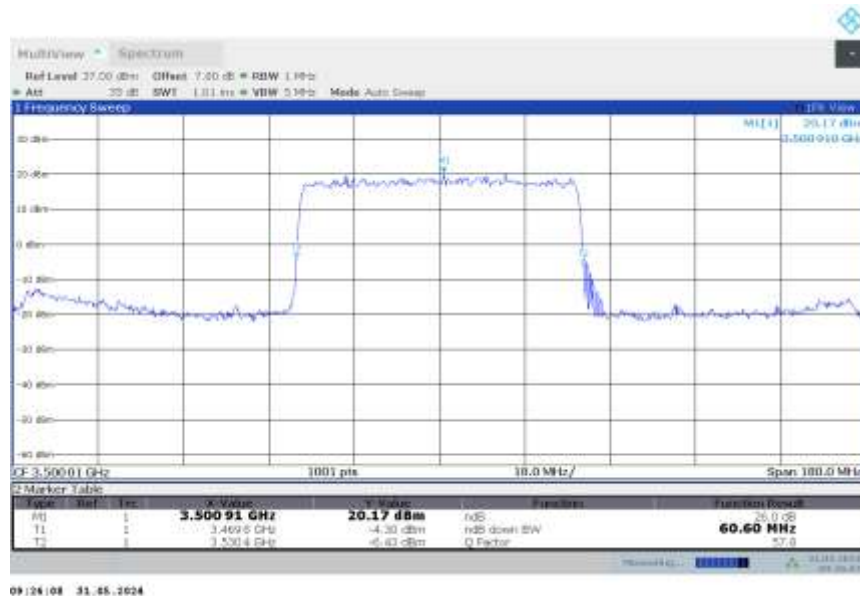
n77L,60MHz(-26dBc)

Frequency (MHz)	Emission Bandwidth (-26dBc) (MHz)	
	DFT-s-pi/2 BPSK	DFT-s-QPSK
3500.01	60.600	60.600

n77L,60MHz Bandwidth,DFT-s-pi/2 BPSK (-26dBc BW)



n77L,60MHz Bandwidth,DFT-s-QPSK (-26dBc BW)



n77L

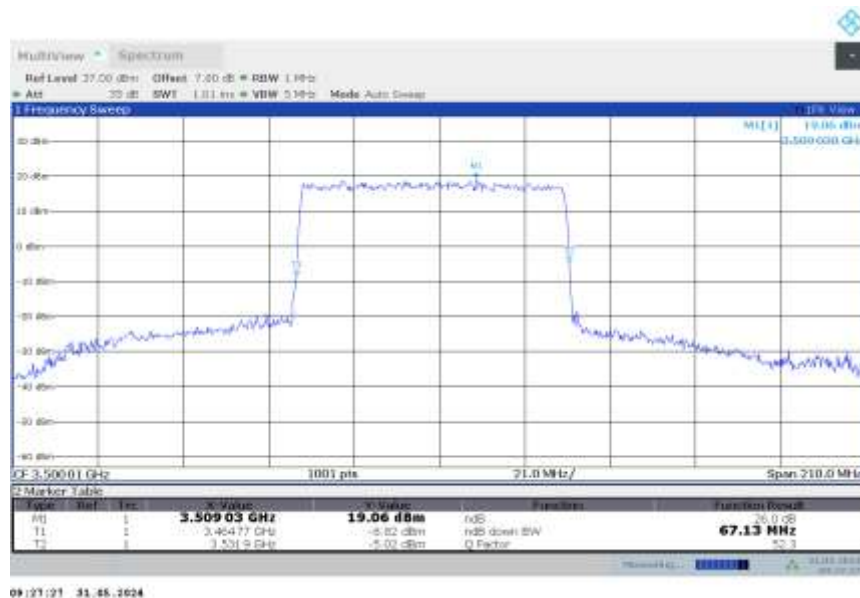
n77L,70MHz(-26dBc)

Frequency (MHz)	Emission Bandwidth (-26dBc) (MHz)	
	DFT-s-pi/2 BPSK	DFT-s-QPSK
3500.01	67.340	67.130

n77L,70MHz Bandwidth,DFT-s-pi/2 BPSK (-26dBc BW)



n77L,70MHz Bandwidth,DFT-s-QPSK (-26dBc BW)



n77L

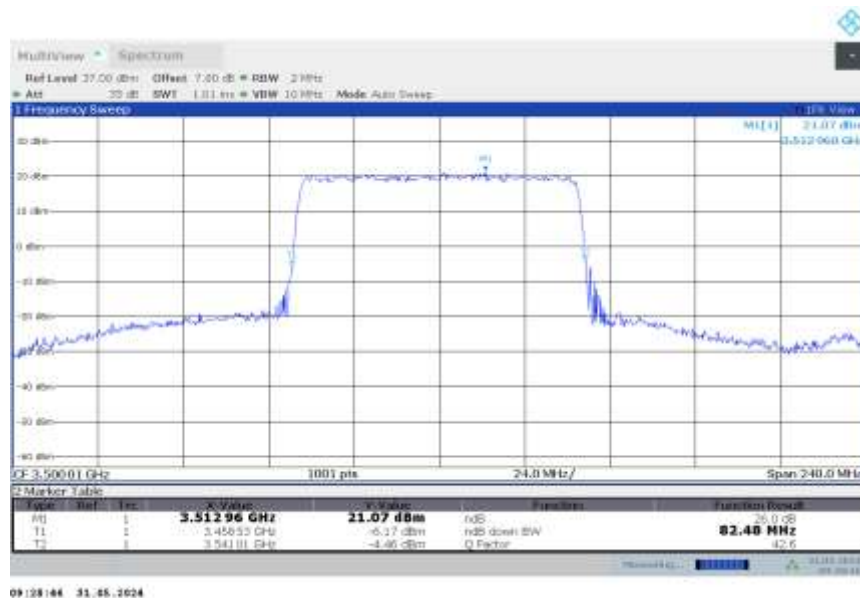
n77L,80MHz(-26dBc)

Frequency (MHz)	Emission Bandwidth (-26dBc) (MHz)	
	DFT-s-pi/2 BPSK	DFT-s-QPSK
3500.01	82.240	82.480

n77L,80MHz Bandwidth,DFT-s-pi/2 BPSK (-26dBc BW)



n77L,80MHz Bandwidth,DFT-s-QPSK (-26dBc BW)



n77L

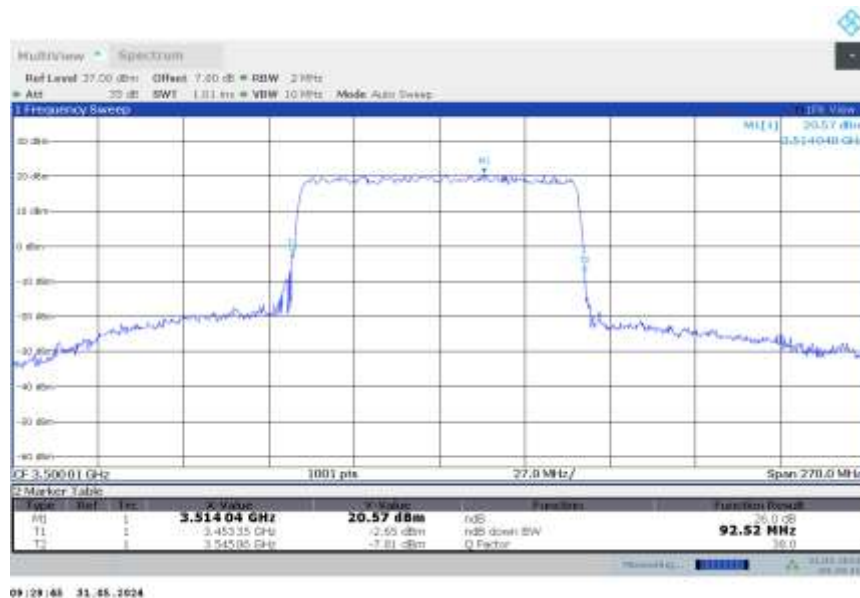
n77L,90MHz(-26dBc)

Frequency (MHz)	Emission Bandwidth (-26dBc) (MHz)	
	DFT-s-pi/2 BPSK	DFT-s-QPSK
3500.01	92.250	92.520

n77L,90MHz Bandwidth,DFT-s-pi/2 BPSK (-26dBc BW)



n77L,90MHz Bandwidth,DFT-s-QPSK (-26dBc BW)



n77L

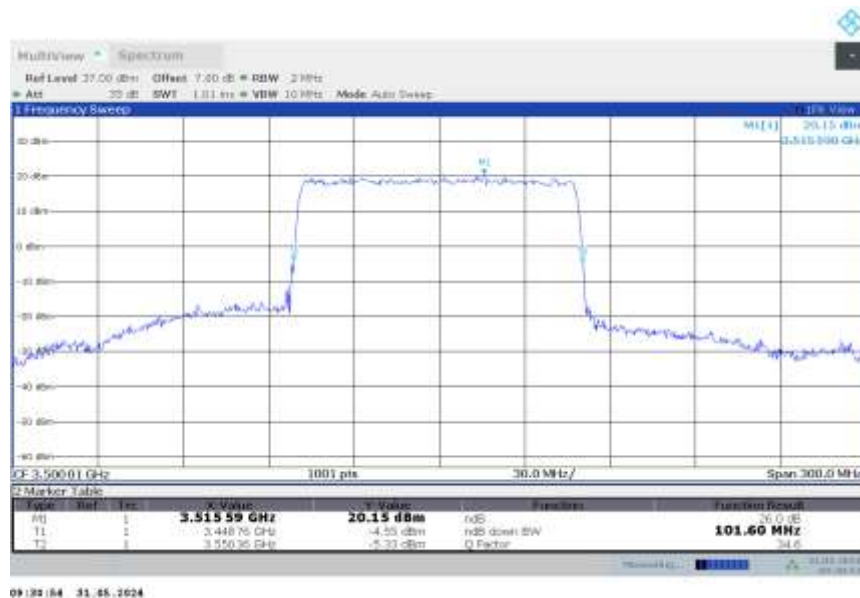
n77L,100MHz(-26dBc)

Frequency (MHz)	Emission Bandwidth (-26dBc) (MHz)	
	DFT-s-pi/2 BPSK	DFT-s-QPSK
3500.01	101.900	101.600

n77L,100MHz Bandwidth,DFT-s-pi/2 BPSK (-26dBc BW)



n77L,100MHz Bandwidth,DFT-s-QPSK (-26dBc BW)

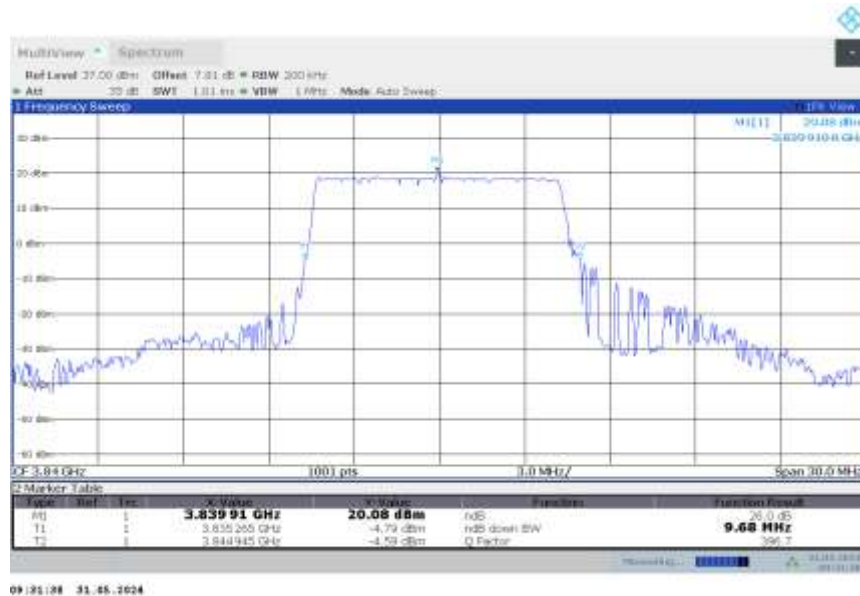


n77H

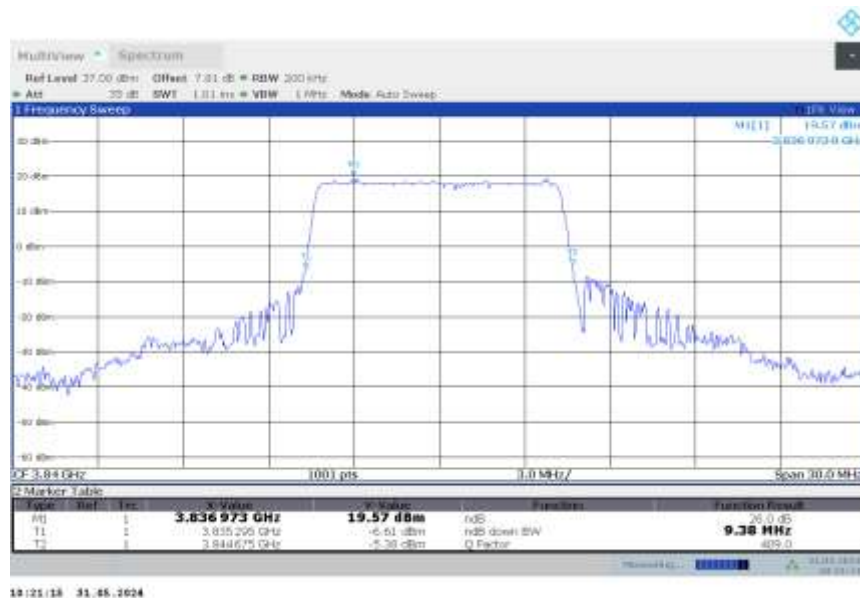
n77H,10MHz(-26dBc)

Frequency (MHz)	Emission Bandwidth (-26dBc) (MHz)	
	DFT-s-pi/2 BPSK	DFT-s-QPSK
3840	9.680	9.381

n77H,10MHz Bandwidth,DFT-s-pi/2 BPSK (-26dBc BW)



n77H,10MHz Bandwidth,DFT-s-QPSK (-26dBc BW)

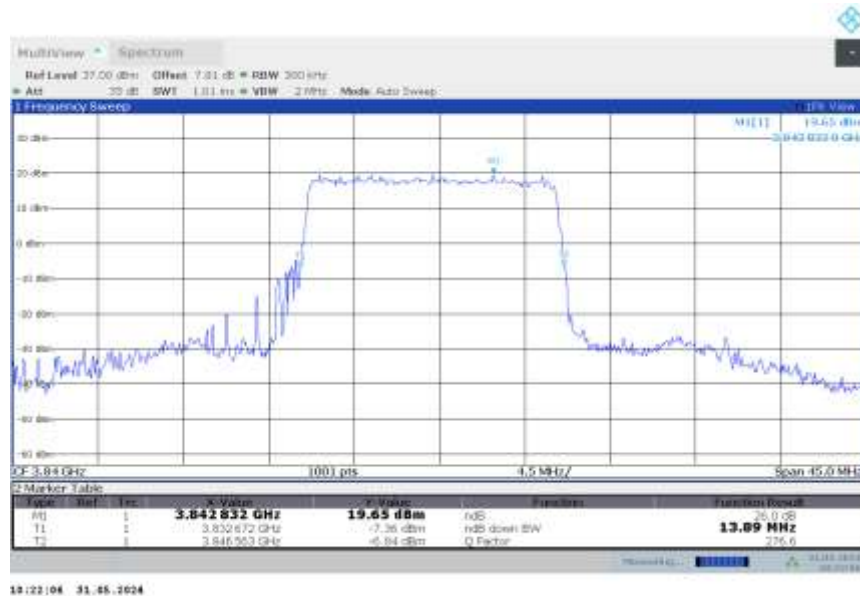


n77H

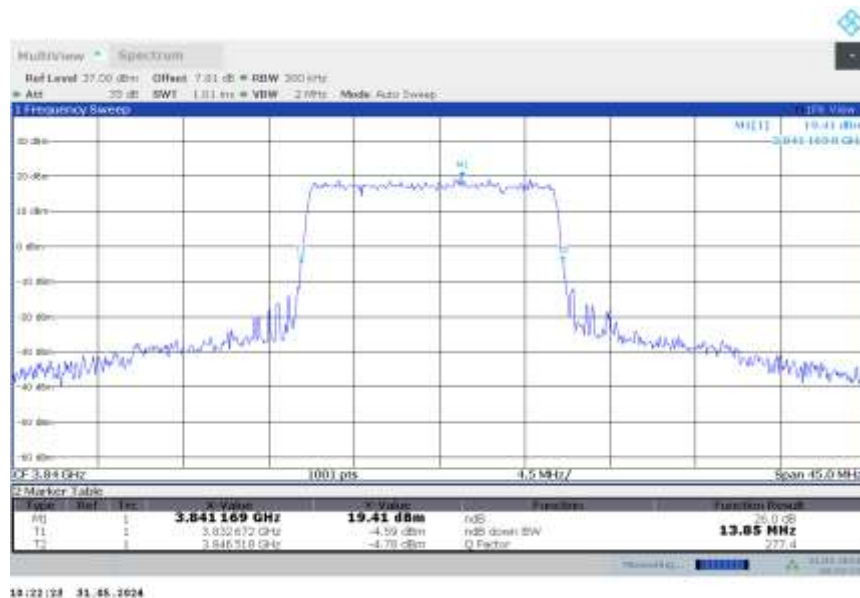
n77H,15MHz(-26dBc)

Frequency (MHz)	Emission Bandwidth (-26dBc) (MHz)	
	DFT-s-pi/2 BPSK	DFT-s-QPSK
3840	13.891	13.846

n77H,15MHz Bandwidth,DFT-s-pi/2 BPSK (-26dBc BW)



n77H,15MHz Bandwidth,DFT-s-QPSK (-26dBc BW)

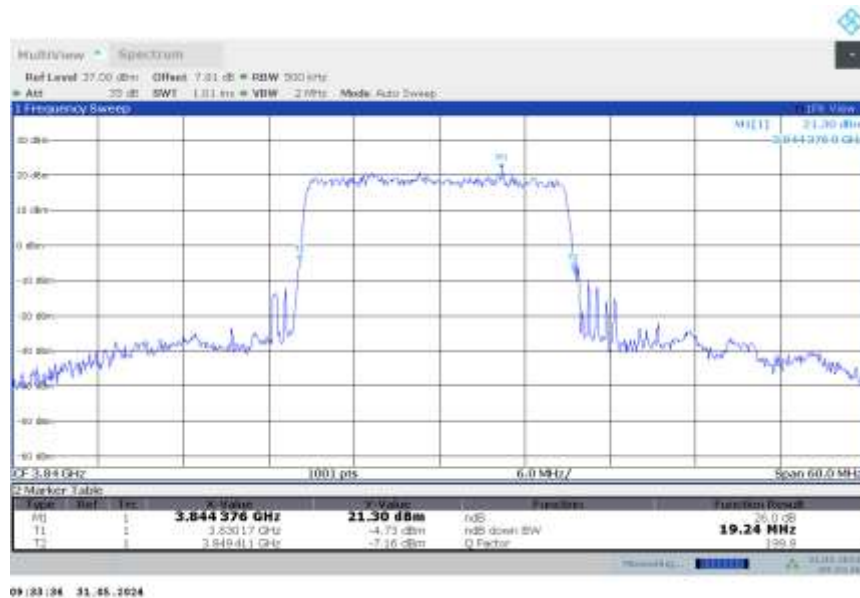


n77H

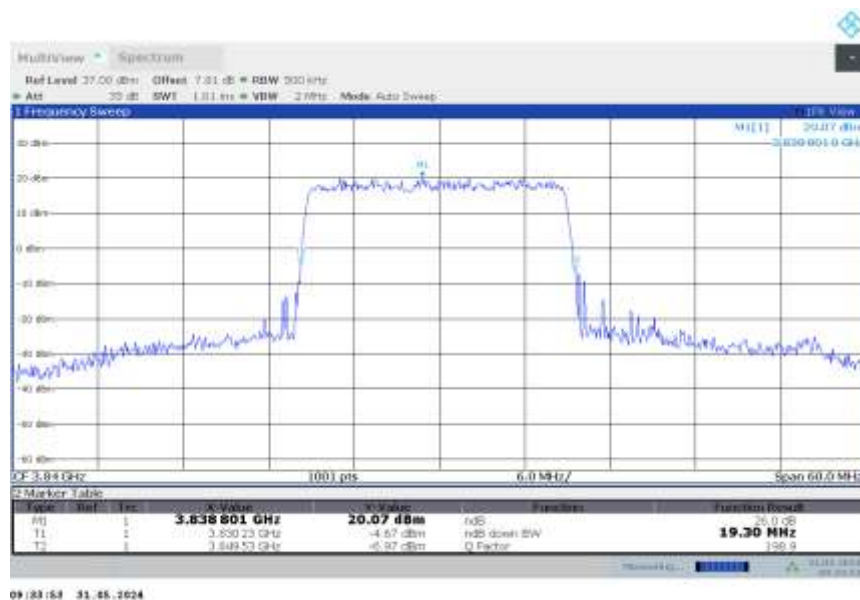
n77H,20MHz(-26dBc)

Frequency (MHz)	Emission Bandwidth (-26dBc) (MHz)	
	DFT-s-pi/2 BPSK	DFT-s-QPSK
3840	19.241	19.301

n77H,20MHz Bandwidth,DFT-s-pi/2 BPSK (-26dBc BW)



n77H,20MHz Bandwidth,DFT-s-QPSK (-26dBc BW)

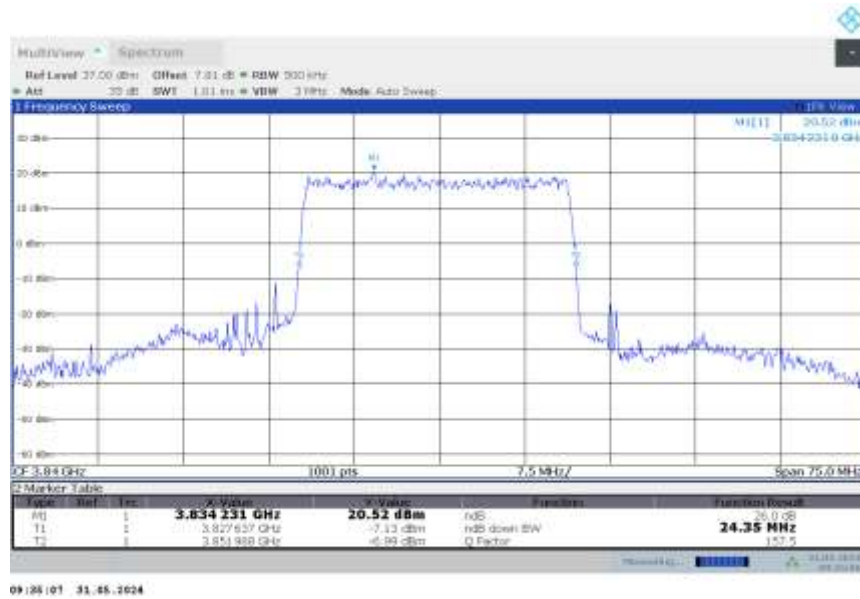


n77H

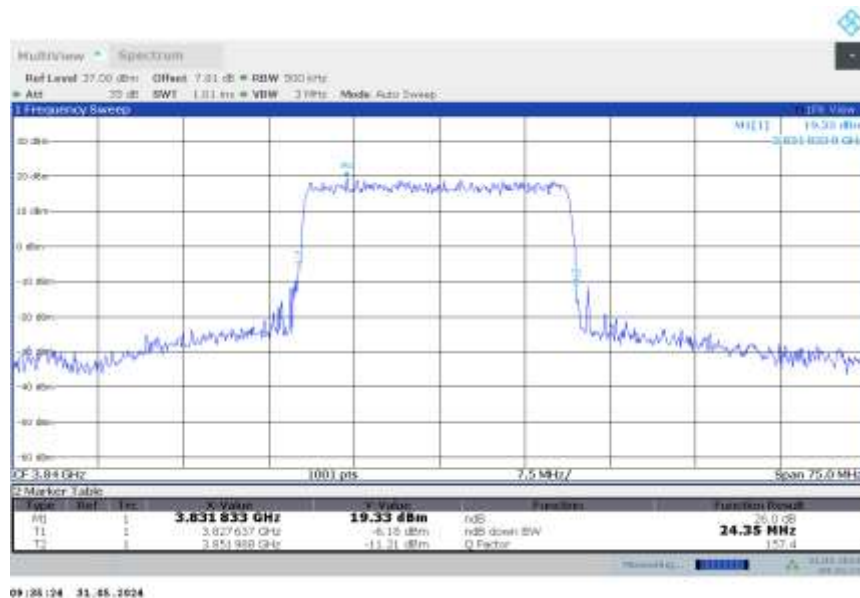
n77H,25MHz(-26dBc)

Frequency (MHz)	Emission Bandwidth (-26dBc) (MHz)	
	DFT-s-pi/2 BPSK	DFT-s-QPSK
3840	24.351	24.351

n77H,25MHz Bandwidth,DFT-s-pi/2 BPSK (-26dBc BW)



n77H,25MHz Bandwidth,DFT-s-QPSK (-26dBc BW)

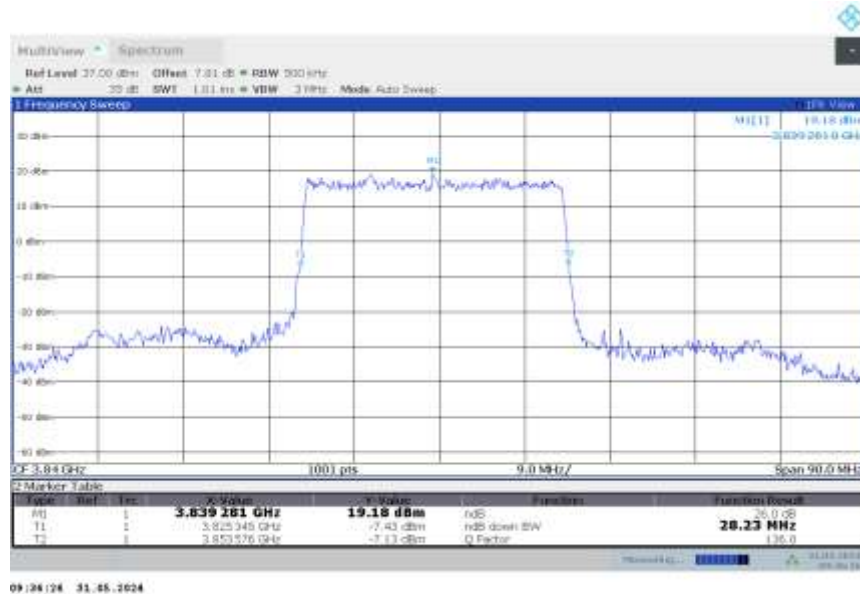


n77H

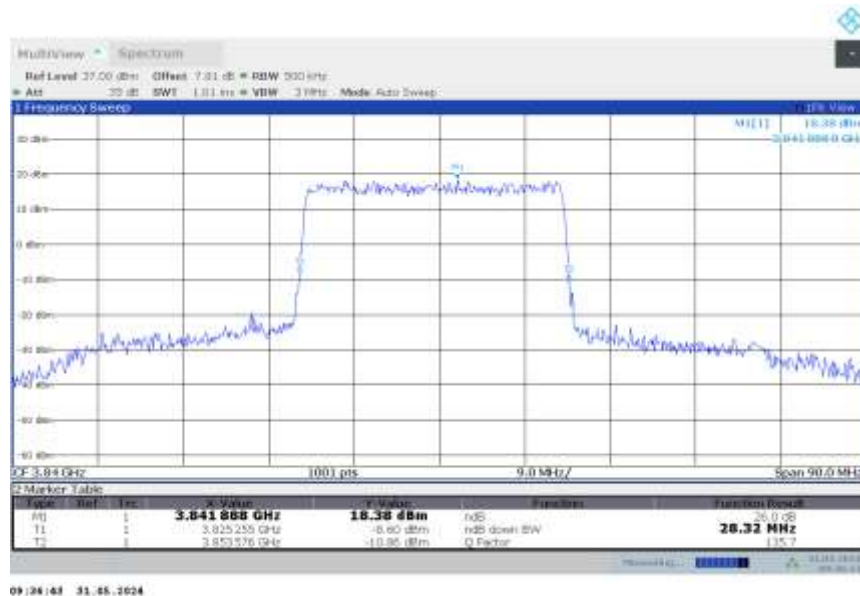
n77H,30MHz(-26dBc)

Frequency (MHz)	Emission Bandwidth (-26dBc) (MHz)	
	DFT-s-pi/2 BPSK	DFT-s-QPSK
3840	28.232	28.322

n77H,30MHz Bandwidth,DFT-s-pi/2 BPSK (-26dBc BW)



n77H,30MHz Bandwidth,DFT-s-QPSK (-26dBc BW)



n77H

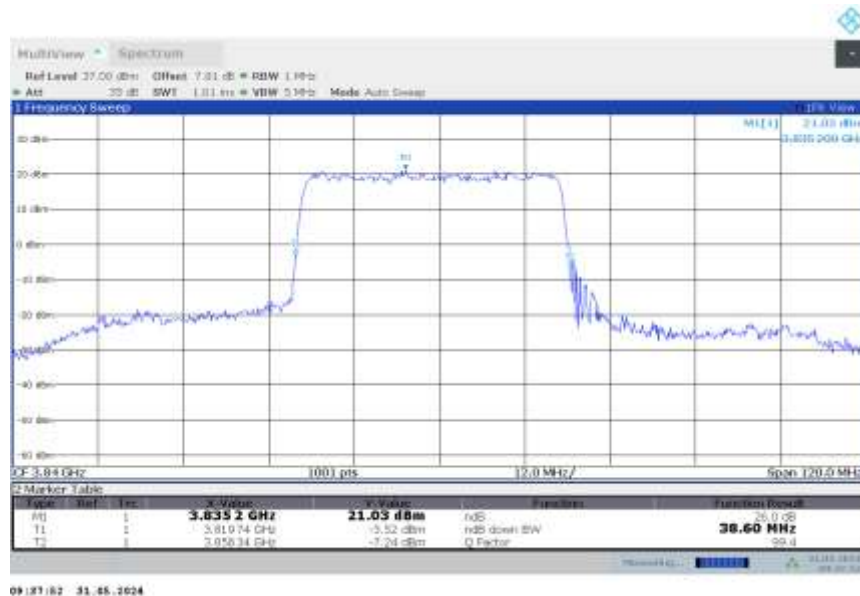
n77H,40MHz(-26dBc)

Frequency (MHz)	Emission Bandwidth (-26dBc) (MHz)	
	DFT-s-pi/2 BPSK	DFT-s-QPSK
3840	38.480	38.600

n77H,40MHz Bandwidth,DFT-s-pi/2 BPSK (-26dBc BW)



n77H,40MHz Bandwidth,DFT-s-QPSK (-26dBc BW)

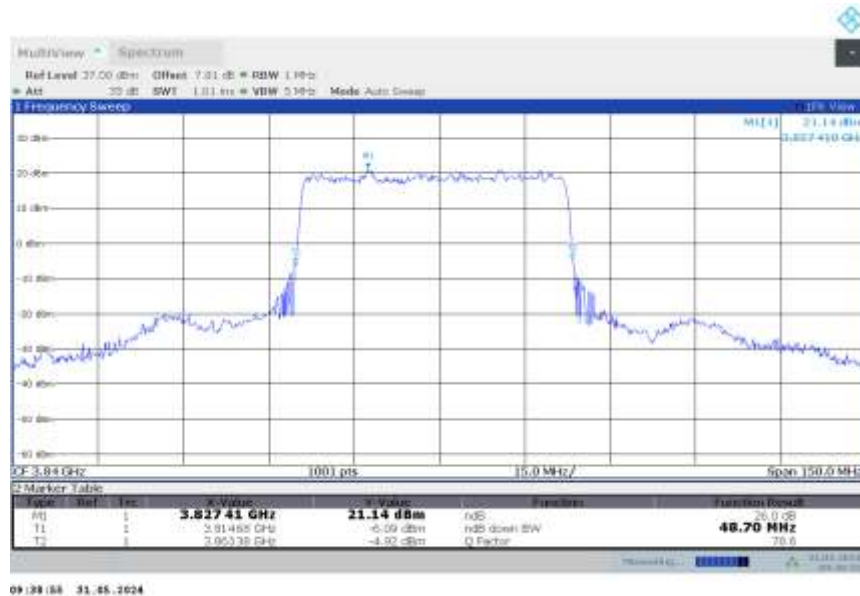


n77H

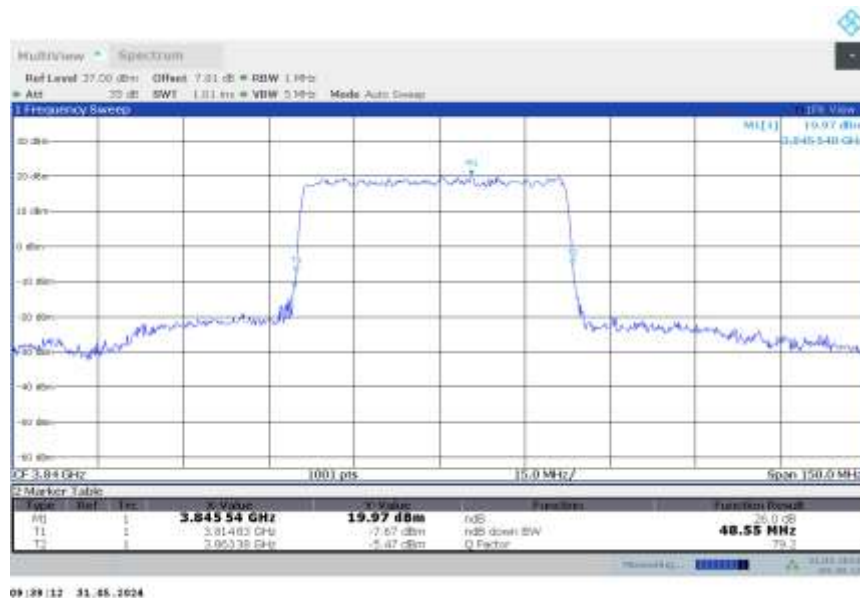
n77H,50MHz(-26dBc)

Frequency (MHz)	Emission Bandwidth (-26dBc) (MHz)	
	DFT-s-pi/2 BPSK	DFT-s-QPSK
3840	48.700	48.550

n77H,50MHz Bandwidth,DFT-s-pi/2 BPSK (-26dBc BW)



n77H,50MHz Bandwidth,DFT-s-QPSK (-26dBc BW)

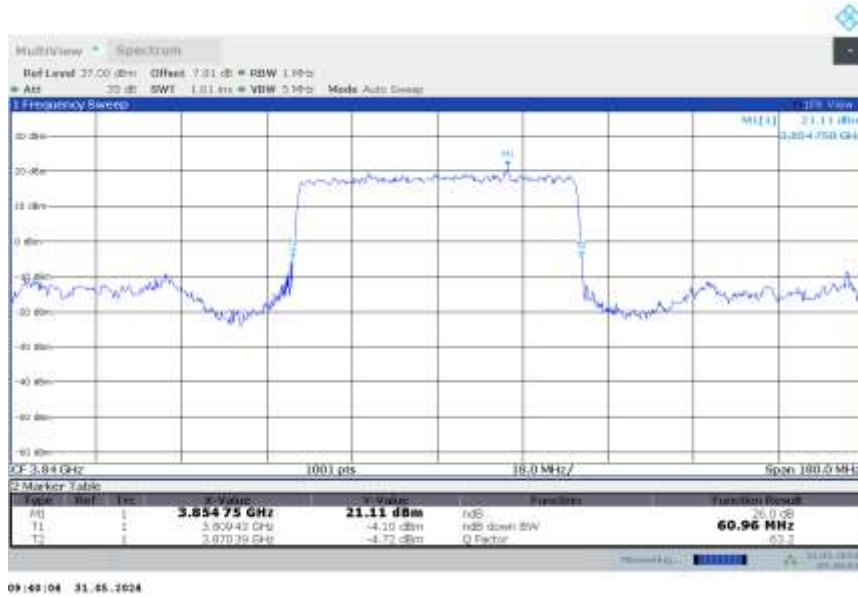


n77H

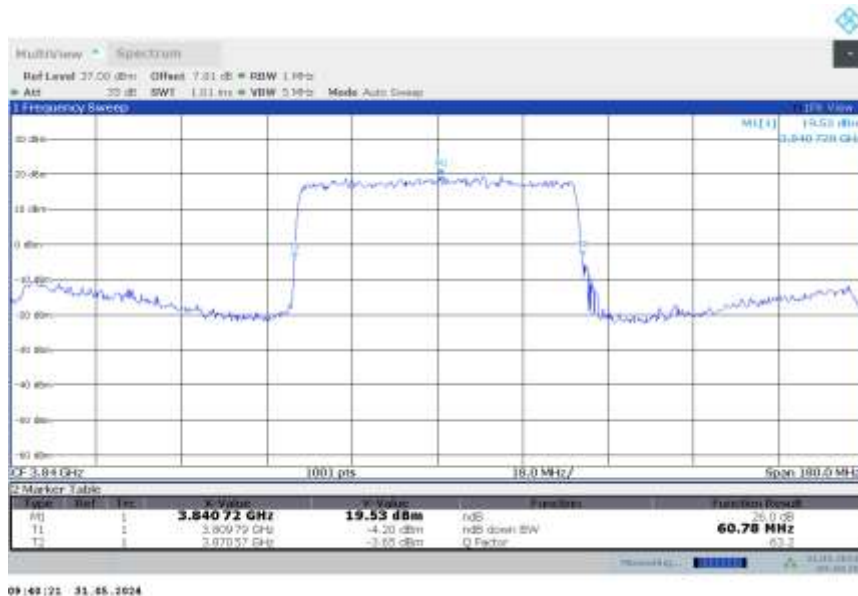
n77H,60MHz(-26dBc)

Frequency (MHz)	Emission Bandwidth (-26dBc) (MHz)	
	DFT-s-pi/2 BPSK	DFT-s-QPSK
3840	60.960	60.780

n77H,60MHz Bandwidth,DFT-s-pi/2 BPSK (-26dBc BW)



n77H,60MHz Bandwidth,DFT-s-QPSK (-26dBc BW)

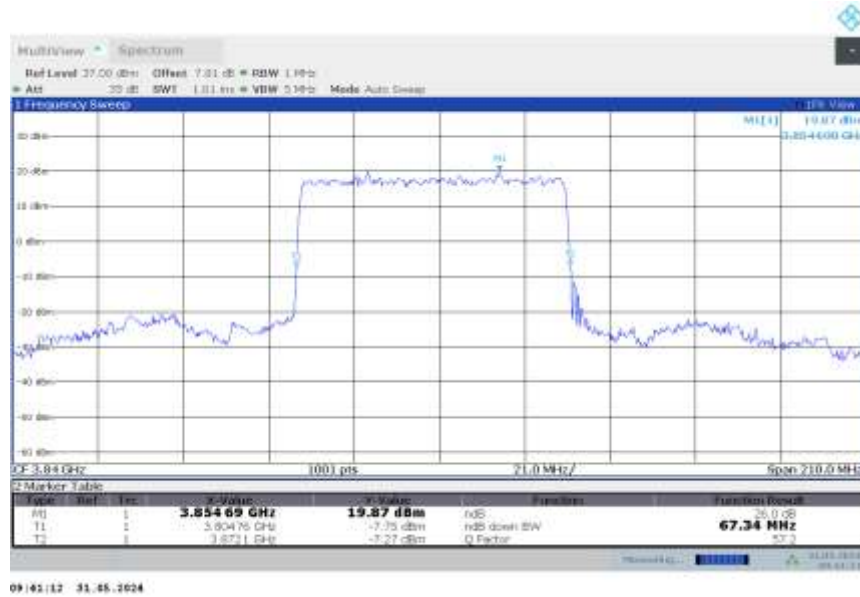


n77H

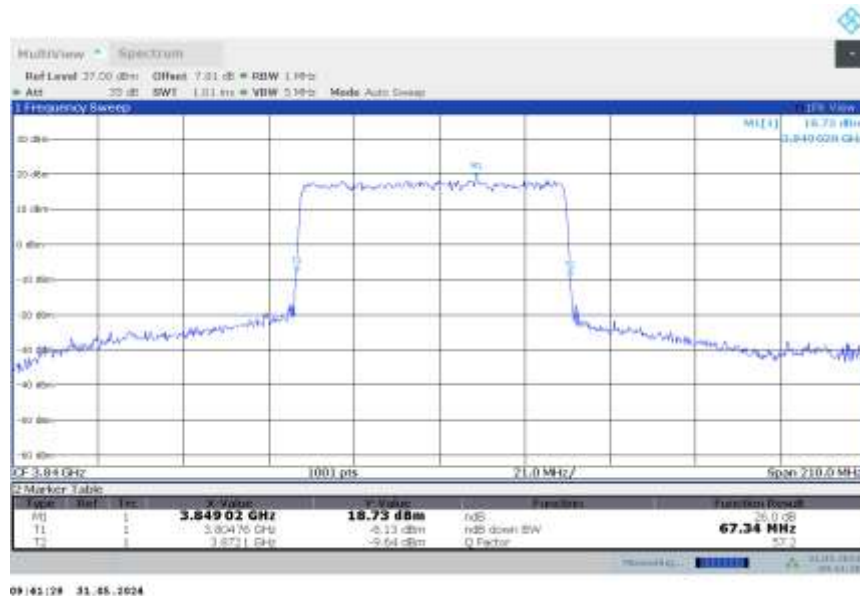
n77H,70MHz(-26dBc)

Frequency (MHz)	Emission Bandwidth (-26dBc) (MHz)	
	DFT-s-pi/2 BPSK	DFT-s-QPSK
3840	67.340	67.340

n77H,70MHz Bandwidth,DFT-s-pi/2 BPSK (-26dBc BW)



n77H,70MHz Bandwidth,DFT-s-QPSK (-26dBc BW)

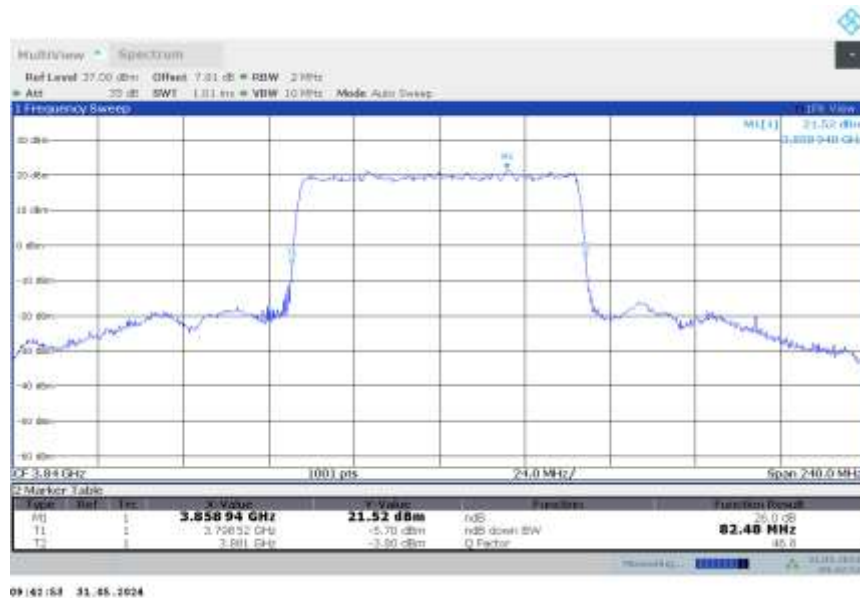


n77H

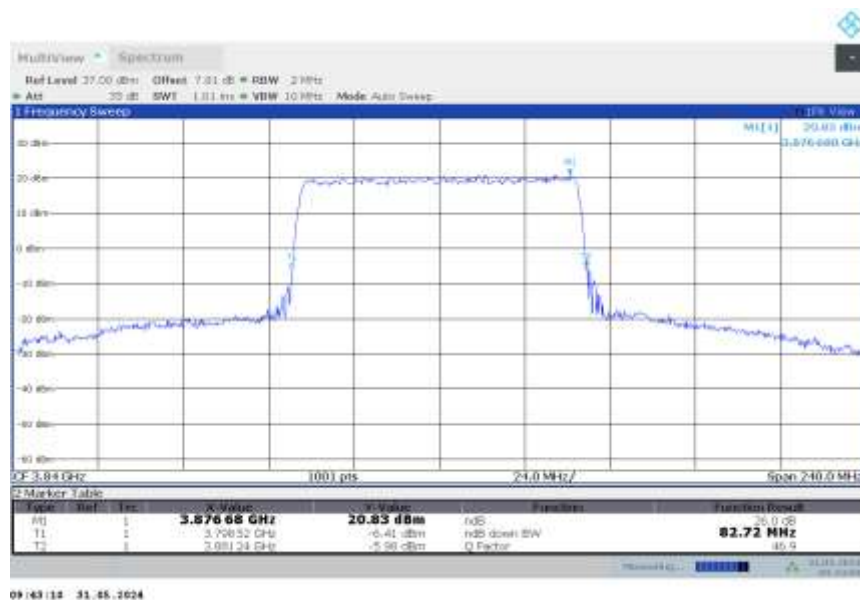
n77H,80MHz(-26dBc)

Frequency (MHz)	Emission Bandwidth (-26dBc) (MHz)	
	DFT-s-pi/2 BPSK	DFT-s-QPSK
3840	82.480	82.720

n77H,80MHz Bandwidth,DFT-s-pi/2 BPSK (-26dBc BW)



n77H,80MHz Bandwidth,DFT-s-QPSK (-26dBc BW)



n77H

n77H,90MHz(-26dBc)

Frequency (MHz)	Emission Bandwidth (-26dBc) (MHz)	
	DFT-s-pi/2 BPSK	DFT-s-QPSK
3840	92.250	92.250

n77H,90MHz Bandwidth,DFT-s-pi/2 BPSK (-26dBc BW)



n77H,90MHz Bandwidth,DFT-s-QPSK (-26dBc BW)



n77H

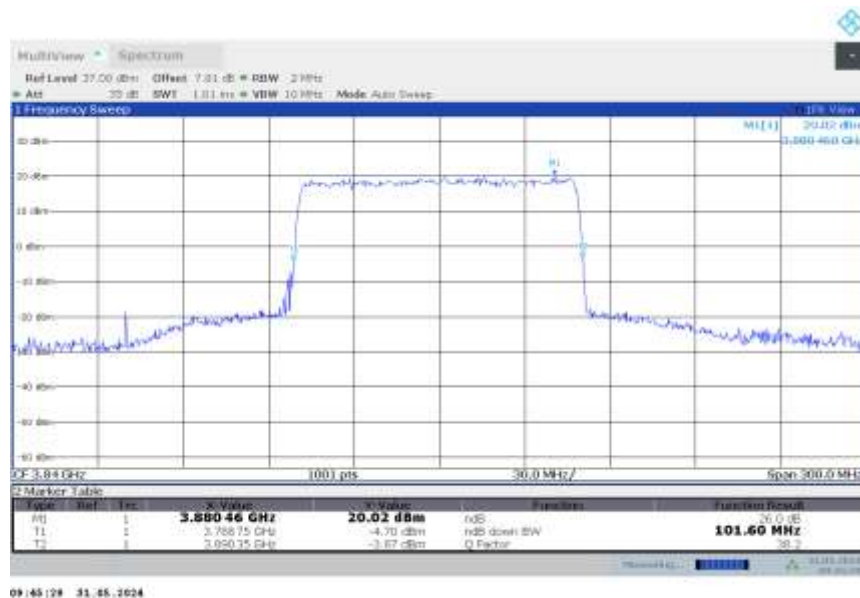
n77H,100MHz(-26dBc)

Frequency (MHz)	Emission Bandwidth (-26dBc) (MHz)	
	DFT-s-pi/2 BPSK	DFT-s-QPSK
3840	101.900	101.600

n77H,100MHz Bandwidth,DFT-s-pi/2 BPSK (-26dBc BW)



n77H,100MHz Bandwidth,DFT-s-QPSK (-26dBc BW)



Note: The maximum value of expanded measurement uncertainty for this test item is $U = 0.626$ kHz, $k = 2$.

A.6 Band Edge Compliance

A.6.1 Measurement limit

Part 22.917, Part 24.238 and Part 27.53(h) specify that the power of any emission outside of the authorized operating frequency ranges must be attenuated below the transmitting power (P) by a factor of at least $43 + 10 \log(P)$ dB.

Part 27.53(a) states for mobile and portable stations operating in the 2305–2315 MHz and 2350–2360 MHz bands: By a factor of not less than: $43 + 10 \log(P)$ dB on all frequencies between 2305 and 2320 MHz and on all frequencies between 2345 and 2360 MHz that are outside the licensed band(s) of operation, not less than $55 + 10 \log(P)$ dB on all frequencies between 2320 and 2324 MHz and on all frequencies between 2341 and 2345 MHz, not less than $61 + 10 \log(P)$ dB on all frequencies between 2324 and 2328 MHz and on all frequencies between 2337 and 2341 MHz, and not less than $67 + 10 \log(P)$ dB on all frequencies between 2328 and 2337 MHz; By a factor of not less than $43 + 10 \log(P)$ dB on all frequencies between 2300 and 2305 MHz, $55 + 10 \log(P)$ dB on all frequencies between 2296 and 2300 MHz, $61 + 10 \log(P)$ dB on all frequencies between 2292 and 2296 MHz, $67 + 10 \log(P)$ dB on all frequencies between 2288 and 2292 MHz, and $70 + 10 \log(P)$ dB below 2288 MHz; By a factor of not less than $43 + 10 \log(P)$ dB on all frequencies between 2360 and 2365 MHz, and not less than $70 + 10 \log(P)$ dB above 2365 MHz.

Part 27.53(n) states for mobile operations in the 3450-3550 MHz band, the conducted power of any emission outside the licensee's authorized bandwidth shall not exceed -13 dBm/MHz.

Compliance with this paragraph (n)(2) is based on the use of measurement instrumentation employing a resolution bandwidth of 1 megahertz or greater. However, in the 1 megahertz bands immediately outside and adjacent to the licensee's frequency block, a resolution bandwidth of at least one percent of the emission bandwidth of the fundamental emission of the transmitter may be employed, but limited to a maximum of 200 kHz. In the bands between 1 and 5 MHz removed from the licensee's frequency block, the minimum resolution bandwidth for the measurement shall be 500 kHz. The emission bandwidth is defined as the width of the signal between two points, one below the carrier center frequency and one above the carrier center frequency, outside of which all emissions are attenuated at least 26 dB below the transmitter power.

Part 27.53(l) states for mobile operations in the 3700-3980 MHz band, the conducted power of any emission outside the licensee's authorized bandwidth shall not exceed -13 dBm/MHz.

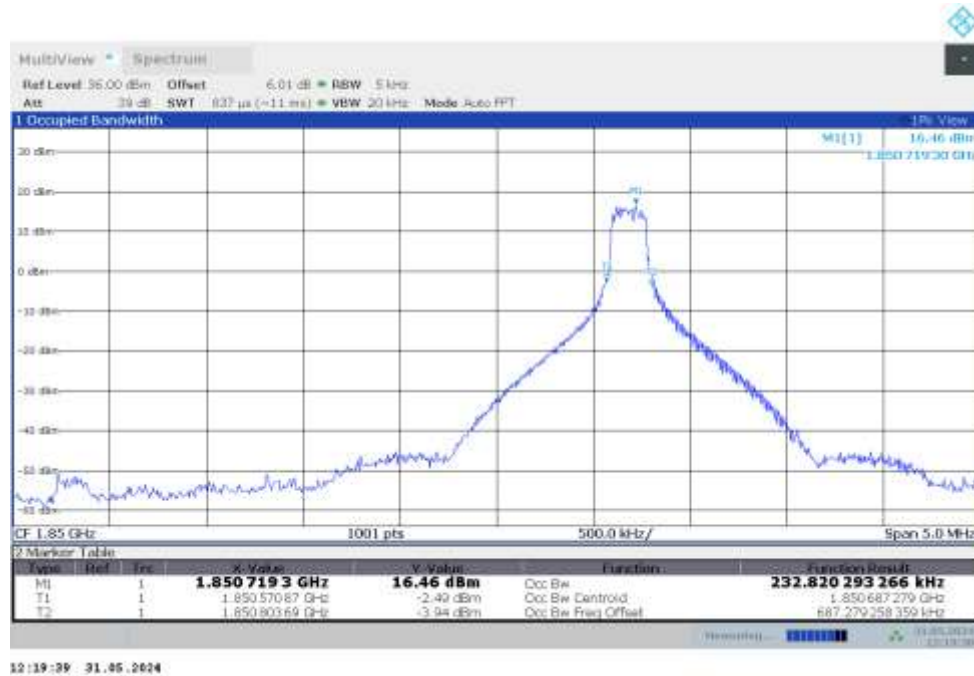
Compliance with this paragraph (l)(2) is based on the use of measurement instrumentation employing a resolution bandwidth of 1 megahertz or greater. However, in the 1 megahertz bands immediately outside and adjacent to the licensee's frequency block, the minimum resolution bandwidth for the measurement shall be either one percent of the emission bandwidth of the fundamental emission of the transmitter or 350 kHz. In the bands between 1 and 5 MHz removed from the licensee's frequency block, the minimum resolution bandwidth for the measurement shall be 500 kHz. The emission bandwidth is defined as the width of the signal between two points, one below the carrier center frequency and one above the carrier center frequency, outside of which all emissions are attenuated at least 26 dB below the transmitter power.

The spectrum analyzer readings are corrected by $[10 \log(1/\text{duty cycle})]$ for the non-continuous transmitting scenario.

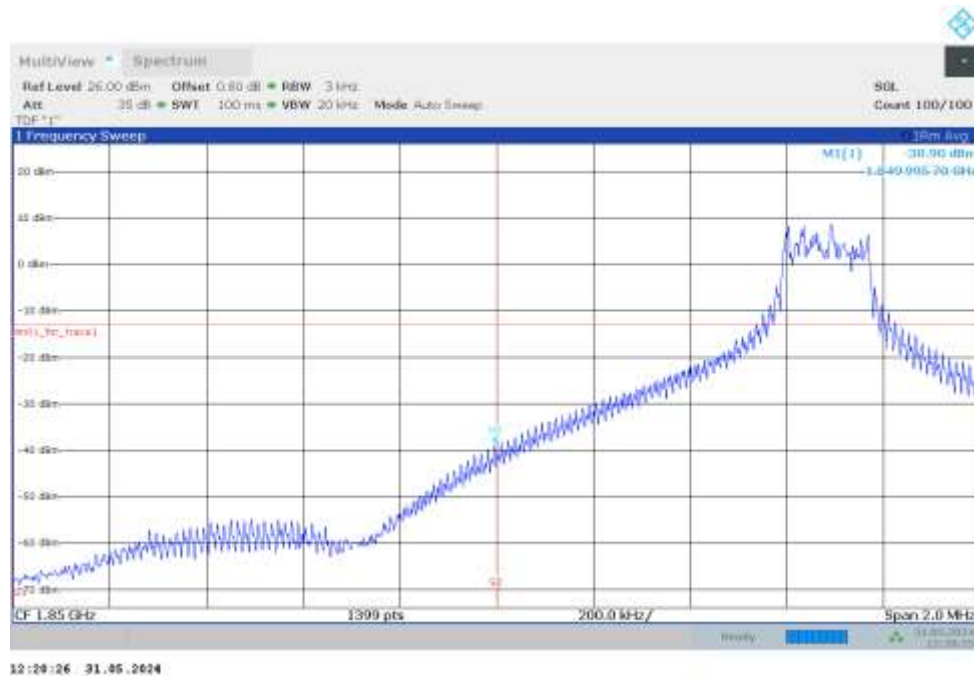
A.6.2 Measurement result

NR n2

OBW: 1RB-LOW_offset



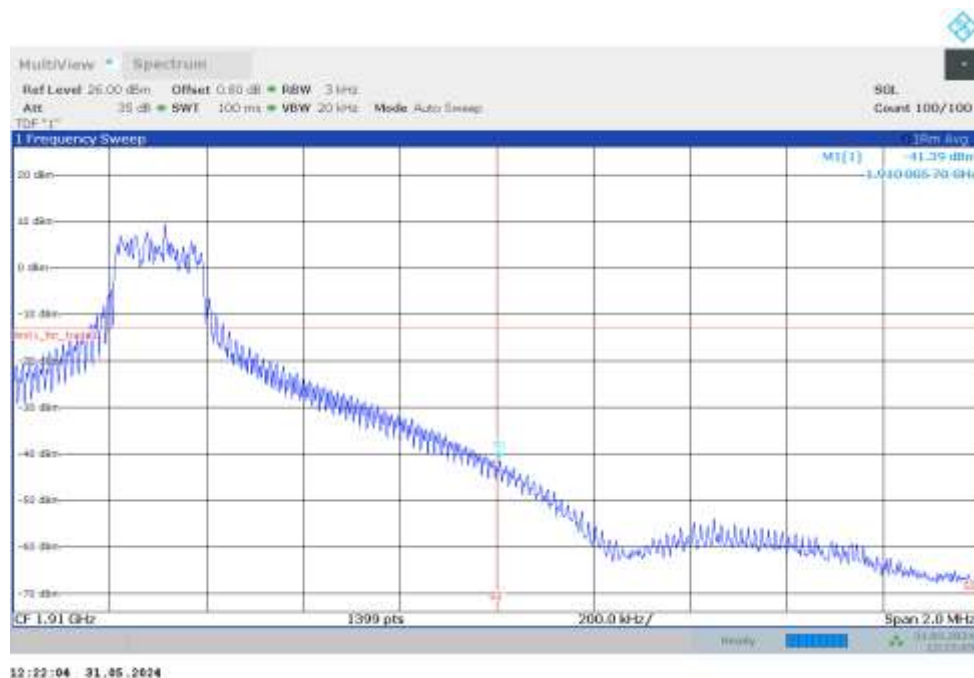
LOW BAND EDGE BLOCK-1RB-LOW_offset



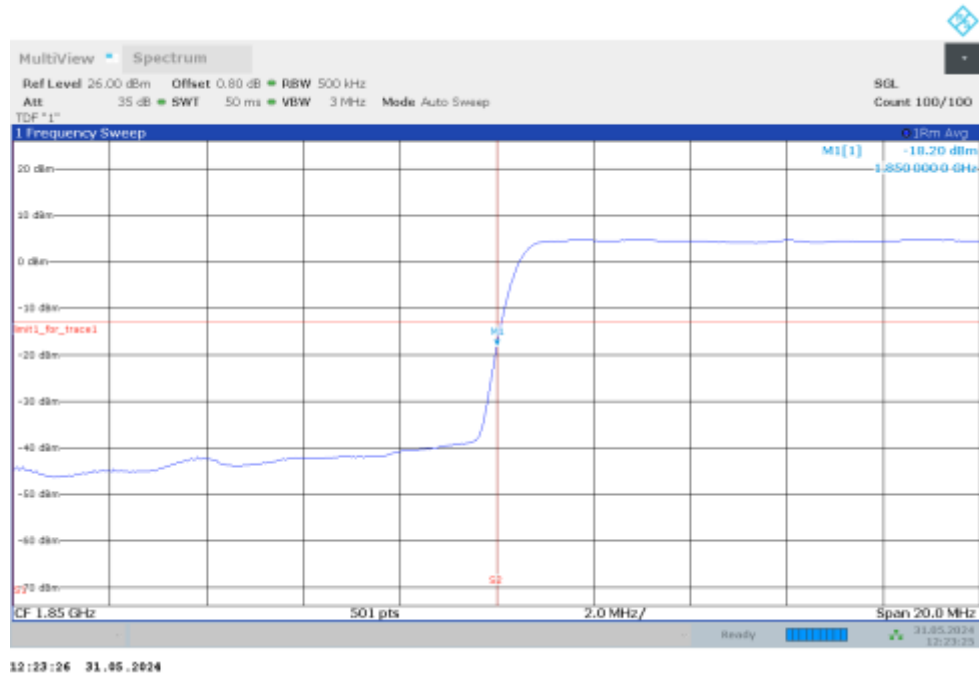
OBW: 1RB-HIGH_offset



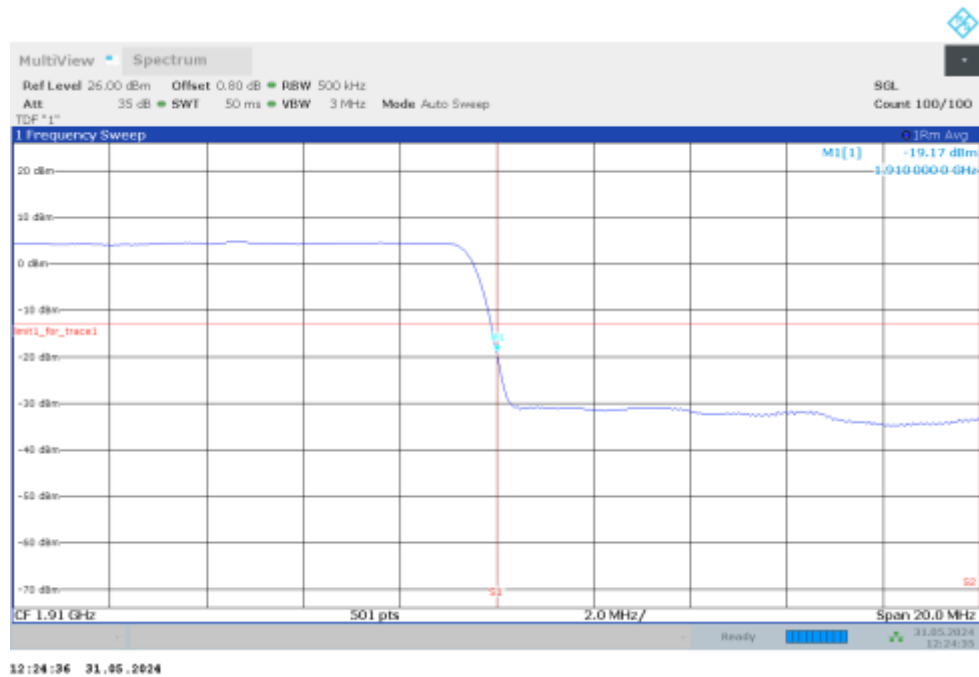
HIGH BAND EDGE BLOCK-1RB-HIGH_offset



LOW BAND EDGE BLOCK-40M-100%RB



HIGH BAND EDGE BLOCK-40M-100%RB

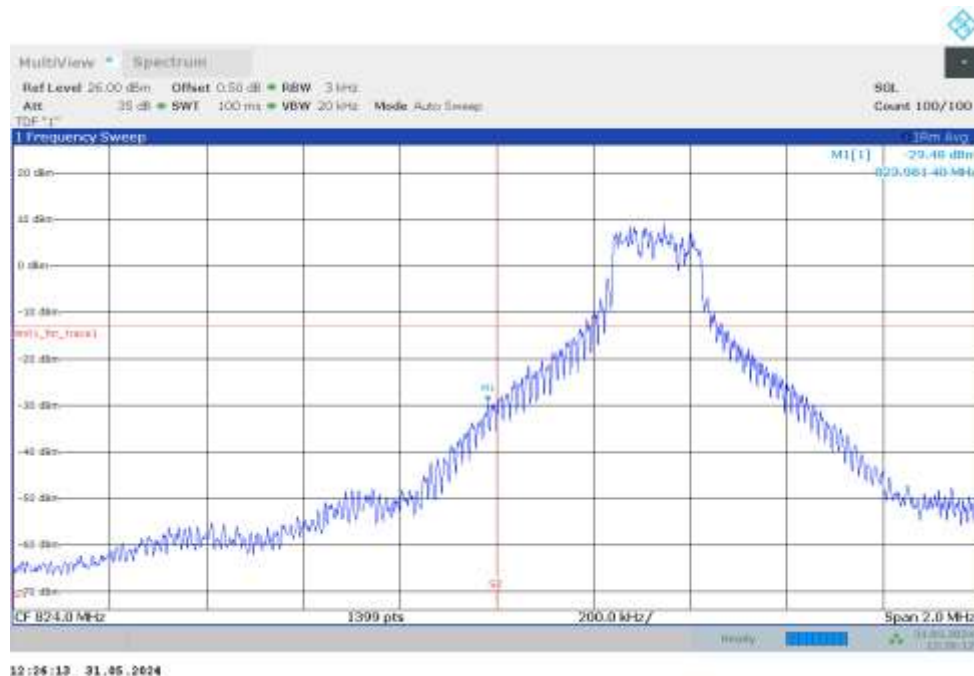


NR n5

OBW: 1RB-LOW_offset



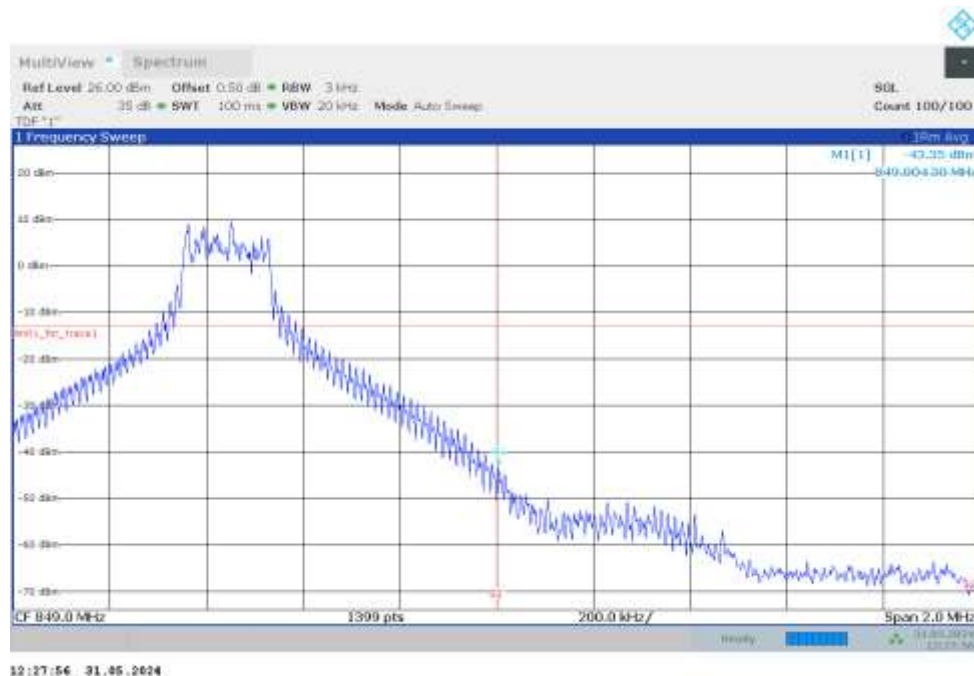
LOW BAND EDGE BLOCK-1RB-LOW_offset



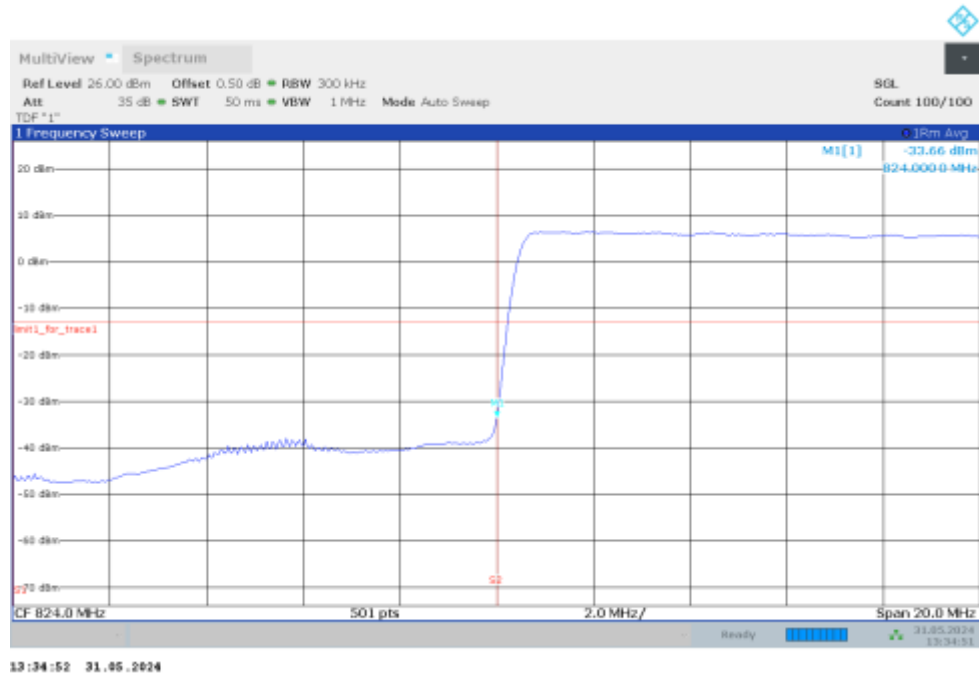
OBW: 1RB-HIGH_offset



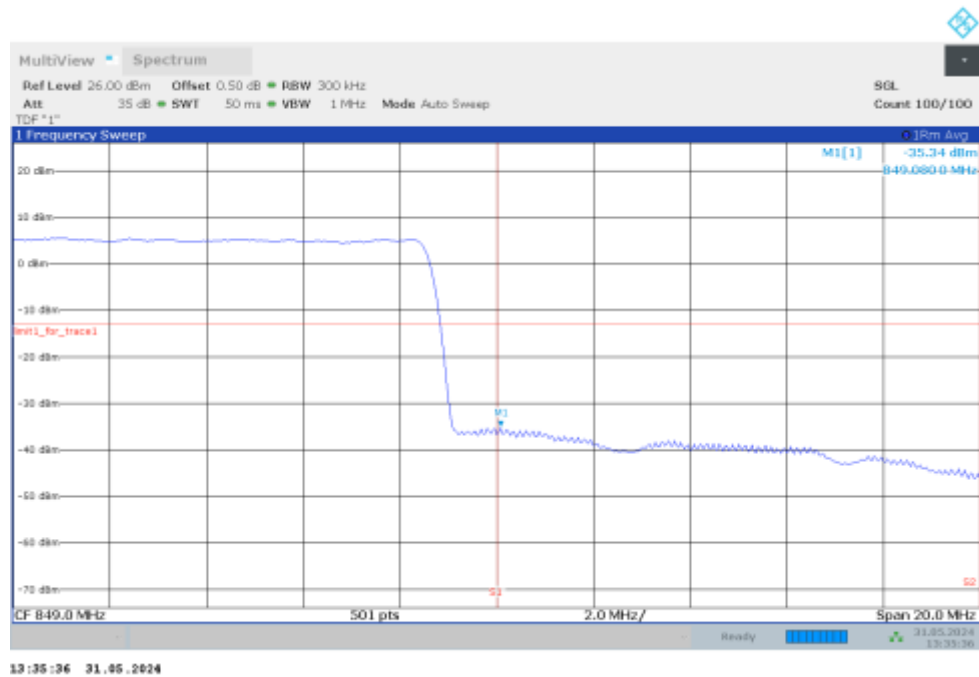
HIGH BAND EDGE BLOCK-1RB-HIGH_offset



LOW BAND EDGE BLOCK-25M-100%RB

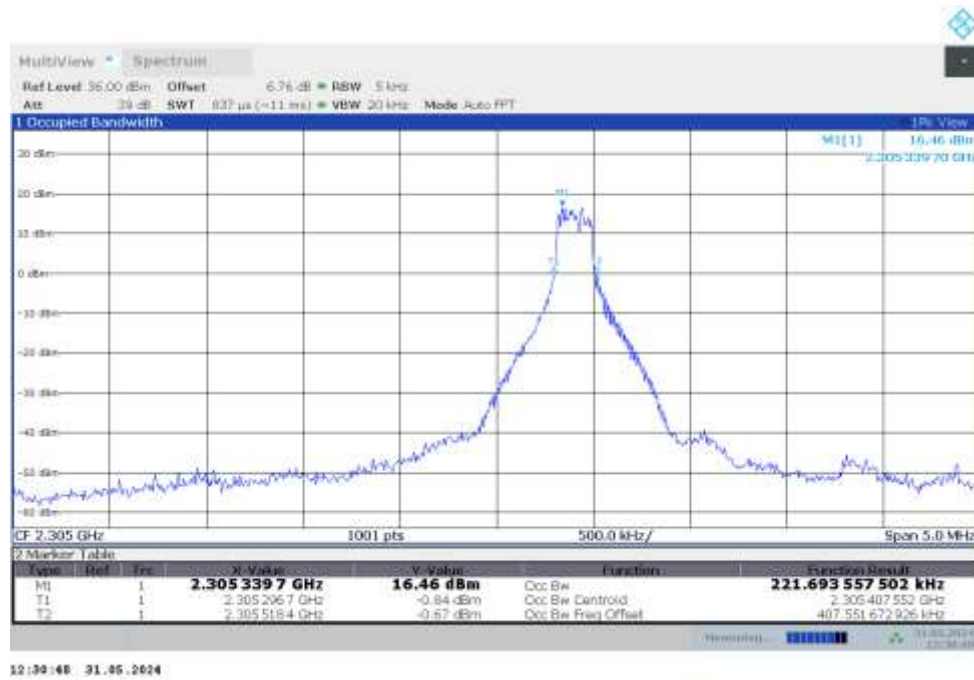


HIGH BAND EDGE BLOCK-25M-100%RB

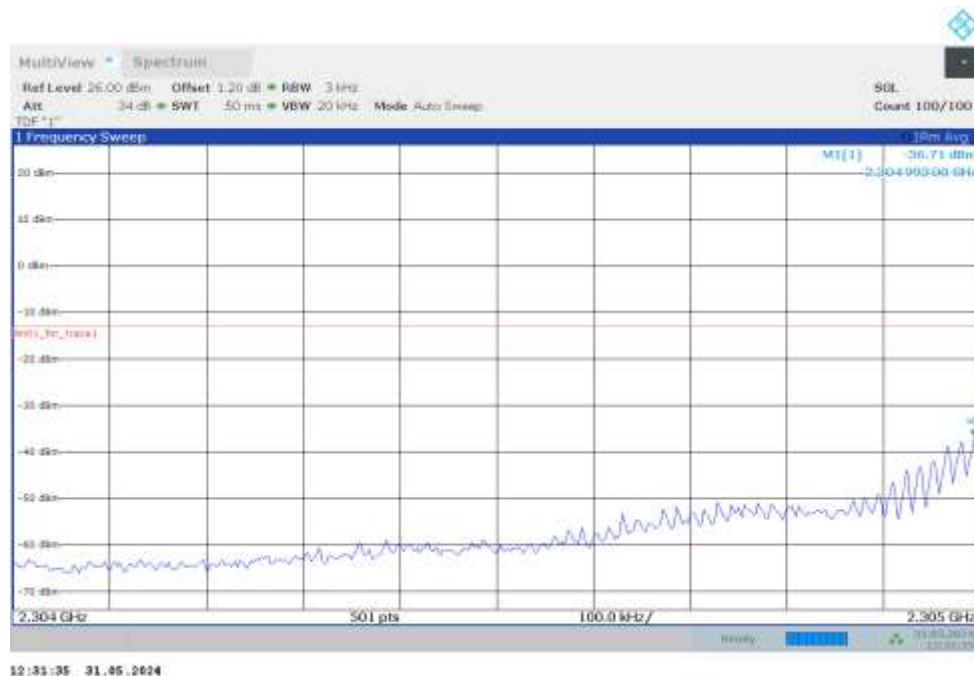


NR n30

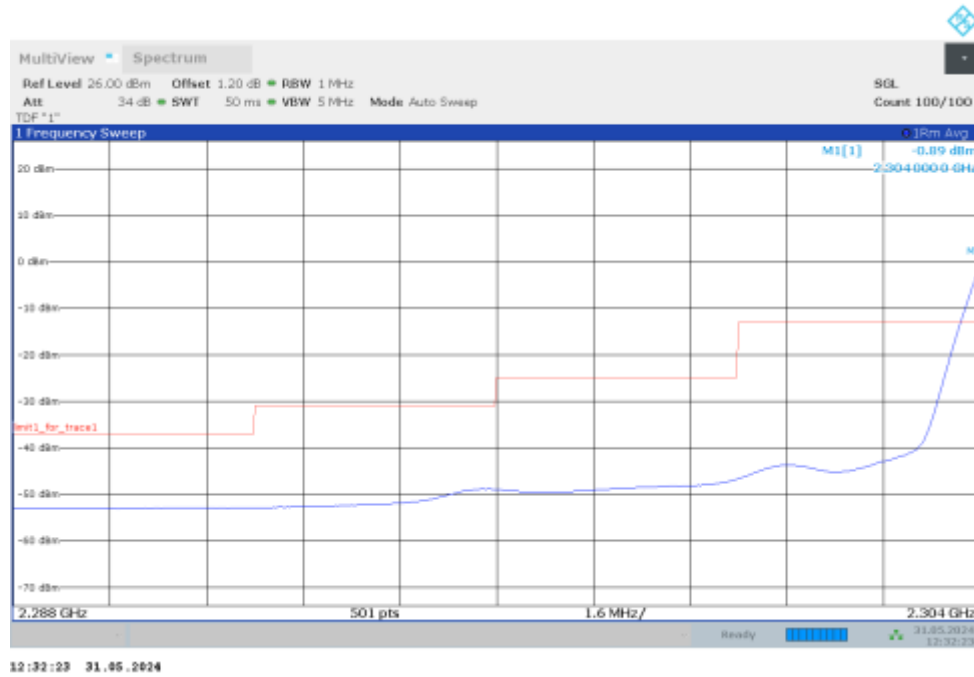
OBW: 1RB-LOW_offset



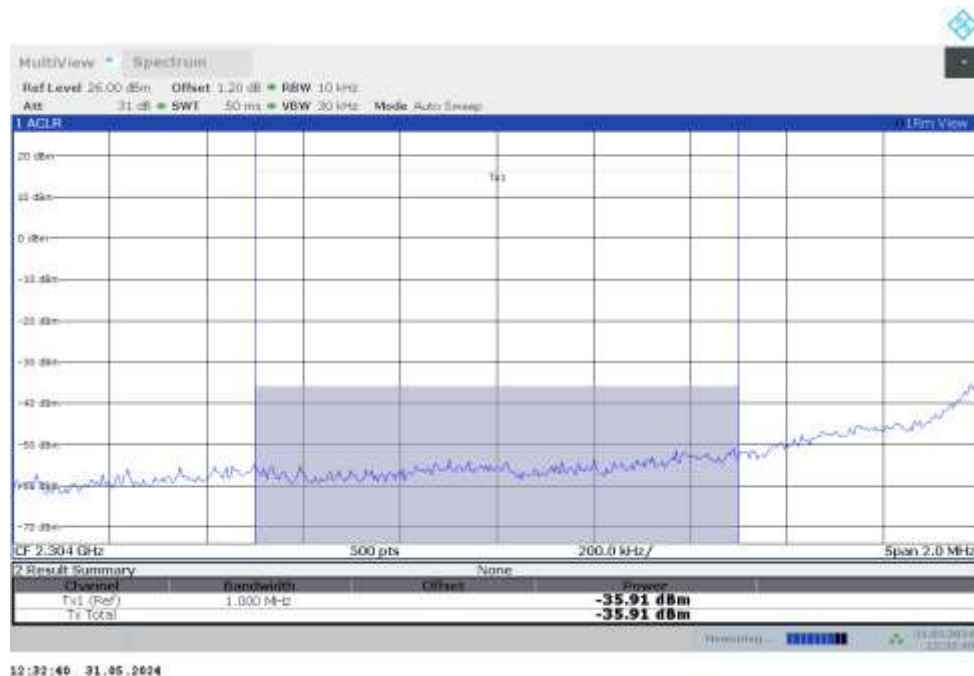
LOW BAND EDGE BLOCK-1RB-LOW_offset



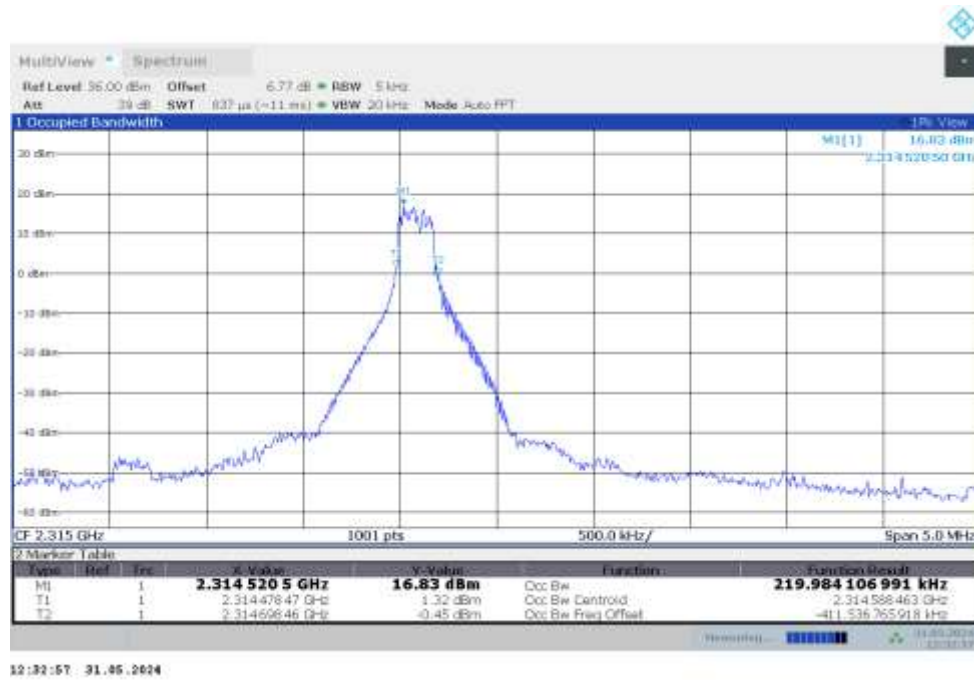
LOW BAND EDGE BLOCK-1RB-LOW_offset



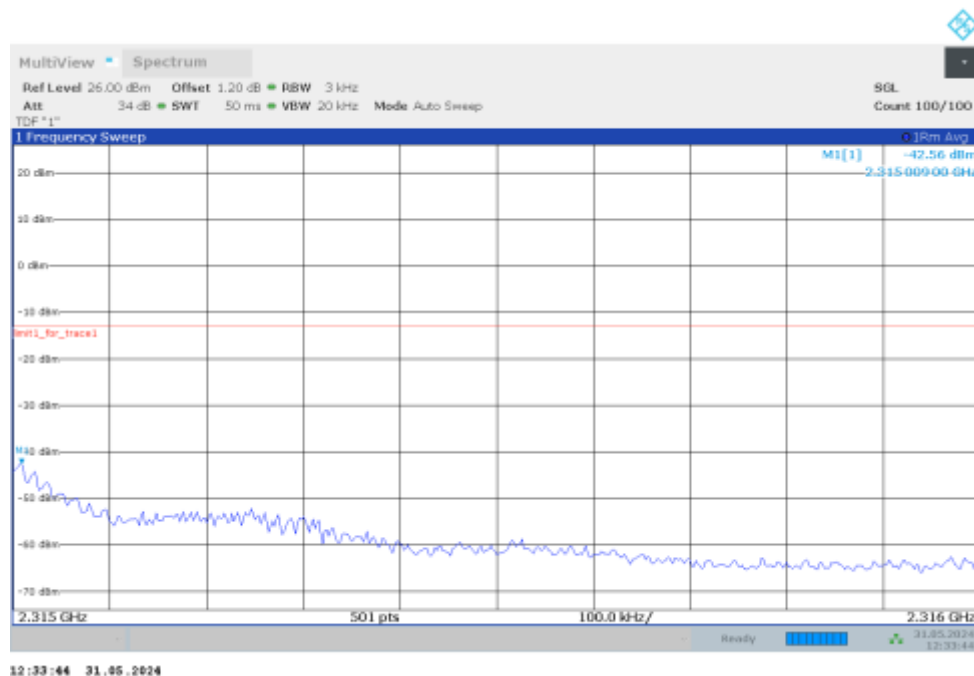
Channel power



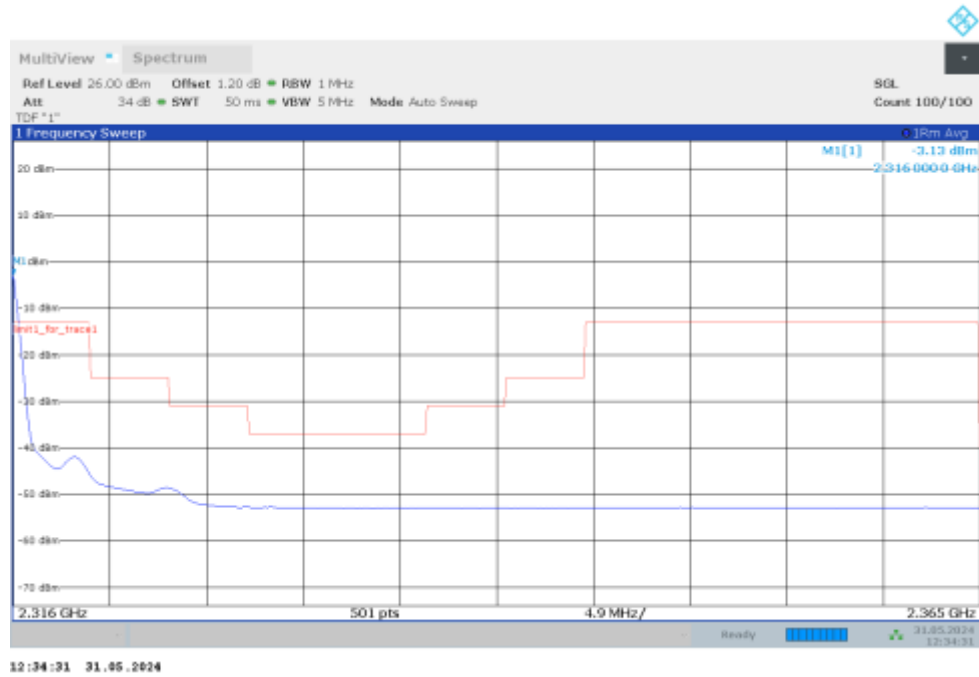
OBW: 1RB-HIGH_offset



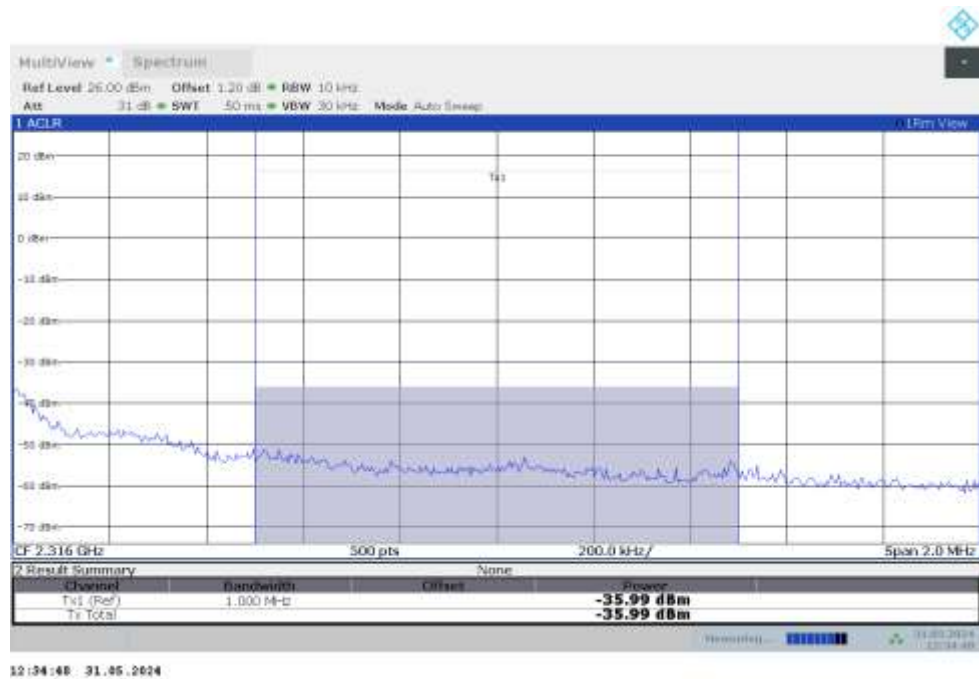
HIGH BAND EDGE BLOCK-1RB-HIGH_offset



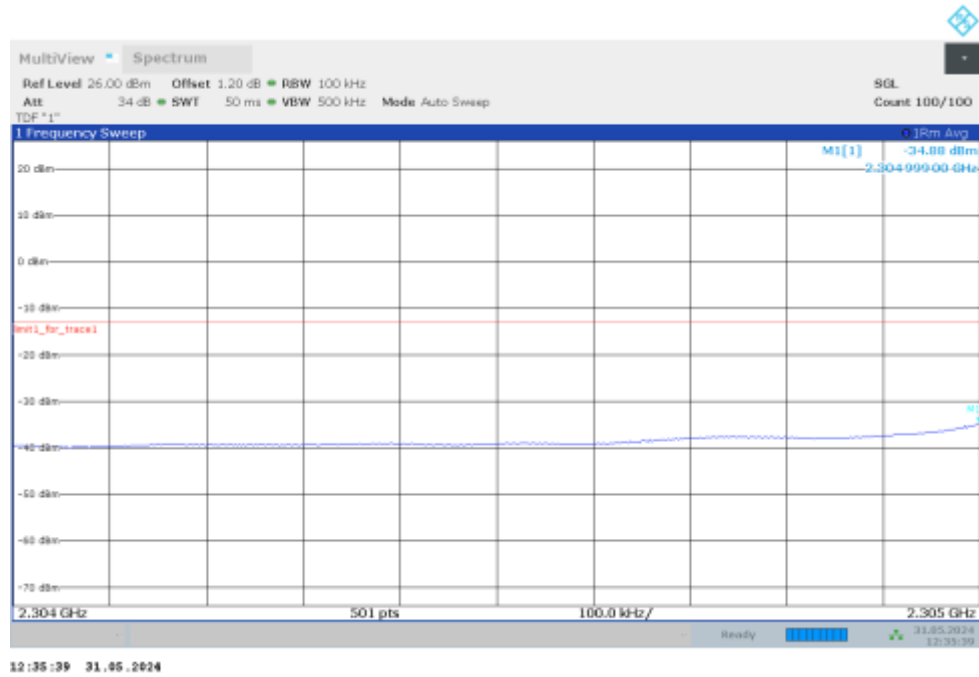
HIGH BAND EDGE BLOCK-1RB-HIGH_offset



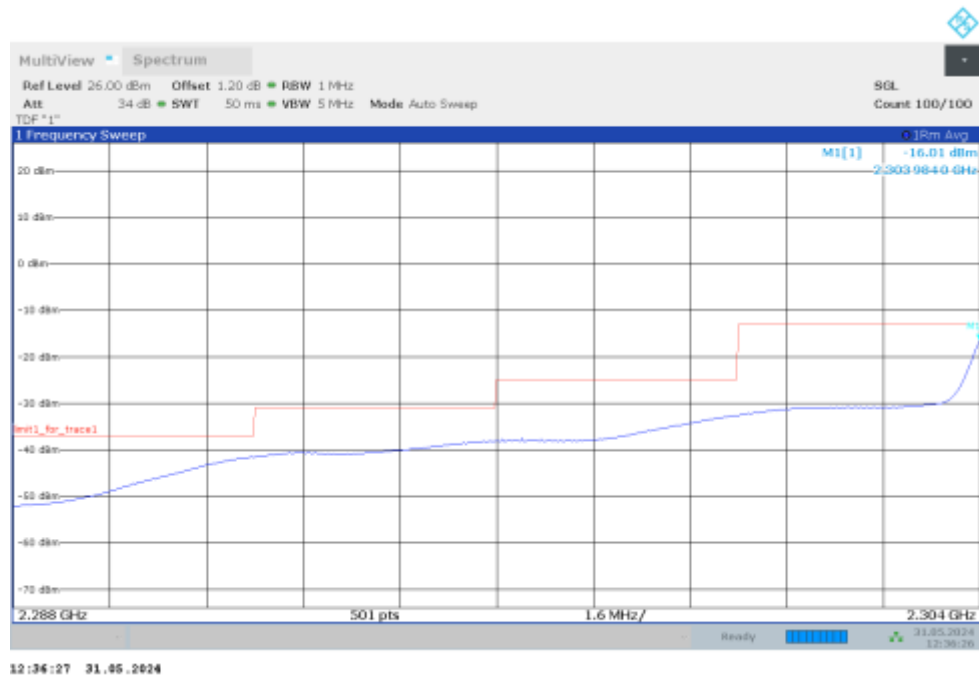
Channel power



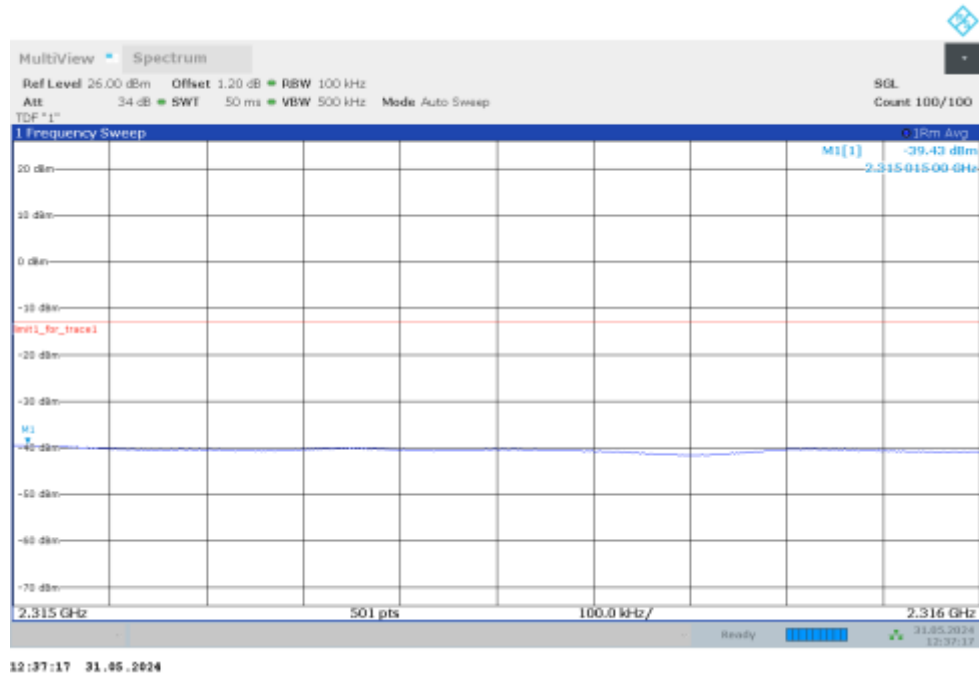
LOW BAND EDGE BLOCK-10M-100%RB



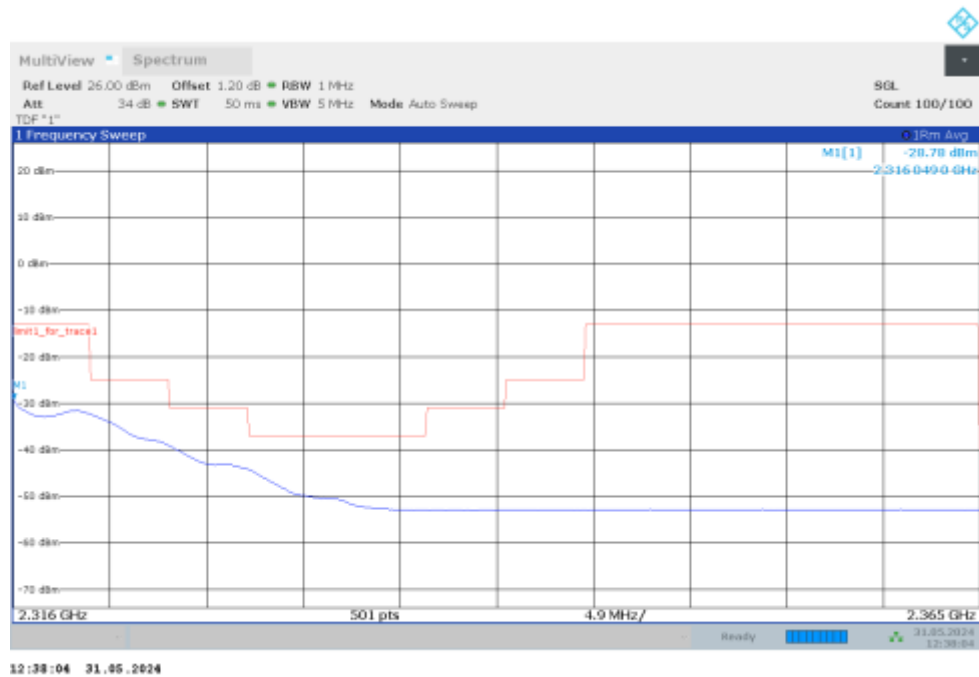
LOW BAND EDGE BLOCK-10M-100%RB



HIGH BAND EDGE BLOCK-10M-100%RB



HIGH BAND EDGE BLOCK-10M-100%RB

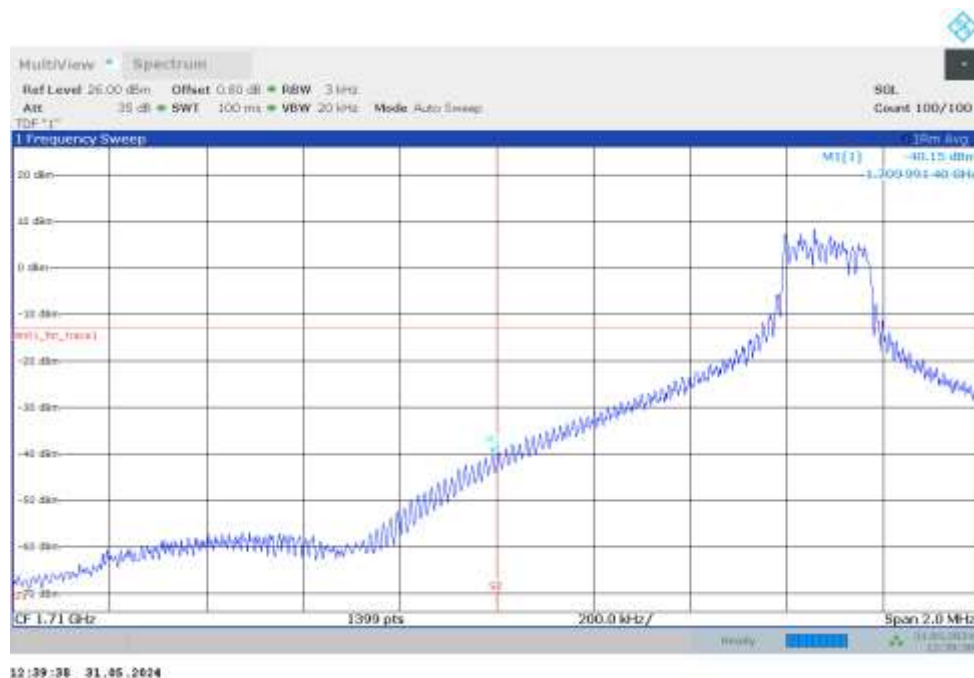


NR n66

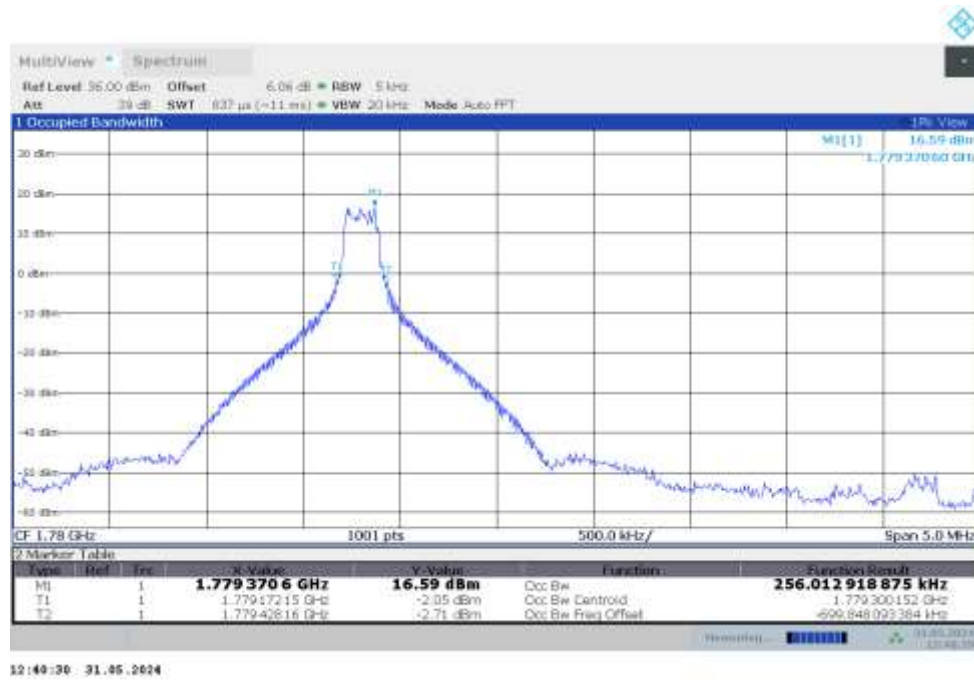
OBW: 1RB-LOW_offset



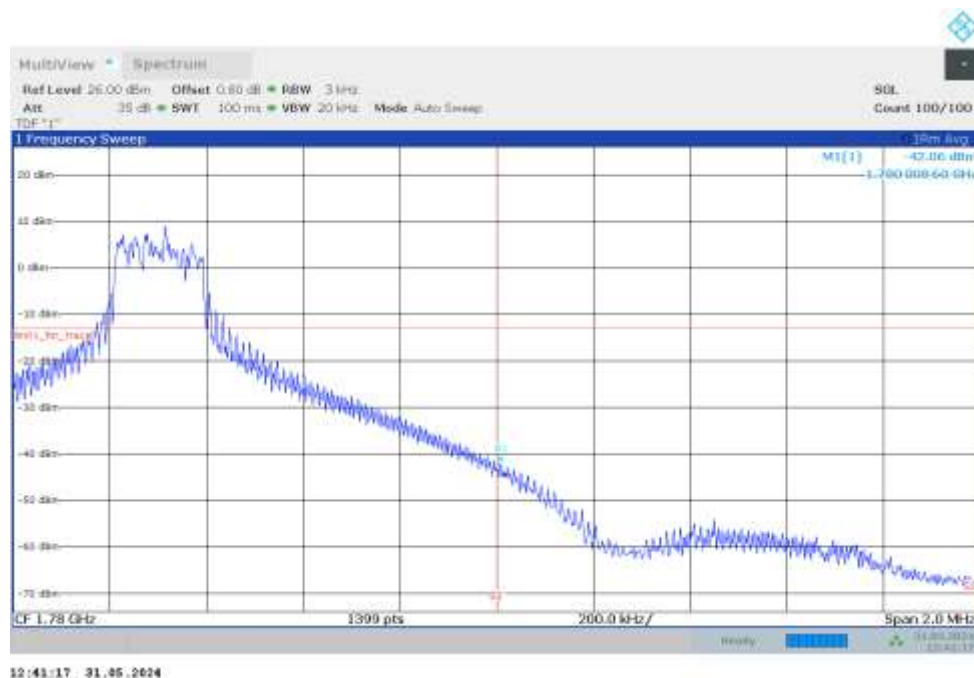
LOW BAND EDGE BLOCK-1RB-LOW_offset



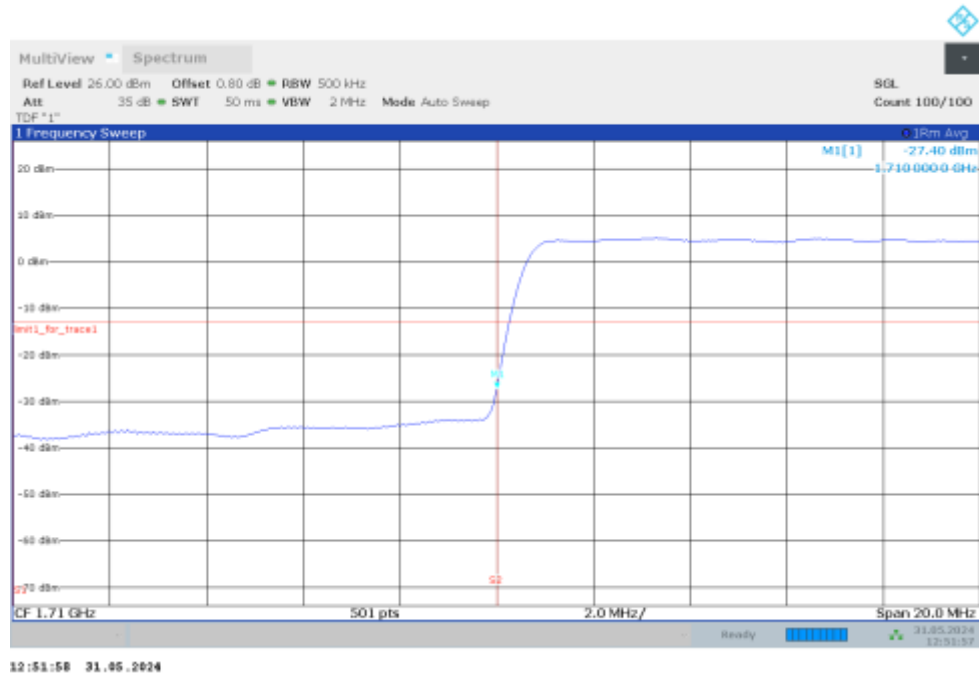
OBW: 1RB-HIGH_offset



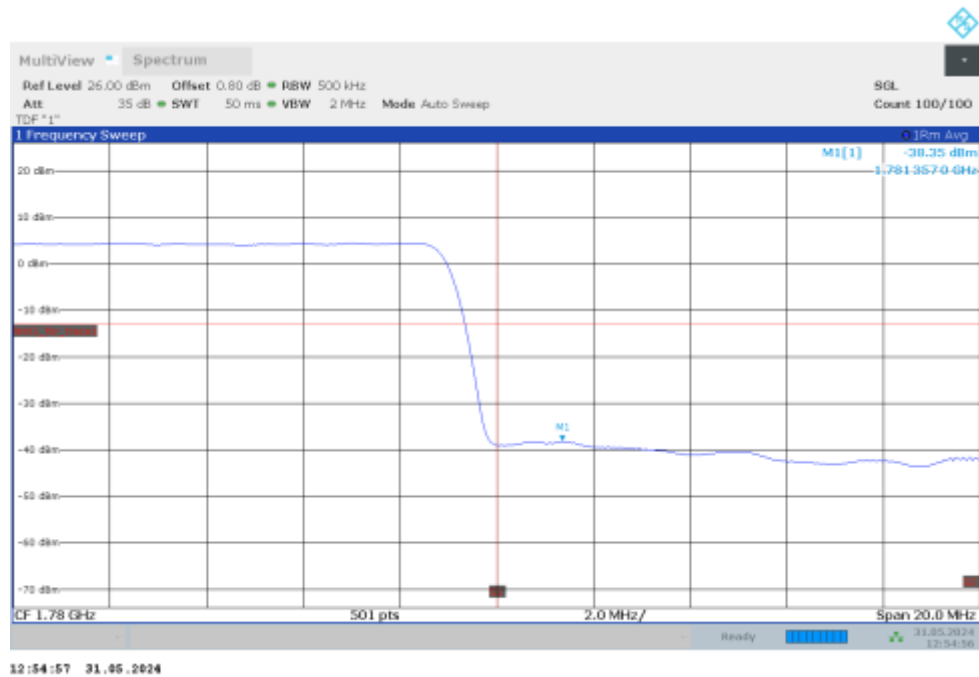
HIGH BAND EDGE BLOCK-1RB-HIGH_offset



LOW BAND EDGE BLOCK-45M-100%RB

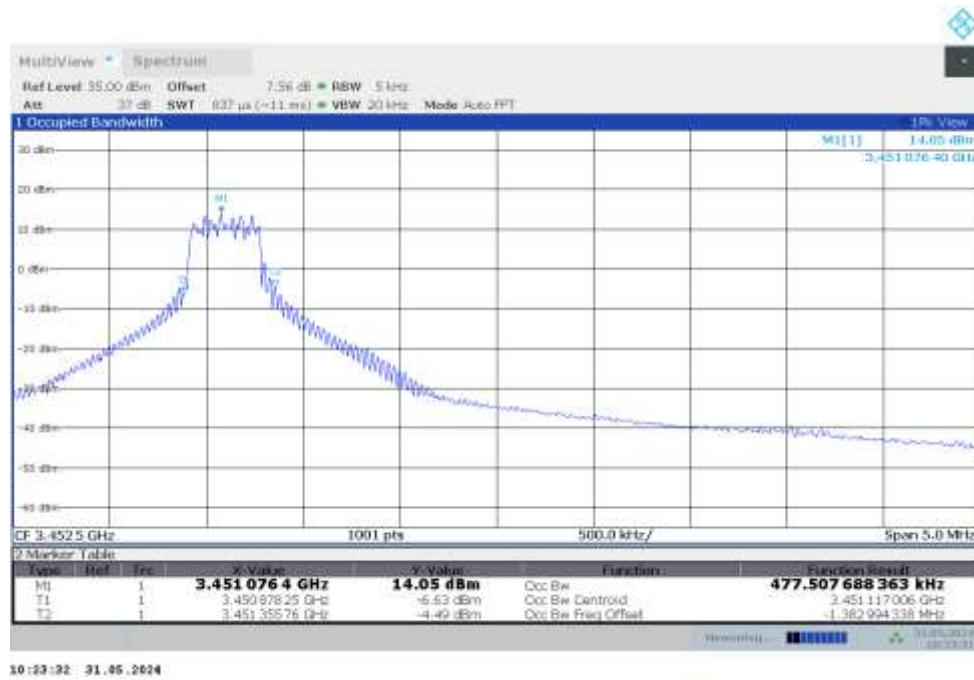


HIGH BAND EDGE BLOCK-45M-100%RB

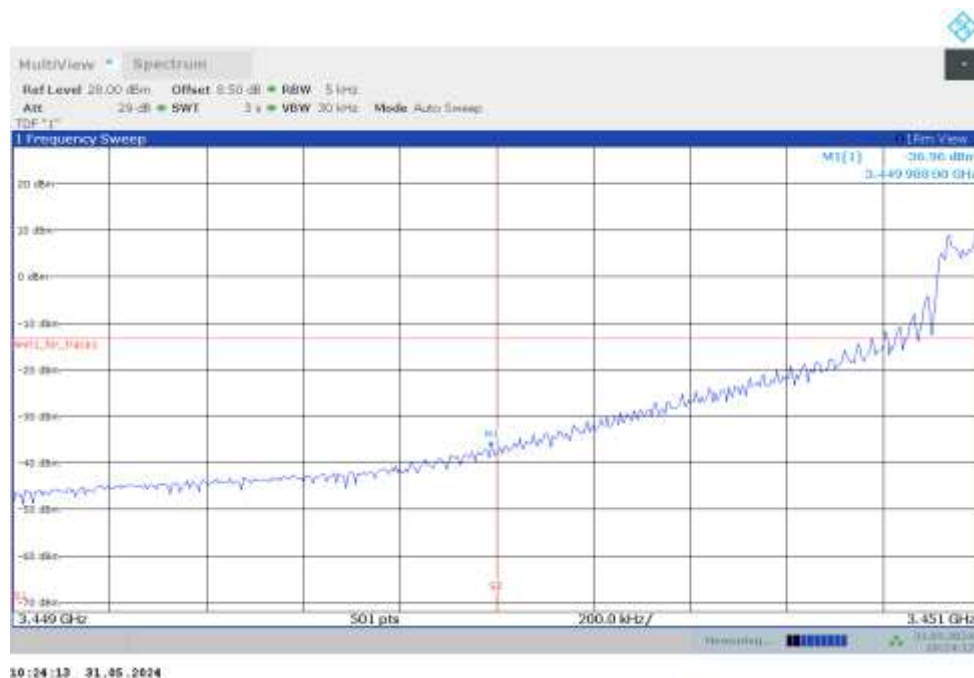


NR n77L

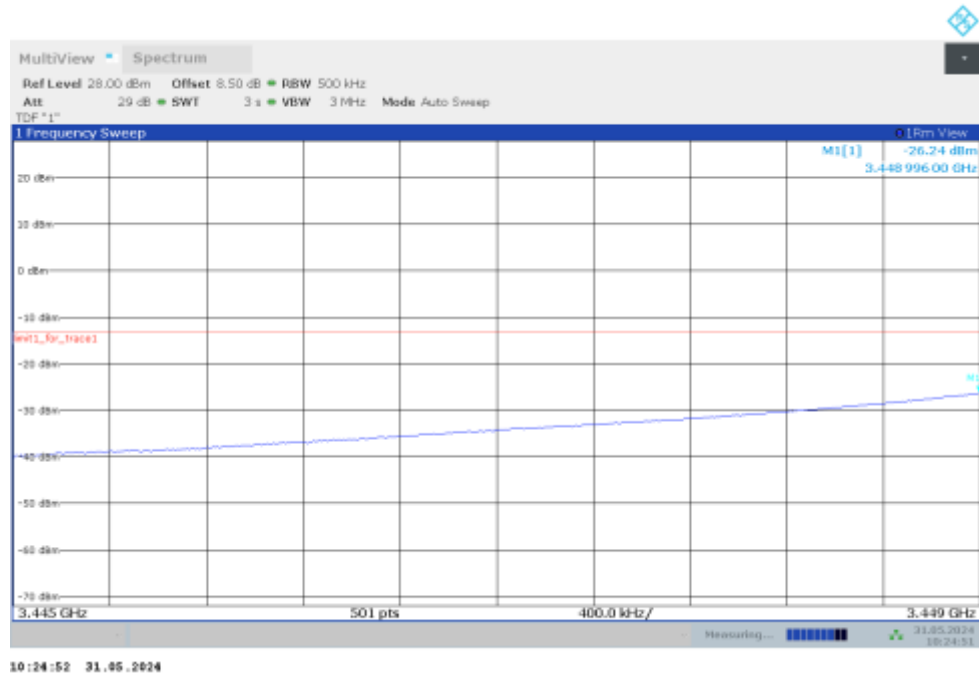
OBW: 1RB-LOW_offset



LOW BAND EDGE BLOCK-1RB-LOW_offset



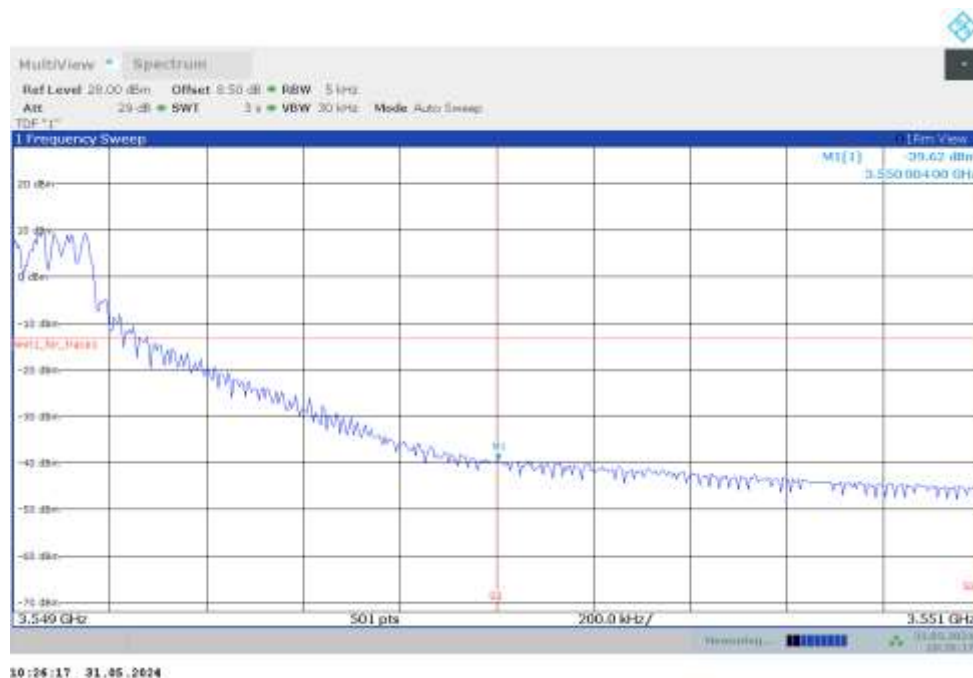
LOW BAND EDGE BLOCK-1RB-LOW_offset



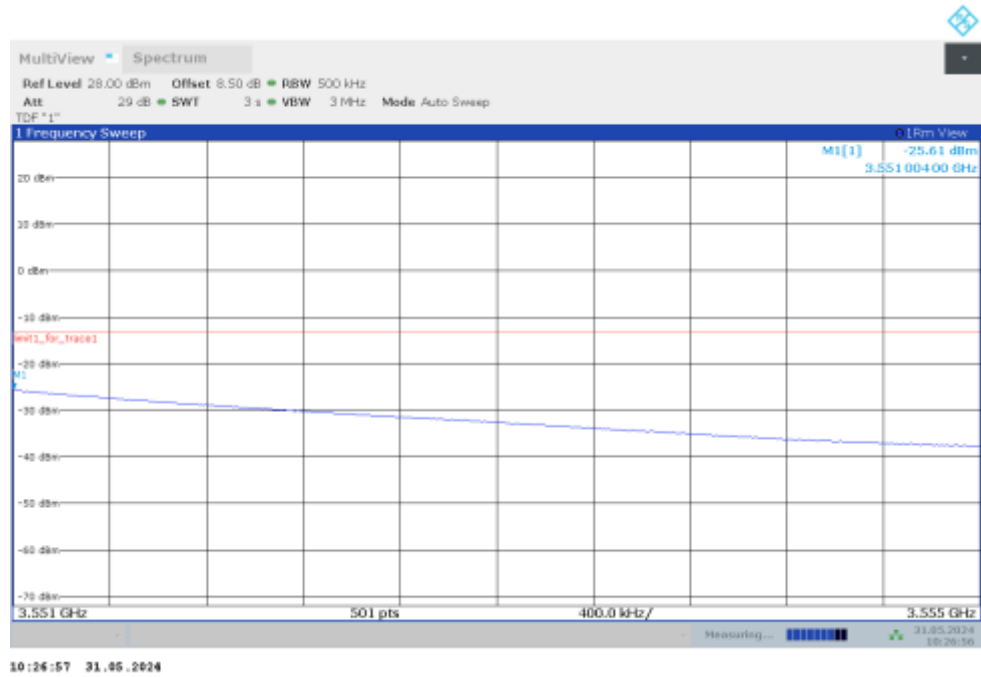
OBW: 1RB-HIGH_offset



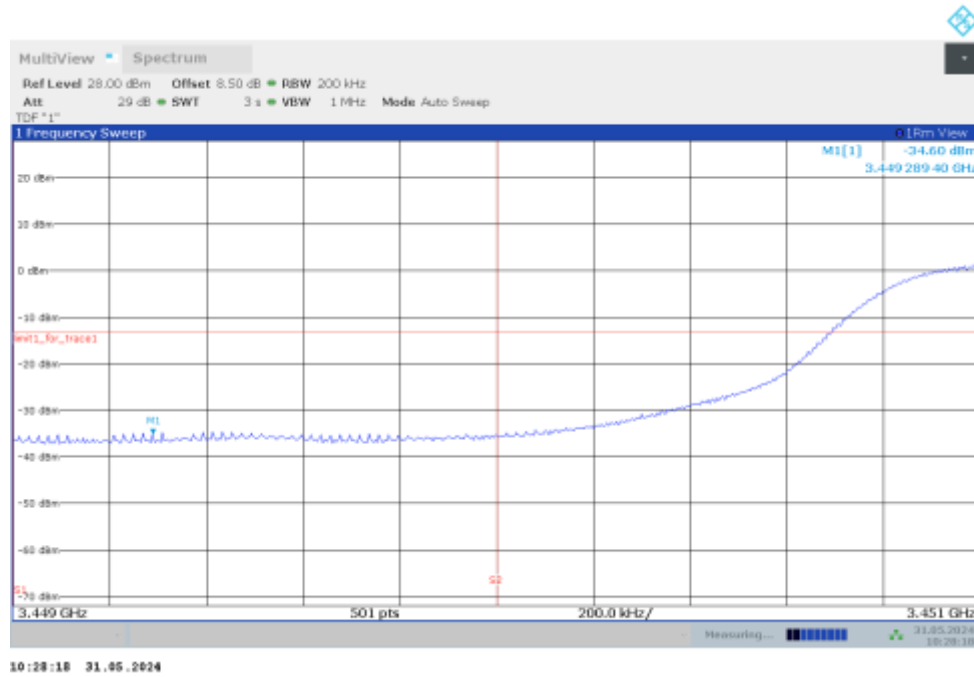
HIGH BAND EDGE BLOCK-1RB-HIGH_offset



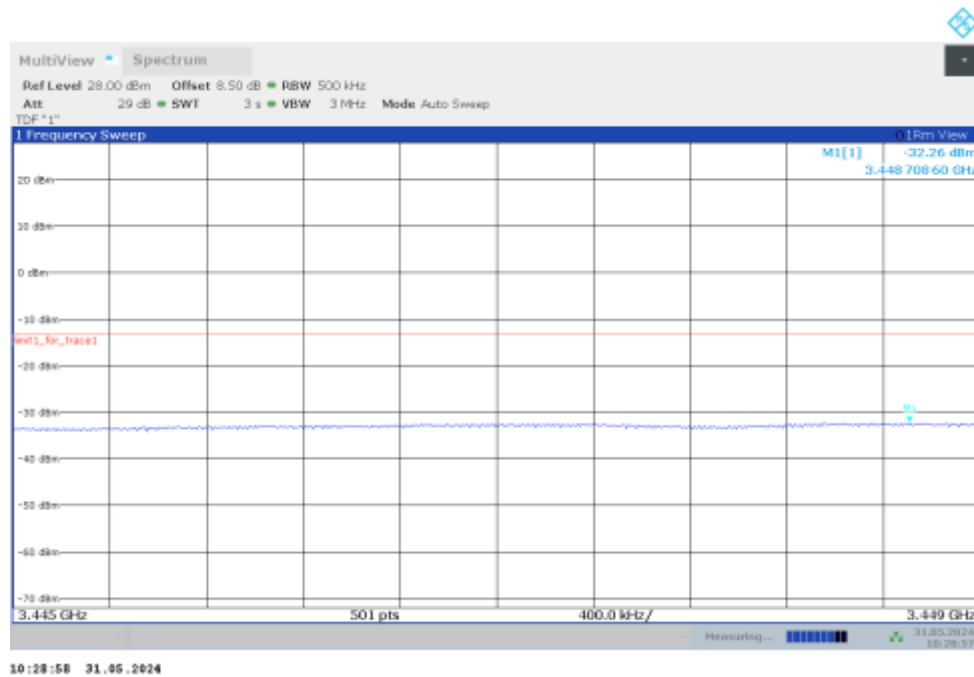
HIGH BAND EDGE BLOCK-1RB-HIGH_offset



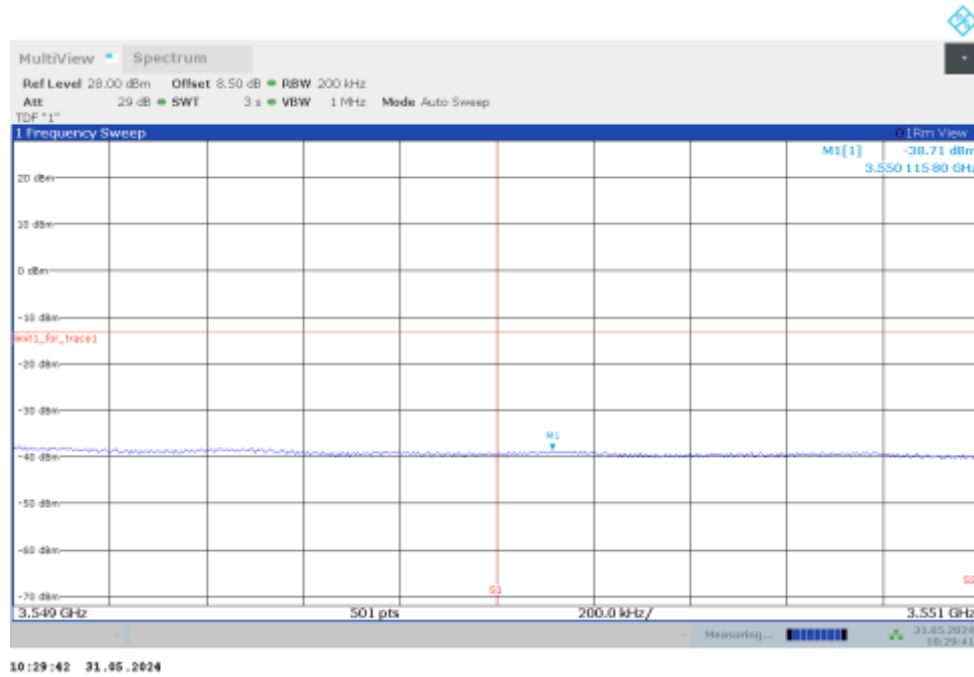
LOW BAND EDGE BLOCK-100M-100%RB



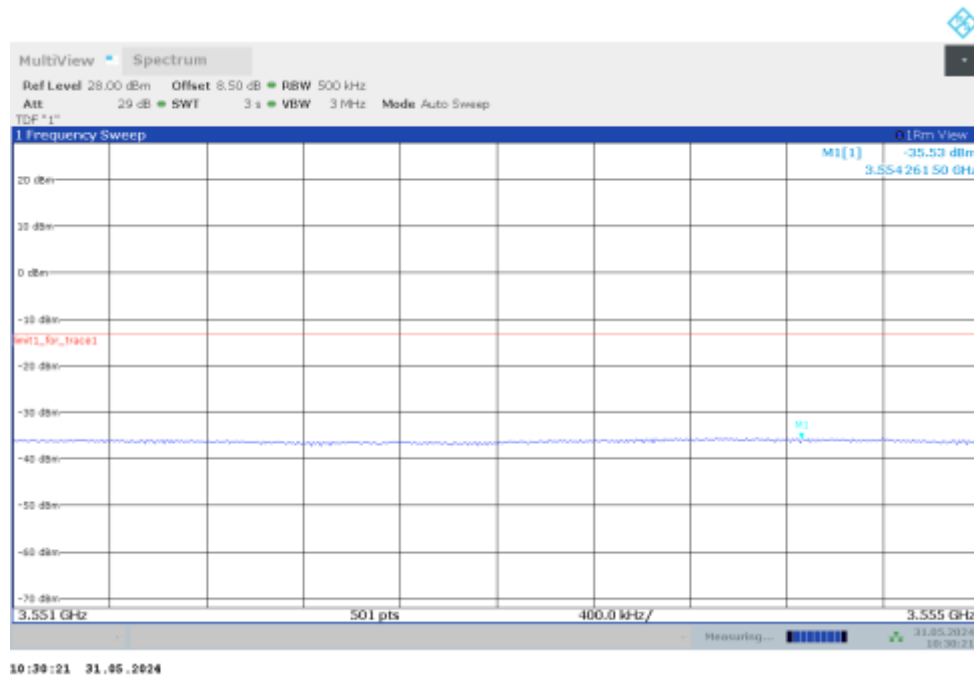
LOW BAND EDGE BLOCK-100M-100%RB



HIGH BAND EDGE BLOCK-100M-100%RB

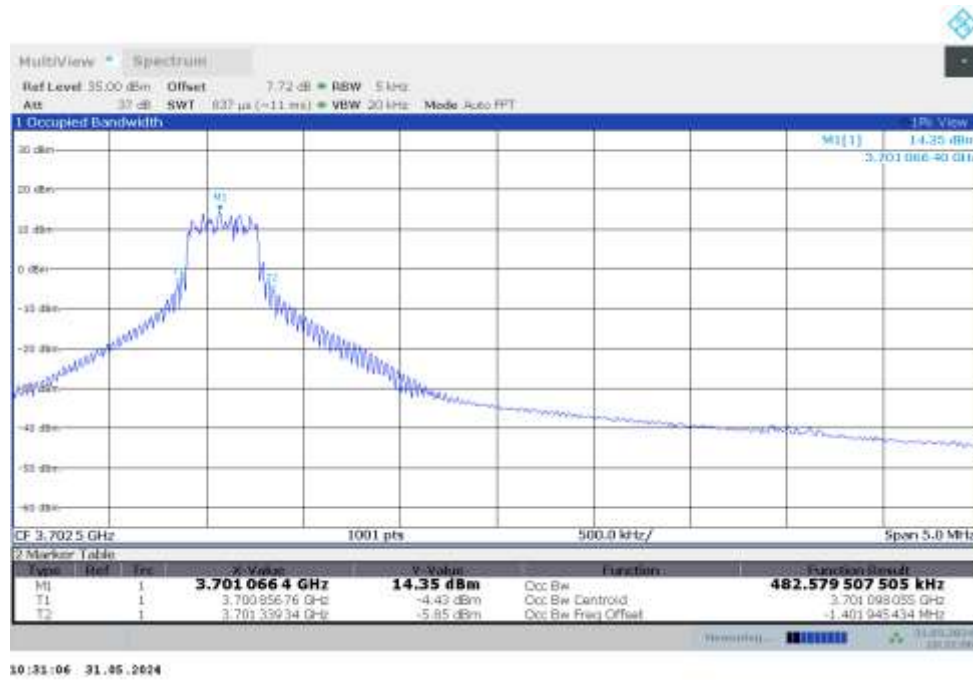


HIGH BAND EDGE BLOCK-100M-100%RB

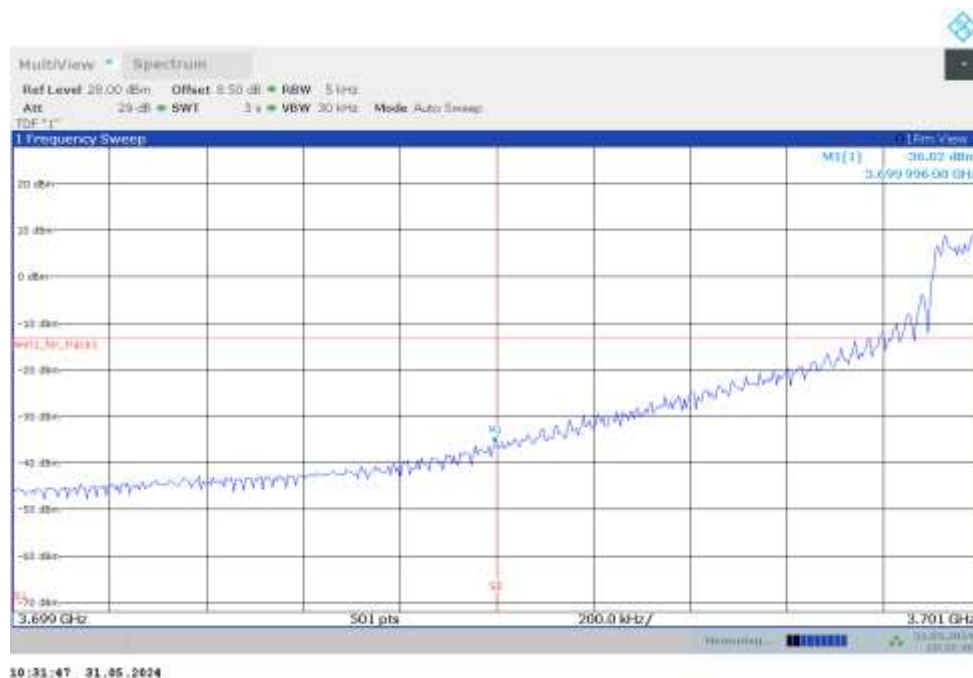


NR n77H

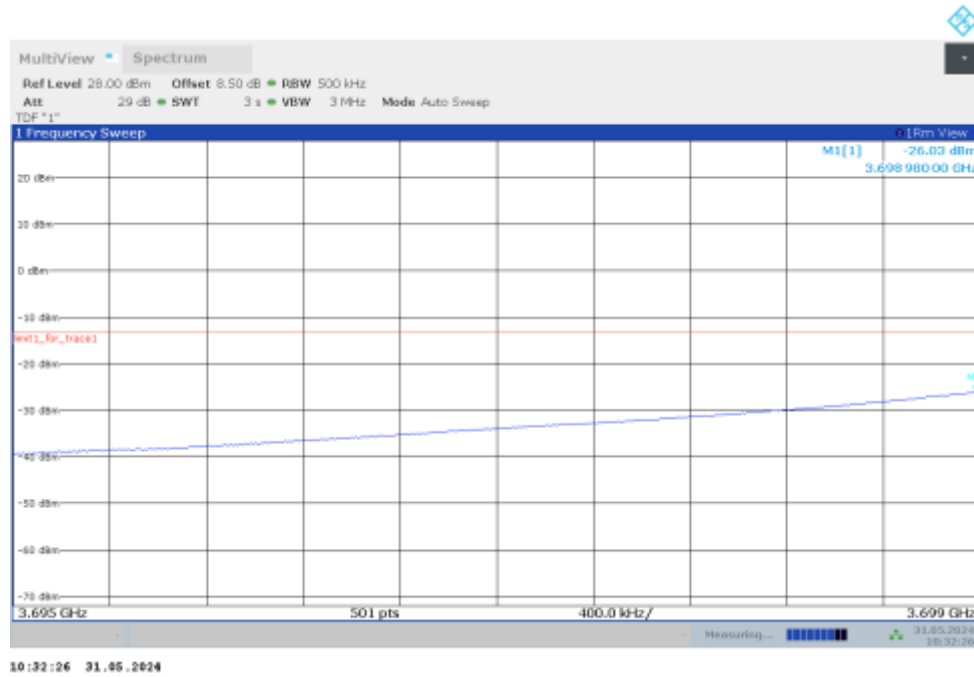
OBW: 1RB-LOW_offset



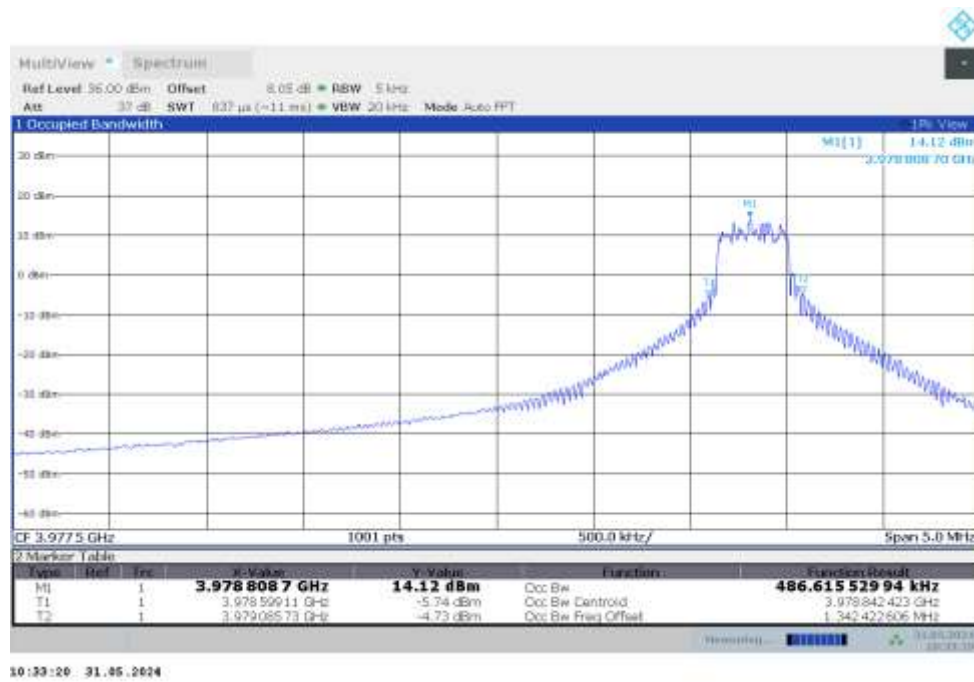
LOW BAND EDGE BLOCK-1RB-LOW_offset



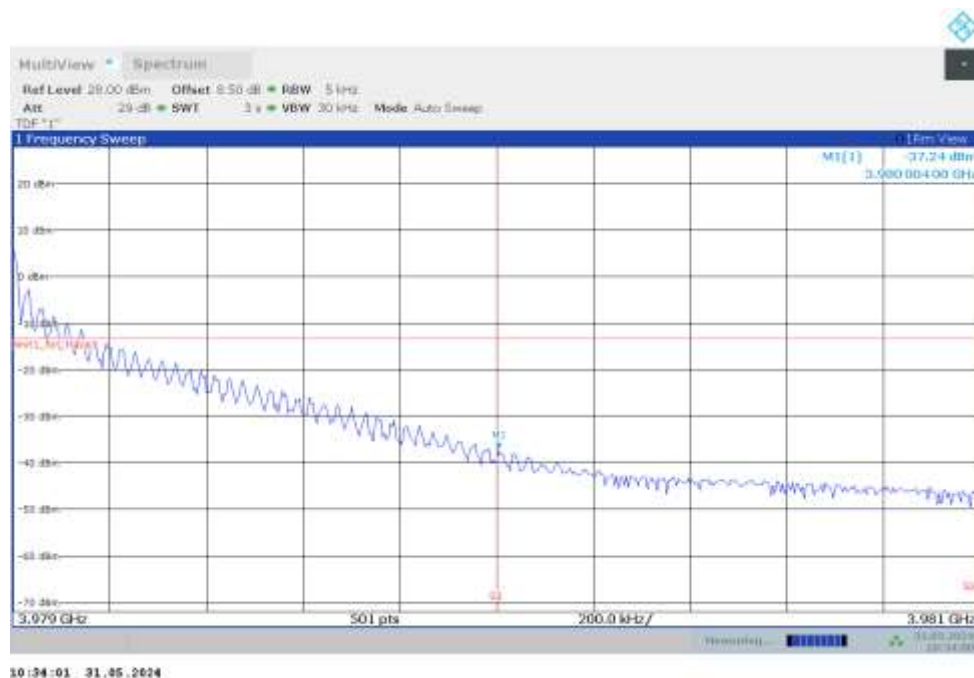
LOW BAND EDGE BLOCK-1RB-LOW_offset



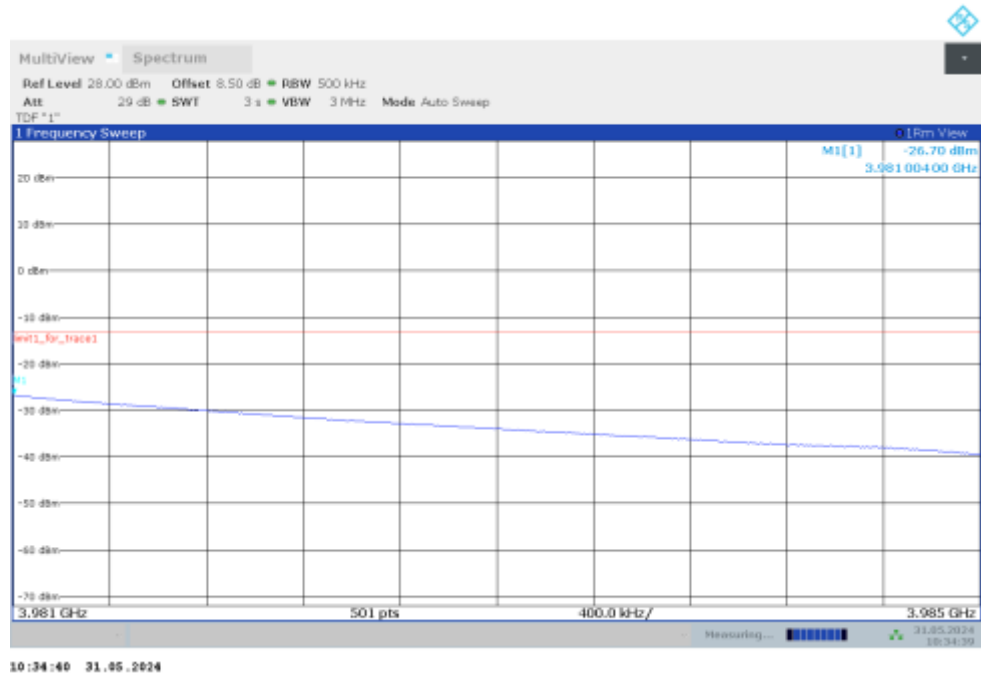
OBW: 1RB-HIGH_offset



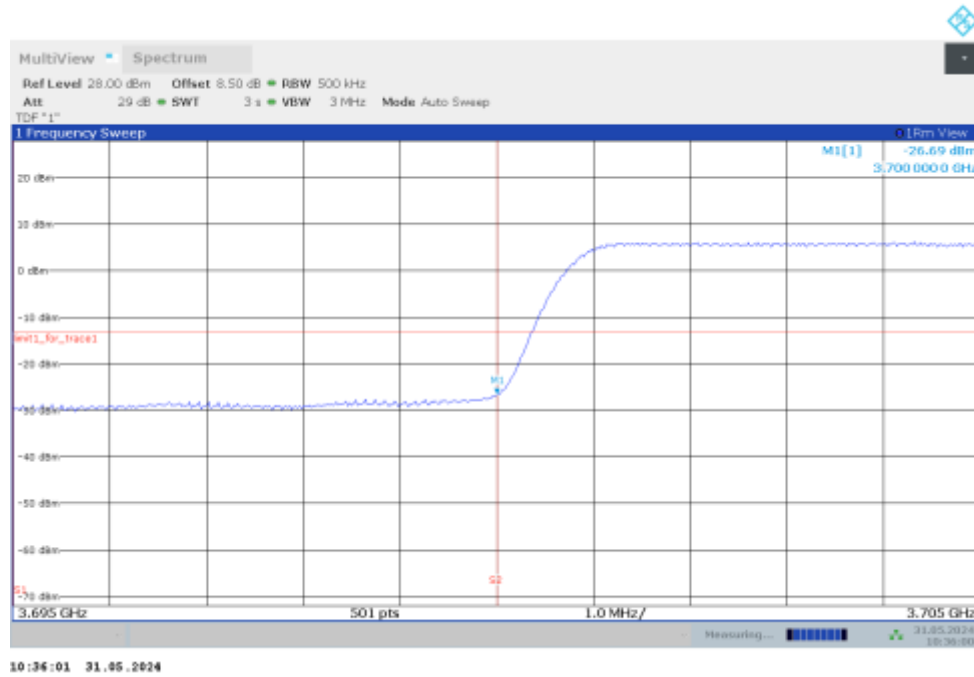
HIGH BAND EDGE BLOCK-1RB-HIGH_offset



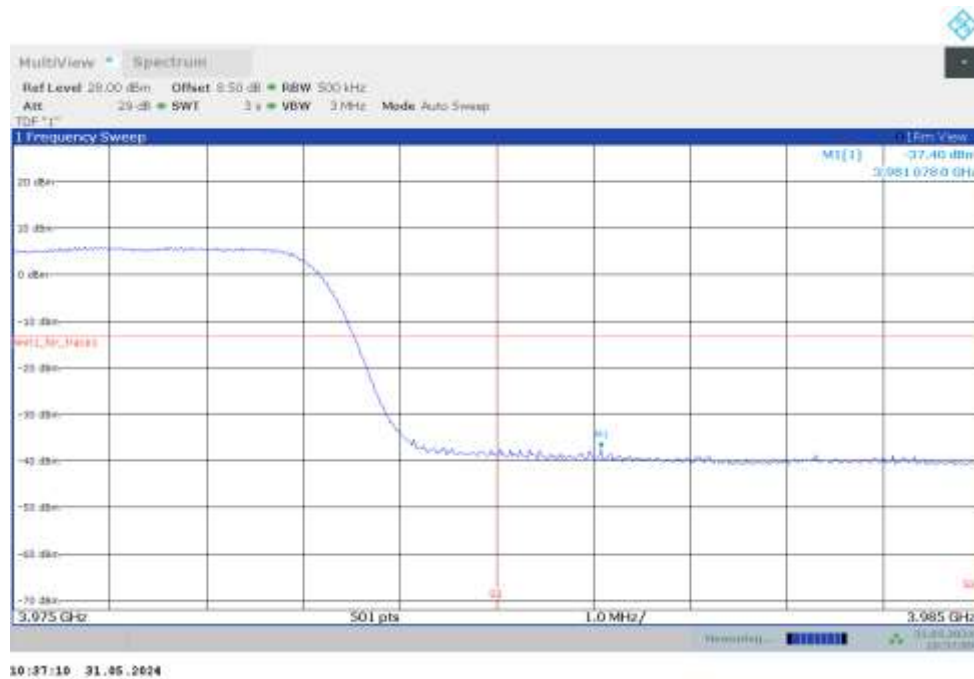
HIGH BAND EDGE BLOCK-1RB-HIGH_offset



LOW BAND EDGE BLOCK-100M-100%RB



HIGH BAND EDGE BLOCK-100M-100%RB



Note: The maximum value of expanded measurement uncertainty for this test item is $U = 0.626 \text{ kHz}$, $k = 2$.

A.7 Conducted Spurious Emission

A.7.1 Measurement Method

The following steps outline the procedure used to measure the conducted emissions from the EUT.

1. In measuring unwanted emissions, the spectrum shall be investigated from 30 MHz or the lowest radio frequency signal generated in the equipment, whichever is lower, without going below 9 kHz, up to at least the frequency given below:
 - (a) If the equipment operates below 10 GHz: to the tenth harmonic of the highest fundamental frequency or to 40 GHz, whichever is lower.
 - (b) If the equipment operates at or above 10 GHz: to the fifth harmonic of the highest fundamental frequency or to 100 GHz, whichever is lower.
2. Determine EUT transmit frequencies: below outlines the band edge frequencies pertinent to conducted emissions testing.
3. The number of sweep points of spectrum analyzer is greater than $2 \times \text{span/RBW}$.

A. 7.2 Measurement Limit

Part 22.917, Part 24.238 and Part 27.53(h) specify that the power of any emission outside of the authorized operating frequency ranges must be attenuated below the transmitting power (P) by a factor of at least $43 + 10 \log(P)$ dB.

Part 27.53(a) states for mobile and portable stations operating in the 2305–2315 MHz and 2350–2360 MHz bands: By a factor of not less than: $43 + 10 \log(P)$ dB on all frequencies between 2305 and 2320 MHz and on all frequencies between 2345 and 2360 MHz that are outside the licensed band(s) of operation, not less than $55 + 10 \log(P)$ dB on all frequencies between 2320 and 2324 MHz and on all frequencies between 2341 and 2345 MHz, not less than $61 + 10 \log(P)$ dB on all frequencies between 2324 and 2328 MHz and on all frequencies between 2337 and 2341 MHz, and not less than $67 + 10 \log(P)$ dB on all frequencies between 2328 and 2337MHz; By a factor of not less than $43 + 10 \log(P)$ dB on all frequencies between 2300 and 2305 MHz, $55 + 10 \log(P)$ dB on all frequencies between 2296 and 2300MHz, $61 + 10 \log(P)$ dB on all frequencies between 2292 and 2296 MHz, $67 + 10 \log(P)$ dB on all frequencies between 2288 and 2292 MHz, and $70 + 10 \log(P)$ dB below 2288 MHz; By a factor of not less than $43 + 10 \log(P)$ dB on all frequencies between 2360 and 2365 MHz, and not less than $70 + 10 \log(P)$ dB above 2365 MHz.

Part 27.53(n) states for mobile operations in the 3450-3550 MHz band, the conducted power of any emission outside the licensee's authorized bandwidth shall not exceed -13 dBm/MHz.

Compliance with this paragraph (n)(2) is based on the use of measurement instrumentation employing a resolution bandwidth of 1 megahertz or greater. However, in the 1 megahertz bands immediately outside and adjacent to the licensee's frequency block, a resolution bandwidth of at least one percent of the emission bandwidth of the fundamental emission of the transmitter may be employed, but limited to a maximum of 200 kHz. In the bands between 1 and 5 MHz removed from the licensee's frequency block, the minimum resolution bandwidth for the measurement shall be 500 kHz. The emission bandwidth is defined as the width of the signal between two points, one below the carrier center frequency and one above the carrier center frequency, outside of which all

emissions are attenuated at least 26 dB below the transmitter power.

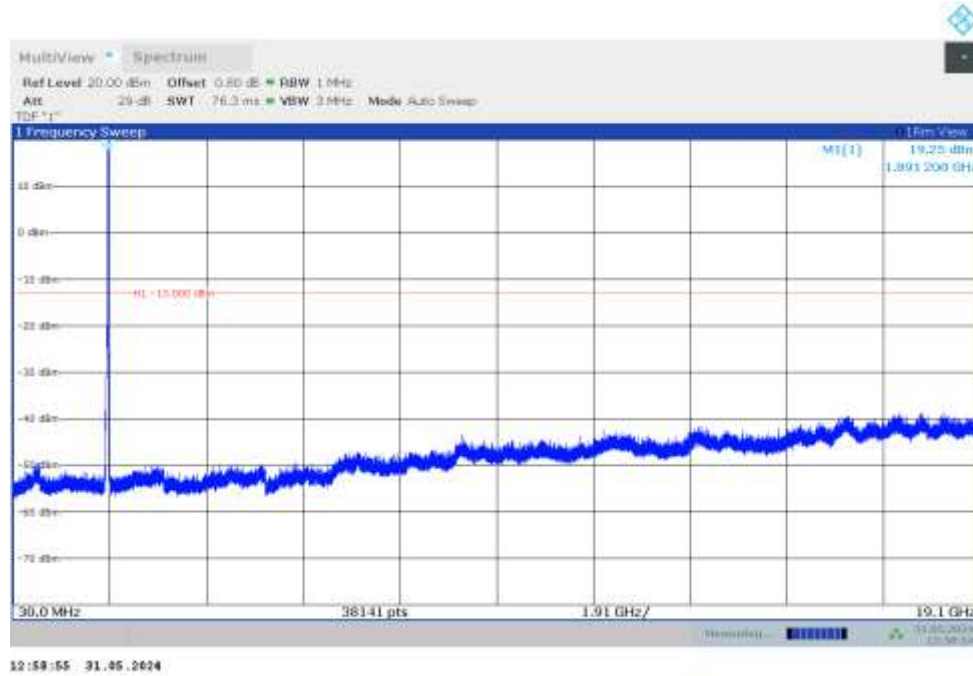
Part 27.53(l) states for mobile operations in the 3700-3980 MHz band, the conducted power of any emission outside the licensee's authorized bandwidth shall not exceed -13 dBm/MHz.

Compliance with this paragraph (l)(2) is based on the use of measurement instrumentation employing a resolution bandwidth of 1 megahertz or greater. However, in the 1 megahertz bands immediately outside and adjacent to the licensee's frequency block, the minimum resolution bandwidth for the measurement shall be either one percent of the emission bandwidth of the fundamental emission of the transmitter or 350 kHz. In the bands between 1 and 5 MHz removed from the licensee's frequency block, the minimum resolution bandwidth for the measurement shall be 500 kHz. The emission bandwidth is defined as the width of the signal between two points, one below the carrier center frequency and one above the carrier center frequency, outside of which all emissions are attenuated at least 26 dB below the transmitter power.

A. 7.3 Measurement result

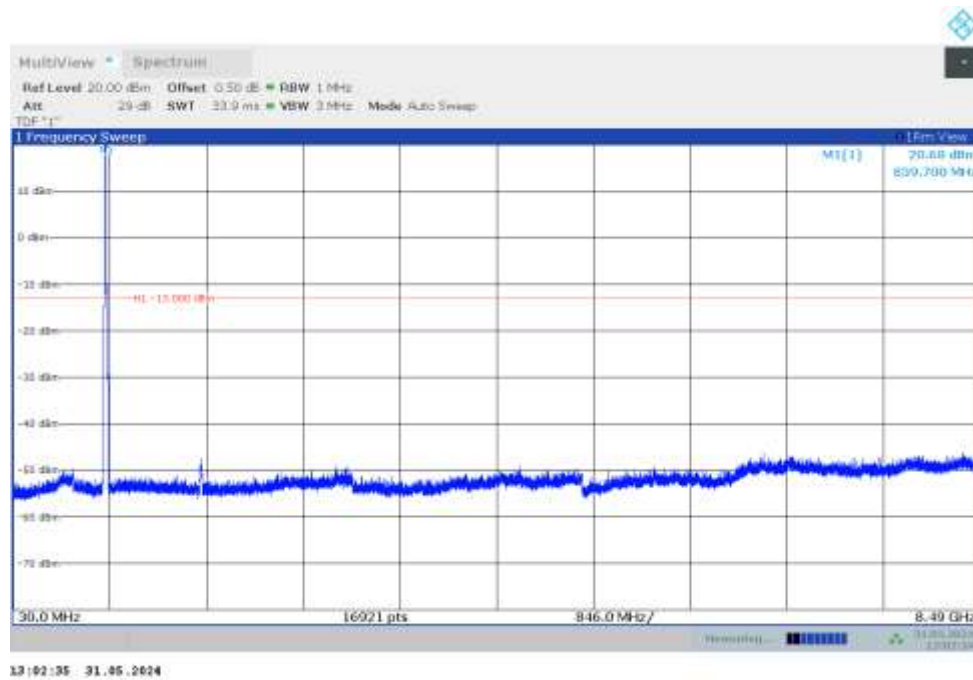
n2

NOTE: peak above the limit line is the carrier frequency.



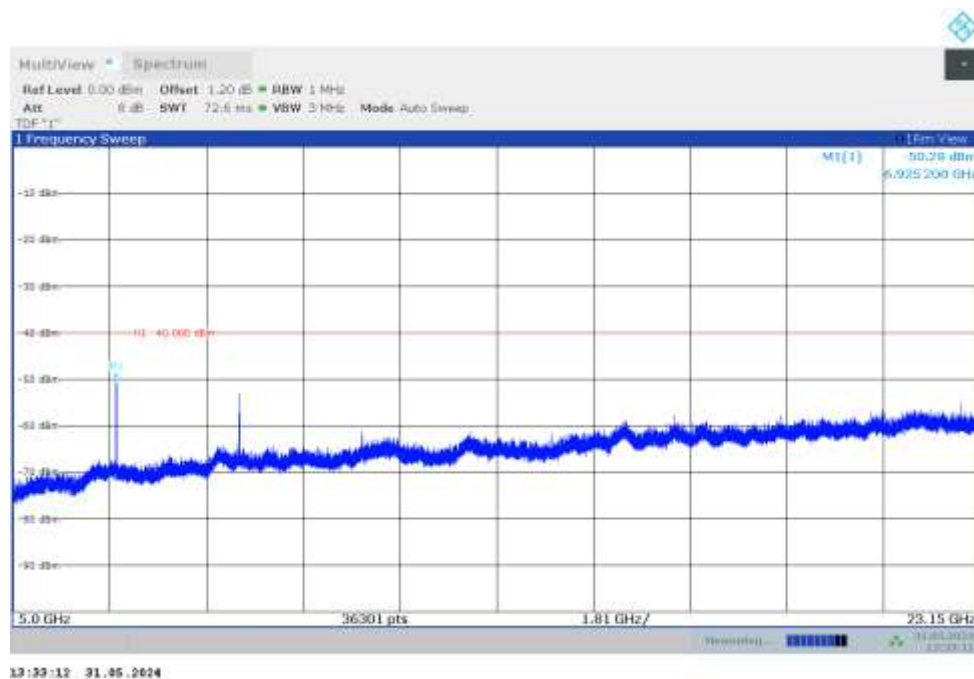
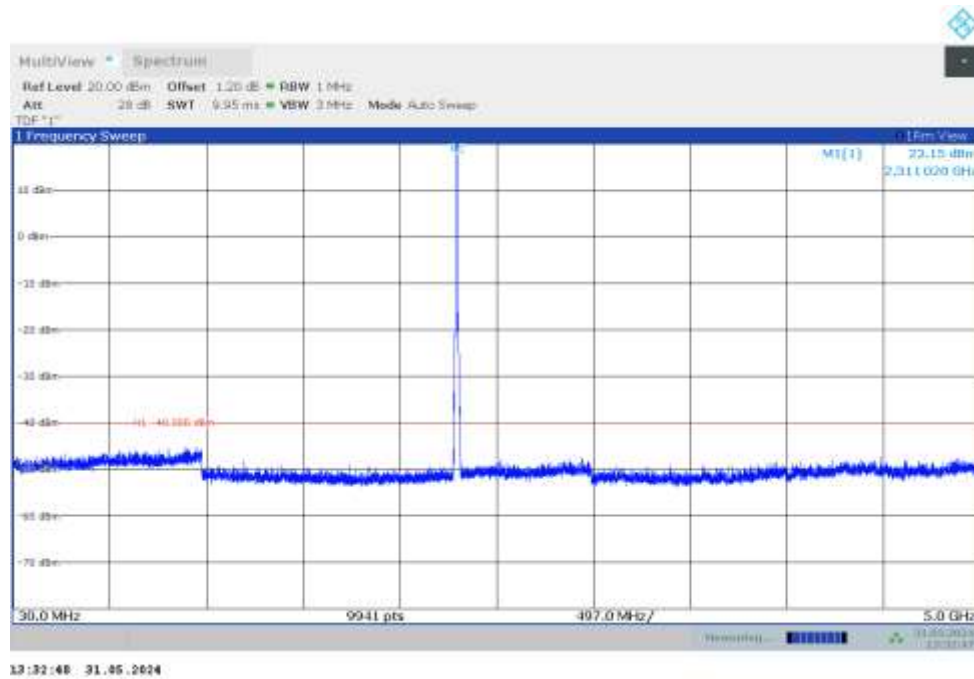
n5

NOTE: peak above the limit line is the carrier frequency.



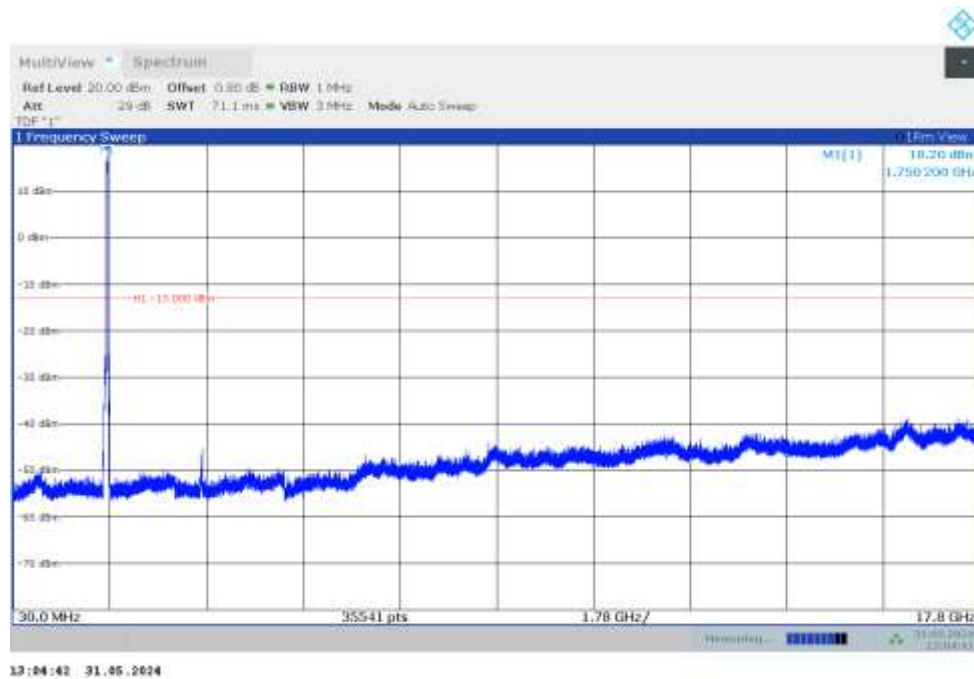
n30

NOTE: peak above the limit line is the carrier frequency.



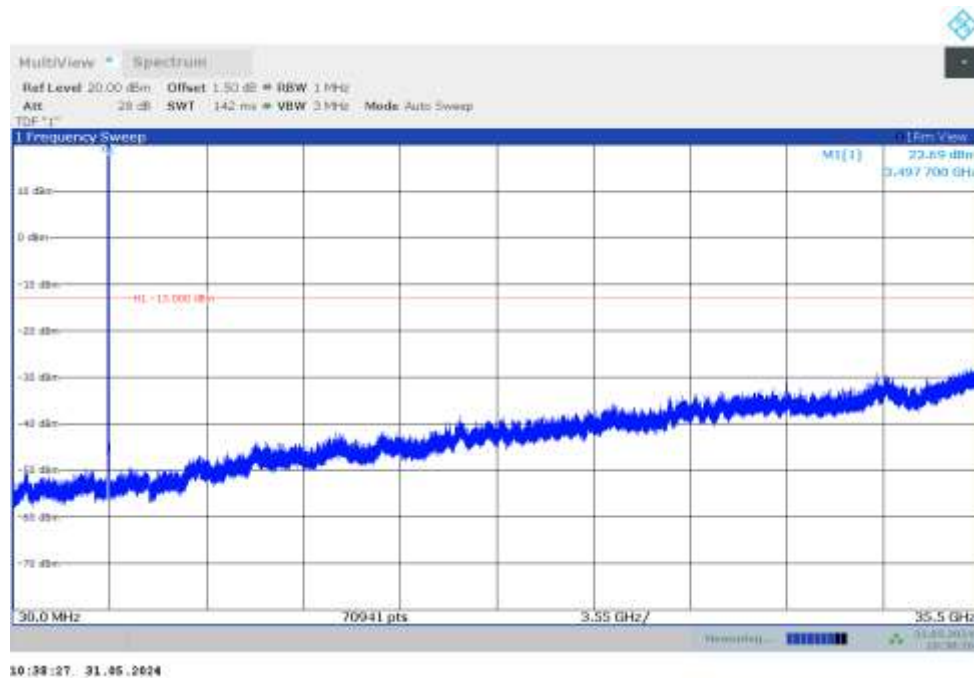
n66

NOTE: peak above the limit line is the carrier frequency.



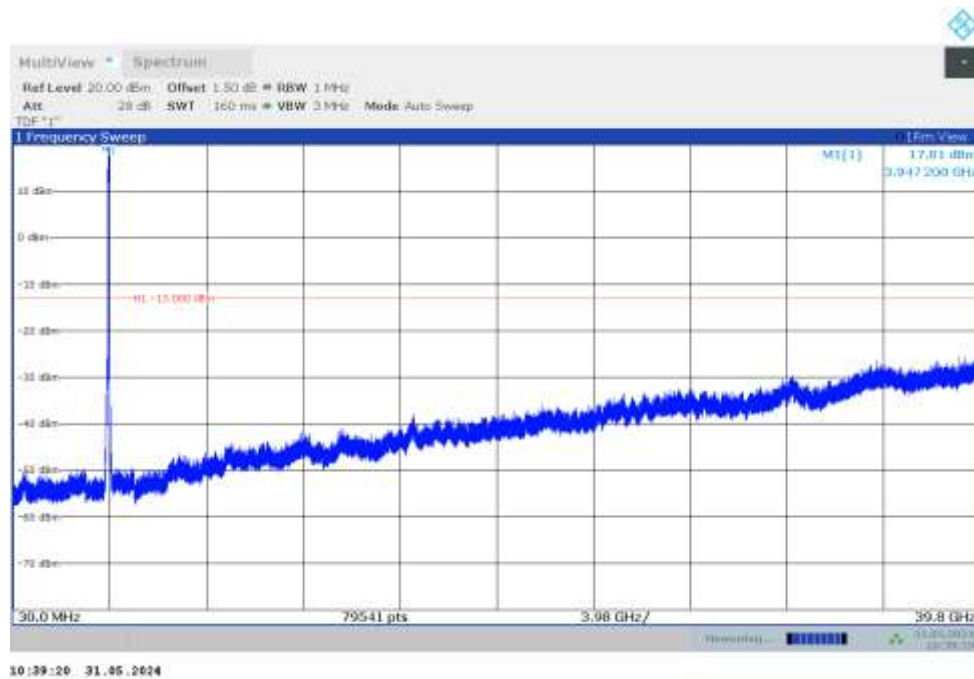
n77L

NOTE: peak above the limit line is the carrier frequency.



n77H

NOTE: peak above the limit line is the carrier frequency.



Note: The maximum value of expanded measurement uncertainty for this test item is $U = 0.372$ dB, $k = 2$.

A.8 Peak-to-Average Power Ratio

The peak-to-average ratio (PAR) of the transmission may not exceed 13 dB

- Refer to instrument's analyzer instruction manual for details on how to use the power statistics/CCDF function;
- Set resolution/measurement bandwidth \geq signal's occupied bandwidth;
- Set the number of counts to a value that stabilizes the measured CCDF curve;
- Record the maximum PAPR level associated with a probability of 0.1%.

Measurement results

n2,40MHz

Frequency (MHz)	PAPR (dB)								
	DFT-s-pi/2 BPSK	DFT-s-QPSK	DFT-s-16QAM	DFT-s-64QAM	DFT-s-256QAM	CP-QPSK	CP-16QAM	CP-64QAM	CP-256QAM
1880	5.05	5.62	6.24	6.48	6.43	7.98	7.99	8.12	8.39

n30,10MHz

Frequency (MHz)	PAPR (dB)								
	DFT-s-pi/2 BPSK	DFT-s-QPSK	DFT-s-16QAM	DFT-s-64QAM	DFT-s-256QAM	CP-QPSK	CP-16QAM	CP-64QAM	CP-256QAM
2310	4.71	5.69	6.38	6.79	6.65	8.05	8.08	8.33	8.38

n66,45MHz

Frequency (MHz)	PAPR (dB)								
	DFT-s-pi/2 BPSK	DFT-s-QPSK	DFT-s-16QAM	DFT-s-64QAM	DFT-s-256QAM	CP-QPSK	CP-16QAM	CP-64QAM	CP-256QAM
1745	4.56	5.62	6.29	6.45	6.48	8.15	8.11	8.09	8.27

n77L,100MHz

Frequency (MHz)	PAPR (dB)								
	DFT-s-pi/2 BPSK	DFT-s-QPSK	DFT-s-16QAM	DFT-s-64QAM	DFT-s-256QAM	CP-QPSK	CP-16QAM	CP-64QAM	CP-256QAM
3500.01	5.00	5.56	6.22	6.46	6.53	8.22	8.30	8.24	8.40

n77H,100MHz

Frequency (MHz)	PAPR (dB)								
	DFT-s-pi/2 BPSK	DFT-s-QPSK	DFT-s-16QAM	DFT-s-64QAM	DFT-s-256QAM	CP-QPSK	CP-16QAM	CP-64QAM	CP-256QAM
3840	3.91	4.73	6.29	6.54	6.51	8.27	8.27	8.36	8.25

Note: The maximum value of expanded measurement uncertainty for this test item is $U = 0.356$ dB, $k = 2$.

Annex B: Accreditation Certificate



Accredited Laboratory

A2LA has accredited

TELECOMMUNICATION TECHNOLOGY LABS, CAICT
Beijing, People's Republic of China

for technical competence in the field of
Electrical Testing

This laboratory is accredited in accordance with the recognized International Standard ISO/IEC 17025:2017 General requirements for the competence of testing and calibration laboratories. This accreditation demonstrates technical competence for a defined scope and the operation of a laboratory quality management system (refer to joint ISO-ILAC-IAF Communiqué dated April 2017).



Presented this 26th day of June 2023.



Mr. Trace McInturf, Vice President, Accreditation Services
For the Accreditation Council
Certificate Number 7049.01
Valid to July 31, 2024

For the tests to which this accreditation applies, please refer to the laboratory's Electrical Scope of Accreditation.

END OF REPORT