

## APPENDIX A. PHOTOGRAPH OF THE TEST CONNECTION DIAGRAM

### A.1 Smart Video Doorbell G4


#### Conducted emission




----- The following blanks -----

**Radiated spurious emissions**

Below 1GHz



1GHz-18GHz



Above 18GHz



----- The following blanks -----


## A.2 Chime Repeater

### Conducted emission




### Radiated spurious emissions

Below 1GHz






1GHz-18GHz



Above 18GHz



----- End of Report -----