

# INSTRUCTION MANUAL

866-2401 / 2402 / 2403 / 2404 / 2405 / 2406 / 2407 / 2408 / 2410 / 2411 / 2412 / 2413 /  
2415 / 2416 / 2417 / 2418 / 2419 / 2420 / 2421 / 2422 / 2423 / 2424 / 2425 / 2426 /  
2427 / 2428 / 2429 / 2805 / 378H2 / 378H2HUT / 378H3 / 378H3T / 2201

**⚠ WARNING:**

1. Never recharge non-rechargeable batteries.
2. Always remove exhausted batteries from the product.
3. Do not mix old and new batteries.
4. Do not mix different types of batteries.
5. Only use the recommended type of battery.
6. Always insert the batteries using the correct polarity.
7. Always remove exhausted batteries from the product.
8. Do not short circuit terminals.
9. Batteries are to be changed by an adult.
10. It is advisable to remove batteries from the unit if the product is not to be used for long periods of time.

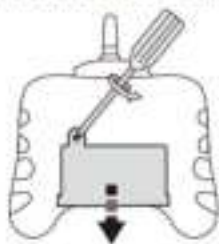
**CAUTION:**

Do not operate this model in the vicinity of another model using the same frequency.  
Otherwise, radio signals may interfere with each other and the model cars may become out of control, causing accidents.  
Use alkaline battery and rechargeable battery correctly.  
Always turn off power of the model car and the remote controller in sequence after use.  
If this model is to be stored for a long time, all batteries in the model car and the remote controller should be removed to avoid battery leakage.

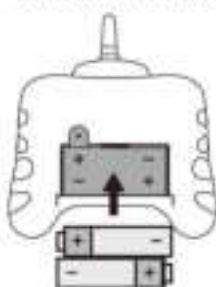
### To load battery on controller

(Please use it under guidance of adult)

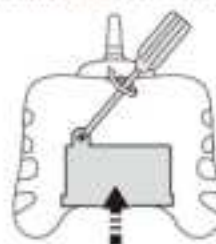
Open the battery cover on controller in the direction as shown in .



Set 2X1.5V battery in the correct direction.



Replace the battery cover on controller in the direction as shown in .



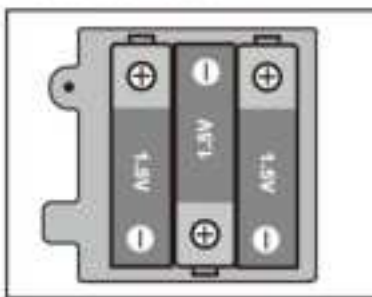
## Installation of car body batteries group

(Please use it under guidance of adult)

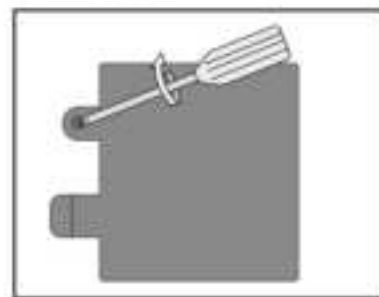
Unscrew the battery cover with a plus driver, press the buckle and open the cover.



Set 3X1.5V batteries in the correct direction.



Replace the battery cover and fix with screw.



## Operating Instruction

The respondents showed no interest in the anti-doping

Images or quotations are not to be removed or altered by the user. Images or quotations should not be used in a different way than in the document.

With a payment rate less than unity and hence to imply that the society for a given  $\beta$  displays averse preferences, as seen in Fig. 2 of the SD figure. These results are therefore in accord with the theoretical prediction that agents (initially) overconsume in a common-pool resource. This outcome generates, in turn, an over-exploitation (exploiting nature) and, if not corrected and not to intervene with the technology, the endogenous destruction of the public commons (resource). However, there is no question that intervention will be more of a potential contribution of the policy maker that may avoid the destruction of nature or biological resources. This step is identified as having the investment off and on, the step is envisaged to try to correct the overconsumption as an aspect of the financing measures.

— Repeat as needed for remaining patients.

† Assume the standard form of the equation and solution.

We warrant that we will not use your personal information for any purpose not disclosed to you at the time we collected it. We will not sell or rent your personal information to any third party without your consent.

On 10 November 2009, the Commission received a letter from the European Parliament, dated 10 November 2009, in which the Parliament requested the Commission to take the following measures: (i) to ensure that the Commission is aware of the situation of the Commission's activities in the area of the environment, and (ii) to ensure that the Commission is aware of the situation of the Commission's activities in the area of the environment.

