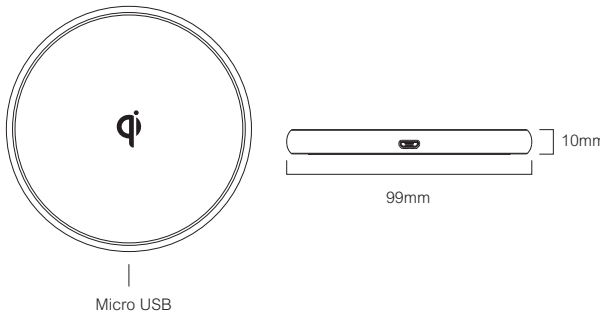
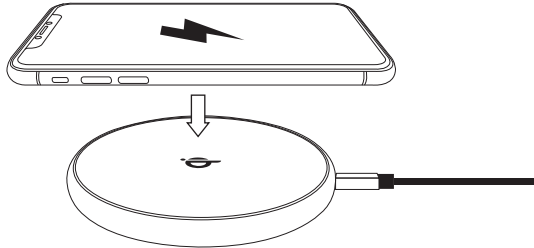
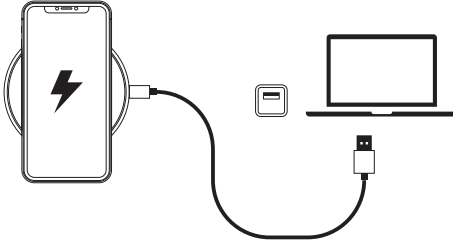
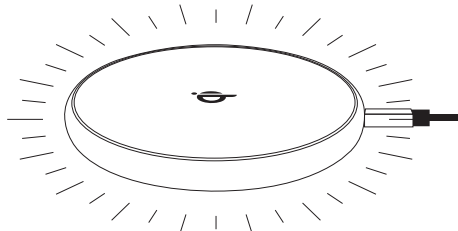


90mm		90mm		90mm		90mm		90mm	
<div>Halo 无线充电板</div> <div>Halo Wireless Charging Pad</div> <div>使用说明书   User Manual</div>		<div>适用设备/ Applicable devices</div> <div>1. 自身内置无线充电接收装置的设备(Iphone8、IphoneX、三星S8、S8 Edge等</div> <div>2. 预留无线充电触点，须安装接收线圈的设备(三星Note4、三星S5等)</div> <div>3. 须安装带有接收装置保护套的设备(iPhone6s/7、iPhone6s Plus/7Plus等)</div> <div>(注:接收装置需符合WPC Qi标准才能兼容)</div> <div>1. Devices built-in with wireless charging receiver (Iphone8, IphoneX, Samsung GalaxyS8, S8Edge etc.)</div> <div>2. Devices with reserved wireless charging contacts, shall be installedreceiver coil (Samsung Galaxy Note4, S5 etc.)</div> <div>3. Devices shall be installd case with receiver (iPhone 6s/7, iPhone 6sPlus/7 Plus etc.)</div> <div>(Note: Receiver shall be according with WPC Qi standard.)</div> <div>配件清单 / Standard accessories</div> <div>1. 无线充电器 / Wireless charger pad x1</div> <div>2. Micro USB充电线 / Micro USB charging cable x1</div> <div>3. 用户手册 / User manual x1</div>		<div>产品参数 / Product parameters</div> <div></div> <div>型号 / Model: Halo</div> <div>输入 / Input: 5V~1.5A 9V~1.6A</div> <div>输出 / Output: 5W/ 7.5W/ 10W</div> <div>传输距离 / Transmission distance: ≤6mm</div> <div>充电效率 / Charging efficiency: ≥75%</div> <div>执行标准 / Standard: Qi无线充电标准 / Qi wireless charging standard</div>		<div>摆放位置 / Phone placement</div> <div>把手机放在Halo无线充电板的中心位置，确保手机和无线充电板之间的距离不超过6mm。</div> <div>Place your mobile right in the middel on the Halo, ensure the distance between your mobile and Halo not more than 6 mm.</div> <div></div>		<div>为设备充电 / Charging your devices</div> <div>1. 将Halo连接到USB 墙充（当USB 墙充支持QC 2.0或QC 3.0快速充电时，Halo才可以给手机快速充电，否则仅提供5V / 1A输出）。</div> <div>2. 确保充电位置上无任何杂物。</div> <div>3. 将你的手机或者其他兼容设备放在Halo上（充电板和手机变热属于正常现象）。</div> <div>1. Connect Halo to the wall charger (The device will be only in fast charging mode while it's connected to the fast QC2.0 or QC3.0 wall charger, otherwise, it only gives 5V/1A output).</div> <div>2. Make sure there is no other objects on the device .</div> <div>3. Place your phone or other compatible devices on the Halo (If you feel the mobile and Halo getting hot when they are under charging, this is a normal status).</div> <div></div>	
支持Apple iPhone 8 和 iPhone x 7.5W快速充电。 Support Apple iPhone 8 and iPhone x 7.5W fast charging.		<div>充放电灯光状态 / Indicator</div> <div>1. 电源线接入Halo，Halo外围光圈强光慢闪三次，进入待机状态，LED熄灭。</div> <div>2. 给手机充电时，Halo外围光圈强光慢闪三次后，LED灯光亮度减弱，并且恒亮。</div> <div>3. 当手机处于充电状态时，Halo LED保持暗光，一旦移动设备充满电，LED熄灭。</div> <div>1. Connect the Halo to wall charger, LED is lit up and flashes 3 times, then enter standby mode and LED goes off.</div> <div>2. When put the mobile on the Halo, LED is lit up again and flashes 3 times, then dim down.</div> <div>3. The LED keep on in the low brightness when the mobile is under charging, once the mobile device is fully charged, the LED goes off.</div> <div></div>		<div>使用说明 / Instruction</div> <div>确认Halo上没有任何杂物（特别是金属物品）。</div> <div>确保Halo不会变得过热，如果过热，请取下手机；待Halo冷却后，请再次给手机充电。</div> <div>Halo变得过热时，可能会自动关机，待Halo冷却后，请再次给手机充电。</div> <div>Make sure there is no other objects on Halo (especially Metal material).</div> <div>Please check if the device is over-heated, if overheated, please remove the phone. It could happen the device is turned off automatically when it's over-heated, after it cools down, please try again.</div> <div>注意事项 / Attentions</div> <div>1. 请保持产品远离水和其他液体。</div> <div>2. 使用环境温度请保持在0~45℃。</div> <div>3. 请勿严重撞击、自行拆卸、修理、改造本产品。</div> <div>4. 请勿接触苯、稀释剂等化学药品。</div> <div>1. Keep the product away from water and other liquid.</div> <div>2. Using environment temperature is 0-45 C .</div> <div>3. Please do not seriously strike, disassemble, repair or reconstruct the device by yourself.</div> <div>4. Please do not touch chemical drugs such as benzene and diluents.</div>		<div>警告 / Forewarn</div> <div>This equipment has been tested and found to comply with the limits for a WPC device, pursuant to Part 18 of the FCC Rules. These limits are designed to provide reasonable protection against harmful interference in a residential installation.</div> <div>"CAUTION: Changes or modifications not expressly approved by the party responsible for compliance could void the user's authority to operate the product."</div> <div>"NOTE: This equipment has been tested and found to comply with the limits for a wireless power charger, pursuant to Part 18 of the FCC Rules. These limits are designed to provide reasonable protection against harmful interference in a residential installation. This equipment generates, uses and can radiate radio frequency energy and, if not installed and used in accordance with the instructions, may cause harmful interference to radio communications. However, there is no guarantee that interference will not occur in a particular installation. If this equipment does cause harmful interference to radio or television reception, which can be determined by turning the equipment off and on, the user is encouraged to try to correct the interference by one or more of the following measures:</div> <div>- Reorient or relocate the receiving antenna.</div> <div>- Increase the separation between the equipment and receiver.</div> <div>- Connect the equipment into an outlet on a circuit different from that to which the receiver is connected.</div> <div>- Consult the dealer or an experienced radio/TV technician for help."</div>		<div>Halo-说明书</div> <div>技术要求：</div> <div>工艺：(CMYK) 四色印刷 1C(白底黑字)</div> <div>尺寸：90×90mm</div> <div>材质：100G书纸</div> <div>折页：风琴折</div> <div>公差：±1mm</div>	

边框线和中间折线不需要印刷