



SGS-CSTC Standards Technical Services Co., Ltd. Guangzhou Branch

EMC-TRF-01 Rev 1.1

Report No.: GZCR230600056903

Page: 1 of 20

FCC ID: OJFDMRUG22325

TEST REPORT

Application No.: GZCR2306000569AT
Applicant: Corning Optical Communication LLC
Address of Applicant: 6 Concord Road, Shrewsbury, Massachusetts, United States
Manufacturer: Comba Network Systems Company Limited
Address of Manufacturer: No. 10 Shenzhou Road, Guangzhou Science City, Guangzhou 510663, Guangdong, P.R.China
Equipment Under Test (EUT):
EUT Name: Digital Medium-power Remote Unit
Model No.: dMRU-G2-2325
Trade Mark: Corning
Standard(s) : 47 CFR Part 2
47 CFR Part 20
47 CFR Part 27
Date of Receipt: 2023-06-08
Date of Test: 2023-06-15 to 2023-07-12
Date of Issue: 2023-07-17

Test Result:	Pass*
---------------------	--------------

* In the configuration tested, the EUT complied with the standards specified above.

Ricky Liu

Ricky Liu
Manager



SGS-CSTC Standards Technical Services Co., Ltd.
Guangzhou Branch Testing Center EEC Laboratory

Unless otherwise agreed in writing, this document is issued by the Company subject to its General Conditions of Service printed overleaf, available on request or accessible at <http://www.sgs.com/en/Terms-and-Conditions.aspx> and, for electronic format documents, subject to Terms and Conditions for Electronic Documents at <http://www.sgs.com/en/Terms-and-Conditions/Terms-e-Documents.aspx>. Attention is drawn to the limitation of liability, indemnification and jurisdiction issues defined therein. Any holder of this document is advised that information contained hereon reflects the Company's findings at the time of its intervention only and within the limits of Client's instructions, if any. The Company's sole responsibility is to its Client and this document does not exonerate parties to a transaction from exercising all their rights and obligations under the transaction documents. This document cannot be reproduced except in full, without prior written approval of the Company. Any unauthorized alteration, forgery or falsification of the content or appearance of this document is unlawful and offenders may be prosecuted to the fullest extent of the law. Unless otherwise stated the results shown in this test report refer only to the sample(s) tested and such sample(s) are retained for 30 days only.
Attention: To check the authenticity of testing / inspection report & certificate, please contact us at telephone: (86-755) 8307 1443, or email: CN.Doccheck@sgs.com

No. 198 Kezhu Road, Sciencetech Park, Guangzhou Economic & Technology Development District, Guangzhou, China 510663 t (86-20) 82155555 f (86-20) 82075058 www.sgsgroup.com.cn
中国·广州·经济技术开发区科学城科珠路198号 邮编: 510663 t (86-20) 82155555 f (86-20) 82075058 sgs.china@sgs.com

Revision Record			
Version	Chapter	Date	Remark
01	GZCR230600056903	2023-07-17	Original

Authorized for issue by:			
		Kevin Zhang	
		Kevin Zhang /Project Engineer	
		Jerry Chan	
		Jerry Chan /Reviewer	



Unless otherwise agreed in writing, this document is issued by the Company subject to its General Conditions of Service printed overleaf, available on request or accessible at <http://www.sgs.com/en/Terms-and-Conditions.aspx> and, for electronic format documents, subject to Terms and Conditions for Electronic Documents at <http://www.sgs.com/en/Terms-and-Conditions/Terms-e-Documents.aspx>. Attention is drawn to the limitation of liability, indemnification and jurisdiction issues defined therein. Any holder of this document is advised that information contained hereon reflects the Company's findings at the time of its intervention only and within the limits of Client's instructions, if any. The Company's sole responsibility is to its Client and this document does not exonerate parties to a transaction from exercising all their rights and obligations under the transaction documents. This document cannot be reproduced except in full, without prior written approval of the Company. Any unauthorized alteration, forgery or falsification of the content or appearance of this document is unlawful and offenders may be prosecuted to the fullest extent of the law. Unless otherwise stated the results shown in this test report refer only to the sample(s) tested and such sample(s) are retained for 30 days only.

Attention: To check the authenticity of testing /inspection report & certificate, please contact us at telephone: (86-755) 8307 1443, or email: CN.Doccheck@sgs.com

2 Test Summary

Item	Standard	Method	Requirement	Result
Out-of-band rejection	KDB935210 D05 v01r04	KDB935210 D05 v01r04 clause 3.3	KDB935210 D05 v01r04 clause 3.3	Pass
Input-versus-output signal comparison	47 CFR Part 2	KDB935210 D05 v01r04 clause 3.4	Part 2.1049	Pass
Mean output power and amplifier/booster gain	47 CFR Part 27	KDB935210 D05 v01r04 clause 3.5	Part 27.50(h)	Pass
Out-of-band/out-of-block(including intermodulation) emissions		KDB935210 D05 v01r04 clause 3.6	Part 27.53(m)	Pass
Conducted spurious emissions		KDB935210 D05 v01r04 clause 3.6	Part 27.53(m)	Pass
Frequency stability		47 CFR Part 2.1055 KDB935210 D05 v01r04 clause 3.7 ANSI C63.26-2015 Clause 5.6	Part 27.54	Pass
Radiated spurious emissions		KDB935210 D05 v01r04 clause 3.8 ANSI C63.26-2015 Clause 5.5	Part 27.53(m)	Pass

The EUT is a remote unit of DAS which can be capable of multi-band operation (details refer to clause 4.1 of this report). It receives base-station downlink via fiber-optic or coaxial cable from host unit, transmits via antenna to handset, and returns handset uplink via fiber-optic or coaxial cable to host unit.

Only test for BRS/EBS band downlink in this report.

Note:

E.U.T./ EUT means Equipment Under Test

Pass means the test result passed the test standard requirement, please find the detailed decision rule in the report relative section.



Unless otherwise agreed in writing, this document is issued by the Company subject to its General Conditions of Service printed overleaf, available on request or accessible at <http://www.sgs.com/en/Terms-and-Conditions.aspx> and, for electronic format documents, subject to Terms and Conditions for Electronic Documents at <http://www.sgs.com/en/Terms-and-Conditions/Terms-e-Documents.aspx>. Attention is drawn to the limitation of liability, indemnification and jurisdiction issues defined therein. Any holder of this document is advised that information contained hereon reflects the Company's findings at the time of its intervention only and within the limits of Client's instructions, if any. The Company's sole responsibility is to its Client and this document does not exonerate parties to a transaction from exercising all their rights and obligations under the transaction documents. This document cannot be reproduced except in full, without prior written approval of the Company. Any unauthorized alteration, forgery or falsification of the content or appearance of this document is unlawful and offenders may be prosecuted to the fullest extent of the law. Unless otherwise stated the results shown in this test report refer only to the sample(s) tested and such sample(s) are retained for 30 days only.

Attention: To check the authenticity of testing /inspection report & certificate, please contact us at telephone: (86-755) 8307 1443, or email: CN.Doccheck@sgs.com

3 Contents

	Page
1 Covers Page	1
2 Test Summary	3
3 Contents	4
4 General Information	6
4.1 Details of EUT	6
4.2 Description of Support Units	7
4.3 Test Environment	7
4.4 Measurement Uncertainty	7
4.5 Test Signals and Test Channels	8
4.6 Test Location	8
4.7 Test Facility	9
4.8 Deviation from Standards	9
4.9 Abnormalities from Standard Conditions	9
5 Equipment List	10
6 Radio Spectrum Matter Test Results	12
6.1 Out-of-band rejection	12
6.1.1 E.U.T. Operation	12
6.1.2 Test Setup	12
6.1.3 Measurement Record	12
6.2 Input versus output comparison	13
6.2.1 E.U.T. Operation	13
6.2.2 Test Setup	13
6.2.3 Measurement Record	13
6.3 Mean output power and amplifier/booster gain	14
6.3.1 E.U.T. Operation	14
6.3.2 Test Setup	14
6.3.3 Measurement Record	14
6.4 Out-of-band/out-of-block(including intermodulation) emissions	15
6.4.1 E.U.T. Operation	15
6.4.2 Test Setup	15
6.4.3 Measurement Record	15
6.5 Conducted Spurious emissions	16
6.5.1 E.U.T. Operation	16
6.5.2 Test Setup	16
6.5.3 Measurement Record	16
6.6 Frequency Stability	17
6.6.1 E.U.T. Operation	17
6.6.2 Test Setup	17
6.6.3 Measurement Record	17
6.7 Radiated Spurious emission	18
6.7.1 E.U.T. Operation	18



Unless otherwise agreed in writing, this document is issued by the Company subject to its General Conditions of Service printed overleaf, available on request or accessible at <http://www.sgs.com/en/Terms-and-Conditions.aspx> and, for electronic format documents, subject to Terms and Conditions for Electronic Documents at <http://www.sgs.com/en/Terms-and-Conditions/Terms-e-Documents.aspx>. Attention is drawn to the limitation of liability, indemnification and jurisdiction issues defined therein. Any holder of this document is advised that information contained hereon reflects the Company's findings at the time of its intervention only and within the limits of Client's instructions, if any. The Company's sole responsibility is to its Client and this document does not exonerate parties to a transaction from exercising all their rights and obligations under the transaction documents. This document cannot be reproduced except in full, without prior written approval of the Company. Any unauthorized alteration, forgery or falsification of the content or appearance of this document is unlawful and offenders may be prosecuted to the fullest extent of the law. Unless otherwise stated the results shown in this test report refer only to the sample(s) tested and such sample(s) are retained for 30 days only.

Attention: To check the authenticity of testing /inspection report & certificate, please contact us at telephone: (86-755) 8307 1443, or email: CN.Doccheck@sgs.com

SGS-CSTC Standards Technical Services Co., Ltd. Guangzhou Branch

EMC-TRF-01 Rev 1.1

Report No.: GZCR230600056903

Page: 5 of 20

6.7.2	Test Setup	18
6.7.3	Test procedure.....	19
6.7.4	Measurement Record	19
7	Test Setup Photographs	20
8	EUT Constructional Details (EUT Photos)	20



Unless otherwise agreed in writing, this document is issued by the Company subject to its General Conditions of Service printed overleaf, available on request or accessible at <http://www.sgs.com/en/Terms-and-Conditions.aspx> and, for electronic format documents, subject to Terms and Conditions for Electronic Documents at <http://www.sgs.com/en/Terms-and-Conditions/Terms-e-Documents.aspx>. Attention is drawn to the limitation of liability, indemnification and jurisdiction issues defined therein. Any holder of this document is advised that information contained hereon reflects the Company's findings at the time of its intervention only and within the limits of Client's instructions, if any. The Company's sole responsibility is to its Client and this document does not exonerate parties to a transaction from exercising all their rights and obligations under the transaction documents. This document cannot be reproduced except in full, without prior written approval of the Company. Any unauthorized alteration, forgery or falsification of the content or appearance of this document is unlawful and offenders may be prosecuted to the fullest extent of the law. Unless otherwise stated the results shown in this test report refer only to the sample(s) tested and such sample(s) are retained for 30 days only.

Attention: To check the authenticity of testing /inspection report & certificate, please contact us at telephone: (86-755) 8307 1443, or email: CN.Doccheck@sgs.com

SGS-CSTC Standards Technical Services Co., Ltd.
Guangzhou Branch Technical EEC Laboratory

No.198 Kezhu Road, Science Park, Guangzhou Economic & Technology Development District, Guangzhou, China 510663 t (86-20) 82155555 f (86-20) 82075058 www.sgsgroup.com.cn
中国·广州·经济技术开发区科学城科珠路198号 邮编: 510663 t (86-20) 82155555 f (86-20) 82075058 sgs.china@sgs.com

4 General Information

4.1 Details of EUT

Power Supply:	AC 100-240V, 50/60Hz	
Test Voltage:	AC 110V	
Cable:	AC mains (4m, unshielded)	
Operating Temperature:	-40 to +55 °C	
Operating Humidity:	≤95%	
Frequency Range:	WCS band	Uplink: 2305-2315MHz Downlink: 2350-2360MHz
	BRS/EBS band	Uplink: 2496-2690MHz Downlink: 2496-2690MHz
Support Technology:	LTE	
	5G NR	
Support Channel BW:	LTE	5MHz/10MHz
	(for WCS band)	
	LTE	5MHz/10MHz/20MHz
	(for BRS/EBS band)	
	5G NR	5MHz/10MHz
	(for WCS band)	
Interface:	5G NR	10MHz/20MHz/40MHz/50MHz/60MHz/80MHz/
	(for BRS/EBS band)	100MHz
	Antenna Port	2 (4.3-10 Female)
	CPRI Port	1 (SFP+)
Normal Output Power:	Debug Port	1 (RJ-45)
	37dBm for WCS band	
(per antenna port, downlink)	39dBm for BRS/EBS band	
Normal System Gain:	UL	-2dB
	DL	14dB for WCS band
		16dB for BRS/EBS band
EUT MIMO property:	2×2 MIMO	
Antenna Type:	External Dedicated Antenna	
Permission Antenna Gain:	10dBi or less	
Software Version:	V01.00.00.04	



Unless otherwise agreed in writing, this document is issued by the Company subject to its General Conditions of Service printed overleaf, available on request or accessible at <http://www.sgs.com/en/Terms-and-Conditions.aspx> and, for electronic format documents, subject to Terms and Conditions for Electronic Documents at <http://www.sgs.com/en/Terms-and-Conditions/Terms-e-Documents.aspx>. Attention is drawn to the limitation of liability, indemnification and jurisdiction issues defined therein. Any holder of this document is advised that information contained hereon reflects the Company's findings at the time of its intervention only and within the limits of Client's instructions, if any. The Company's sole responsibility is to its Client and this document does not exonerate parties to a transaction from exercising all their rights and obligations under the transaction documents. This document cannot be reproduced except in full, without prior written approval of the Company. Any unauthorized alteration, forgery or falsification of the content or appearance of this document is unlawful and offenders may be prosecuted to the fullest extent of the law. Unless otherwise stated the results shown in this test report refer only to the sample(s) tested and such sample(s) are retained for 30 days only.

Attention: To check the authenticity of testing /inspection report & certificate, please contact us at telephone: (86-755) 8307 1443, or email: CN.Doccheck@sgs.com

4.2 Description of Support Units

Description	Manufacturer	Model No.	Serial No.
Notebook	LENOVO	Lenovo Xiaoxinchao 5000	PF0TNMG8
RIU supplied by the client	Corning	RIU-G2-23	/
		RIU-G2-25	/
DCU supplied by the client		DCU-G2	/
DEU supplied by the client		DEU-G2	/
Mathced load and attenuator supplied by the client	/	/	/

4.3 Test Environment

Environment Parameter	Selected Values During Test	
Ralative Humidity	Ambient	
Value	Temperature (°C)	Voltage (V)
TNVN	Asmbient	AC 110
TLVL	-30	AC 93.5
TLVH	-30	AC 126.5
THVL	+50	AC 93.5
THVH	+50	AC 126.5

VN: Normal Voltage, TN: Normal Teperature

VL: Lower Extreme Voltege, VH: Higher Extreme Voltage

TL: Lower Extreme Teperature, TH: Higher Extreme Teperature

4.4 Measurement Uncertainty

No.	Item	Measurement Uncertainty
1	RF Output Power	±0.75dB
2	Transmitter unwanted emissions	±0.75dB
3	Radiated Spurious Emission	±5.06dB (30MHz-1GHz; 3m); ±4.46dB (30MHz-1GHz; 10m); ±5.08dB (1GHz-6GHz); ±5.14dB (6GHz-18GHz)
4	Occupied Channel Bandwidth	± 3%



Unless otherwise agreed in writing, this document is issued by the Company subject to its General Conditions of Service printed overleaf, available on request or accessible at <http://www.sgs.com/en/Terms-and-Conditions.aspx> and, for electronic format documents, subject to Terms and Conditions for Electronic Documents at <http://www.sgs.com/en/Terms-and-Conditions/Terms-e-Documents.aspx>. Attention is drawn to the limitation of liability, indemnification and jurisdiction issues defined therein. Any holder of this document is advised that information contained hereon reflects the Company's findings at the time of its intervention only and within the limits of Client's instructions, if any. The Company's sole responsibility is to its Client and this document does not exonerate parties to a transaction from exercising all their rights and obligations under the transaction documents. This document cannot be reproduced except in full, without prior written approval of the Company. Any unauthorized alteration, forgery or falsification of the content or appearance of this document is unlawful and offenders may be prosecuted to the fullest extent of the law. Unless otherwise stated the results shown in this test report refer only to the sample(s) tested and such sample(s) are retained for 30 days only.

Attention: To check the authenticity of testing /inspection report & certificate, please contact us at telephone: (86-755) 8307 1443, or email: CN.Doccheck@sgs.com

4.5 Test Signals and Test Channels

DL 2496-2690MHz			
Test Channel	Test Frequency (MHz)	Test Signal	Stimulus Condition
LCH	2498.5	4.1MHz AWGN	a single test signal
MCH	2593		
HCH	2687.5		
LCH	2498.5, 2503.5		two adjacent test signals
HCH	2682.5, 2687.5		
LCH	2546	100MHz AWGN	a single test signal
MCH	2593		
HCH	2640		
LCH	2546, 2646		two adjacent test signals
HCH	2540, 2640		
LCH	2496.4	GSM-TDMA	a single test signal
MCH	2593		
HCH	2689.6		
LCH	2496.4, 2496.8		two adjacent test signals
HCH	2689.2, 2689.6		

4.6 Test Location

All tests were performed at:

SGS-CSTC Standards Technical Services Co., Ltd., Guangzhou Branch EMC Laboratory,
198 Kezhu Road, Sciencetech Park, Guangzhou Economic & Technology Development District,
Guangzhou, China 510663

Tel: +86 20 82155555

Fax: +86 20 82075059

No tests were sub-contracted.



Unless otherwise agreed in writing, this document is issued by the Company subject to its General Conditions of Service printed overleaf, available on request or accessible at <http://www.sgs.com/en/Terms-and-Conditions.aspx> and, for electronic format documents, subject to Terms and Conditions for Electronic Documents at <http://www.sgs.com/en/Terms-and-Conditions/Terms-e-Documents.aspx>. Attention is drawn to the limitation of liability, indemnification and jurisdiction issues defined therein. Any holder of this document is advised that information contained hereon reflects the Company's findings at the time of its intervention only and within the limits of Client's instructions, if any. The Company's sole responsibility is to its Client and this document does not exonerate parties to a transaction from exercising all their rights and obligations under the transaction documents. This document cannot be reproduced except in full, without prior written approval of the Company. Any unauthorized alteration, forgery or falsification of the content or appearance of this document is unlawful and offenders may be prosecuted to the fullest extent of the law. Unless otherwise stated the results shown in this test report refer only to the sample(s) tested and such sample(s) are retained for 30 days only.

Attention: To check the authenticity of testing /inspection report & certificate, please contact us at telephone: (86-755) 8307 1443, or email: CN.Doccheck@sgs.com

4.7 Test Facility

The test facility is recognized, certified, or accredited by the following organizations:

● ACMA

SGS-CSTC Standards Technical Services Co., Ltd., EMC Laboratory can also perform testing for the Australian/New Zealand Regulatory Compliance Mark (RCM).

● SGS UK(Certificate No.: 32), SGS-TUV SAARLAND and SGS-FIMKO

Have approved SGS-CSTC Standards Technical Services Co., Ltd., EMC Laboratory as a supplier of EMC TESTING SERVICES and SAFETY TESTING SERVICES.

● FCC Recognized Accredited Test Firm(Registration No.: 486818)

SGS-CSTC Standards Technical Services Co., Ltd., EMC Laboratory has been accredited and fully described in a report filed with the (FCC) Federal Communications Commission. The acceptance letter from the FCC is maintained in our files. Designation Number: CN5016, Test Firm Registration Number: 486818.

● ISED (Registration No.: 4620B, CAB identifier: CN0052)

SGS-CSTC Standards Technical Services Co., Ltd., has been registered by Innovation Science and Economic Development Canada for Wireless Device Testing laboratories to test to Canadian radio equipment requirements. Registration No. 4620B, CAB identifier: CN0052.

● VCCI (Registration No.: R-12460, C-12584, G-20107 and T-11179)

The 10m Semi-anechoic chamber, 966 Anechoic Chamber and Shielded Room of SGS-CSTC Standards Technical Services Co., Ltd. have been registered in accordance with the Regulations for Voluntary Control Measures with Registration No.: R-12460, C-12584, G-20107 and T-11179 respectively.

● CBTL (Lab Code: TL129)

SGS-CSTC Standards Technical Services Co., Ltd., E&E Laboratory has been assessed and fully comply with the requirements of ISO/IEC 17025:2017, the Basic Rules, IECEE 01 and Rules of procedure IECEE 02, and the relevant IECEE CB-Scheme Operational documents.

4.8 Deviation from Standards

None

4.9 Abnormalities from Standard Conditions

None



Unless otherwise agreed in writing, this document is issued by the Company subject to its General Conditions of Service printed overleaf, available on request or accessible at <http://www.sgs.com/en/Terms-and-Conditions.aspx> and, for electronic format documents, subject to Terms and Conditions for Electronic Documents at <http://www.sgs.com/en/Terms-and-Conditions/Terms-e-Document.aspx>. Attention is drawn to the limitation of liability, indemnification and jurisdiction issues defined therein. Any holder of this document is advised that information contained hereon reflects the Company's findings at the time of its intervention only and within the limits of Client's instructions, if any. The Company's sole responsibility is to its Client and this document does not exonerate parties to a transaction from exercising all their rights and obligations under the transaction documents. This document cannot be reproduced except in full, without prior written approval of the Company. Any unauthorized alteration, forgery or falsification of the content or appearance of this document is unlawful and offenders may be prosecuted to the fullest extent of the law. Unless otherwise stated the results shown in this test report refer only to the sample(s) tested and such sample(s) are retained for 30 days only.

Attention: To check the authenticity of testing /inspection report & certificate, please contact us at telephone: (86-755) 8307 1443, or email: CN.Doccheck@sgs.com

5 Equipment List

Conducted test equipment

Equipment	Manufacturer	Model No	Inventory No	Cal Date	Cal Due Date
Temperature Chamber	GZ GongWen Co.Ltd.	GDJW-100	EMC0039	2023-06-29	2024-06-28
MI CABLE	SGS-EMC	0.8M	EMC2137	2021-11-02	2023-11-01
MI CABLE	SGS-EMC	0.8M	EMC2136	2021-11-02	2023-11-01
EXA Signal Analyzer (10Hz-44GHz)	Keysight	N9010A	EMC2138	2022-09-08	2023-09-07
MXA Signal Analyzer (10Hz-50GHz)	KEYSIGHT	N9020B	SEM004-24	2023-03-20	2024-03-19
4X4 Power Sensor Unit	TST	TSPS2023R	EMC2257	2022-09-08	2023-09-07
Test Software	TST	V2.0	GZE100-78	N/A	N/A
ESG vector signal generator (250kHz-6GHz)	Agilent Technologies	E4438C	SEM006-03	2023-02-20	2024-02-19

Radiated Emissions (30MHz-1GHz)

Equipment	Manufacturer	Model No	Inventory No	Cal Date	Cal Due Date
10m Semi-Anechoic Chamber	ETS	N/A	EMC0530	2022-10-16	2025-10-15
Chamber cable	HangTianXing	N/A	EMC0542	2022-08-24	2023-08-23
Amplifier (9kHz-1.3GHz)	HP	8447F	EMC2065	2023-06-14	2024-06-13
EMI Test Receiver (1Hz- 8GHz)	Rohde & Schwarz	ESW8	EMC2220	2023-05-19	2024-05-18
Test Software E3	Audix	Ver.6.120110a	GZE100-61	N/A	N/A
Trilog Broadband Antenna (25MHz-1GHz)	SCHWARZBECK MESS-ELEKTRONIK	VULB 9168	EMC2174	2022-06-19	2025-06-18
TRILOG Broadband Antenna (25M-2GHz)	SCHWARZBECK	VULB 9168	SEM003-18	2022-03-03	2025-03-02
EMI Test Receiver (1Hz- 8GHz)	Rohde & Schwarz	ESW8	EMC2220	2023-05-19	2024-05-18



Unless otherwise agreed in writing, this document is issued by the Company subject to its General Conditions of Service printed overleaf, available on request or accessible at <http://www.sgs.com/en/Terms-and-Conditions.aspx> and, for electronic format documents, subject to Terms and Conditions for Electronic Documents at <http://www.sgs.com/en/Terms-and-Conditions/Terms-e-Document.aspx>. Attention is drawn to the limitation of liability, indemnification and jurisdiction issues defined therein. Any holder of this document is advised that information contained hereon reflects the Company's findings at the time of its intervention only and within the limits of Client's instructions, if any. The Company's sole responsibility is to its Client and this document does not exonerate parties to a transaction from exercising all their rights and obligations under the transaction documents. This document cannot be reproduced except in full, without prior written approval of the Company. Any unauthorized alteration, forgery or falsification of the content or appearance of this document is unlawful and offenders may be prosecuted to the fullest extent of the law. Unless otherwise stated the results shown in this test report refer only to the sample(s) tested and such sample(s) are retained for 30 days only.

Attention: To check the authenticity of testing /inspection report & certificate, please contact us at telephone: (86-755) 8307 1443, or email: CN.Doccheck@sgs.com

Radiated test equipment (above 1GHz)					
Equipment	Manufacturer	Model No	Inventory No	Cal Date	Cal Due Date
1GHz-26.5 GHz Pre-Amplifier	Agilent	8449B	EMC0521	2022-12-16	2023-12-15
Microwave Broadband Preamplifier (18-40GHz)	SCHWARZBECK	BBV 9721	EMC2172	2022-08-24	2023-08-23
EMI Test Receiver (10Hz-26.5GHz)	Rohde & Schwarz	ESIB26	EMC0522	2022-12-16	2023-12-15
EXA Signal Analyzer (10Hz-44GHz)	Keysight	N9010A	EMC2138	2022-09-08	2023-09-07
Chamber cable (Above 1GHz)	Scoflex	KMKM-8.0m	EMC0545	2022-08-24	2024-08-23
Chamber Cable (Below 1GHz)	Scoflex	KMKM-8.0m	EMC0546	2022-08-24	2024-08-23
Trilog Broadband Antenna (25MHz-1GHz)	SCHWARZBECK	VULB 9160	EMC2025	2022-09-07	2023-09-06
Horn Antenna (1GHz-18GHz)	SCHWARZBECK MESS-ELEKTRONIK	BBHA 9120D	EMC2026	2022-09-21	2025-09-20
Horn Antenna 1-18GHz	SCHWARZBECK MESS-ELEKTRONIK	BBHA 9120D	EMC2251	2022-02-02	2025-08-01
Horn Antenna (14-40GHz)	SCHWARZBECK	BBHA 9170	EMC2041	2023-06-18	2026-06-17
Broad-Band Horn Antenna (15-40GHz)	Schwarzbeck	BBHA 9170	SEM003-15	2021-7-11	2024-7-10
966 Anechoic Chamber	C.R.T	9m x 6m x 6m	EMC2142	2020-12-20	2023-12-19
Test Software E3	Audix	Ver.6.120110a	GZE100-61	N/A	N/A



Unless otherwise agreed in writing, this document is issued by the Company subject to its General Conditions of Service printed overleaf, available on request or accessible at <http://www.sgs.com/en/Terms-and-Conditions.aspx> and, for electronic format documents, subject to Terms and Conditions for Electronic Documents at <http://www.sgs.com/en/Terms-and-Conditions/Terms-e-Documents.aspx>. Attention is drawn to the limitation of liability, indemnification and jurisdiction issues defined therein. Any holder of this document is advised that information contained hereon reflects the Company's findings at the time of its intervention only and within the limits of Client's instructions, if any. The Company's sole responsibility is to its Client and this document does not exonerate parties to a transaction from exercising all their rights and obligations under the transaction documents. This document cannot be reproduced except in full, without prior written approval of the Company. Any unauthorized alteration, forgery or falsification of the content or appearance of this document is unlawful and offenders may be prosecuted to the fullest extent of the law. Unless otherwise stated the results shown in this test report refer only to the sample(s) tested and such sample(s) are retained for 30 days only.

Attention: To check the authenticity of testing /inspection report & certificate, please contact us at telephone: (86-755) 8307 1443, or email: CN.Doccheck@sgs.com

6 Radio Spectrum Matter Test Results

6.1 Out-of-band rejection

Test Requirement: KDB 935210 D05 clause 3.3

Test Method: KDB 935210 D05 clause 3.3

Limit: Within the passband

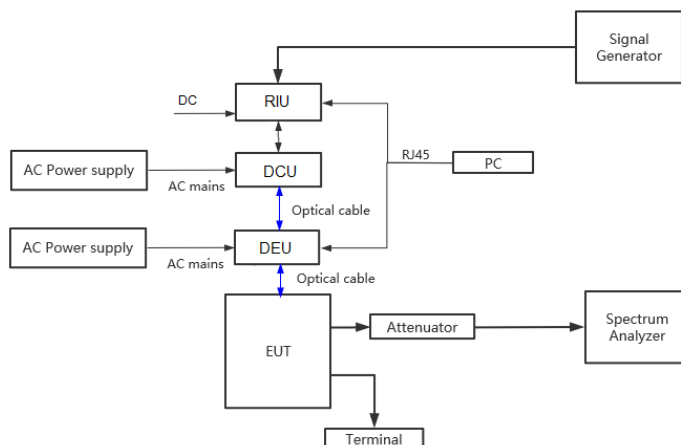
6.1.1 E.U.T. Operation

Operating Environment:

Temperature: 23.7 °C Humidity: 58 % RH Atmospheric Pressure: 1010 mbar

EUT Operation: Drive the EUT to the maximum output power at maximum gain.

6.1.2 Test Setup



6.1.3 Measurement Record

Please refer to Appendix - Test Data and Result for report GZCR230600056903.



Unless otherwise agreed in writing, this document is issued by the Company subject to its General Conditions of Service printed overleaf, available on request or accessible at <http://www.sgs.com/en/Terms-and-Conditions.aspx> and, for electronic format documents, subject to Terms and Conditions for Electronic Documents at <http://www.sgs.com/en/Terms-and-Conditions/Terms-e-Documents.aspx>. Attention is drawn to the limitation of liability, indemnification and jurisdiction issues defined therein. Any holder of this document is advised that information contained hereon reflects the Company's findings at the time of its intervention only and within the limits of Client's instructions, if any. The Company's sole responsibility is to its Client and this document does not exonerate parties to a transaction from exercising all their rights and obligations under the transaction documents. This document cannot be reproduced except in full, without prior written approval of the Company. Any unauthorized alteration, forgery or falsification of the content or appearance of this document is unlawful and offenders may be prosecuted to the fullest extent of the law. Unless otherwise stated the results shown in this test report refer only to the sample(s) tested and such sample(s) are retained for 30 days only.

Attention: To check the authenticity of testing /inspection report & certificate, please contact us at telephone: (86-755) 8307 1443, or email: CN.Doccheck@sgs.com

SGS-CSTC Standards Technical Services Co., Ltd.
Guangzhou Branch Technical EEC Laboratory

No.198 Kezhu Road, Science Park, Guangzhou Economic & Technology Development District, Guangzhou, China 510663 t (86-20) 82155555 f (86-20) 82075058 www.sgs.com.cn
中国·广州·经济技术开发区科学城科珠路198号 邮编: 510663 t (86-20) 82155555 f (86-20) 82075058 sgs.china@sgs.com

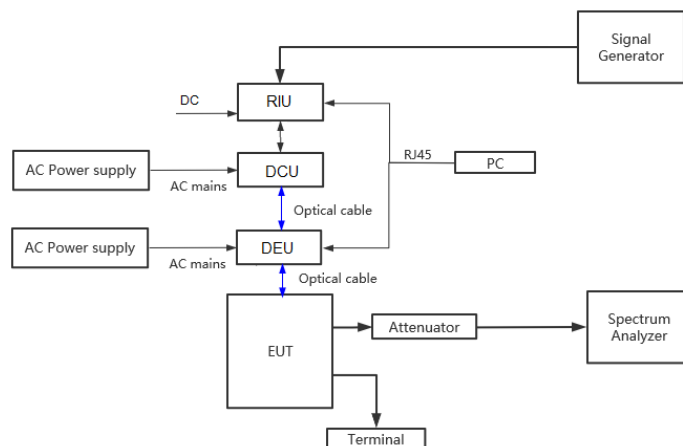
6.2 Input versus output comparison

Test Requirement: 47 CFR Part 2.1049
 Test Method: KDB 935210 D05 clause 3.4
 Limit: The spectral plots of the output signal and the input signal are similar (in passband and rolloff characteristic features and relative spectral locations).

6.2.1 E.U.T. Operation

Operating Environment:
 Temperature: 23.7 °C Humidity: 58 % RH Atmospheric Pressure: 1010 mbar
 EUT Operation: Drive the EUT to the maximum output power at maximum gain.

6.2.2 Test Setup



6.2.3 Measurement Record

Please refer to Appendix - Test Data and Result for report GZCR230600056903.



Unless otherwise agreed in writing, this document is issued by the Company subject to its General Conditions of Service printed overleaf, available on request or accessible at <http://www.sgs.com/en/Terms-and-Conditions.aspx> and, for electronic format documents, subject to Terms and Conditions for Electronic Documents at <http://www.sgs.com/en/Terms-and-Conditions/Terms-e-Documents.aspx>. Attention is drawn to the limitation of liability, indemnification and jurisdiction issues defined therein. Any holder of this document is advised that information contained hereon reflects the Company's findings at the time of its intervention only and within the limits of Client's instructions, if any. The Company's sole responsibility is to its Client and this document does not exonerate parties to a transaction from exercising all their rights and obligations under the transaction documents. This document cannot be reproduced except in full, without prior written approval of the Company. Any unauthorized alteration, forgery or falsification of the content or appearance of this document is unlawful and offenders may be prosecuted to the fullest extent of the law. Unless otherwise stated the results shown in this test report refer only to the sample(s) tested and such sample(s) are retained for 30 days only.
 Attention: To check the authenticity of testing / inspection report & certificate, please contact us at telephone: (86-755) 8307 1443, or email: CN.Doccheck@sgs.com

6.3 Mean output power and amplifier/booster gain

Test Requirement: 47 CFR Part 27.50(h)

Test Method: KDB 935210 D05 clause 3.5

Limit:

For main or booster station sectorizes or otherwise uses one or more transmitting antennas with a non-omnidirectional horizontal plane radiation pattern:

$EIRP \leq 33dBW + 10lg(X/Y) dBW + 10lg(360/beamwidth) dBW$.

For other main or booster:

$EIRP \leq 33dBW + 10lg(X/Y) dBW$

where X is the actual channel width in MHz and Y is either 6 MHz if prior to transition or the station is in the MBS following transition or 5.5 MHz if the station is in the LBS and UBS following transition.

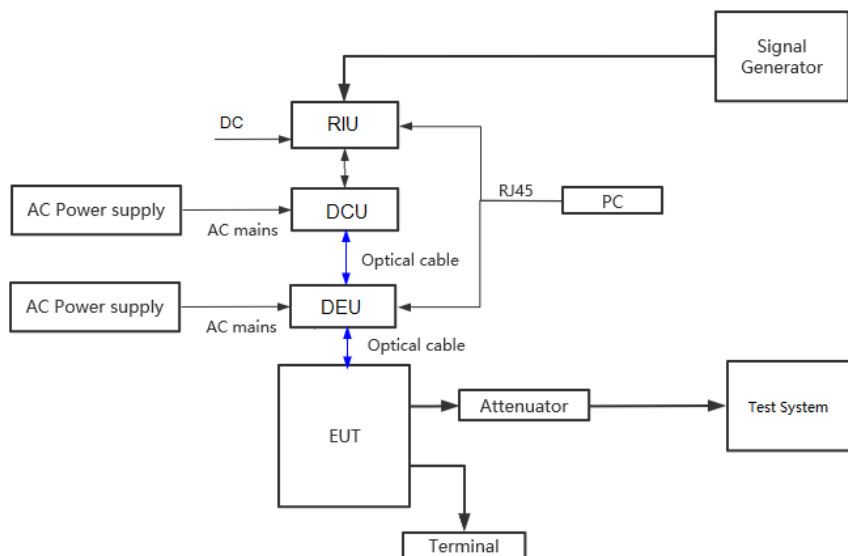
6.3.1 E.U.T. Operation

Operating Environment:

Temperature: 23.7 °C Humidity: 58 % RH Atmospheric Pressure: 1010 mbar

EUT Operation: Drive the EUT to the maximum output power at maximum gain.

6.3.2 Test Setup



6.3.3 Measurement Record

Please refer to Appendix - Test Data and Result for report GZCR230600056903.



Unless otherwise agreed in writing, this document is issued by the Company subject to its General Conditions of Service printed overleaf, available on request or accessible at <http://www.sgs.com/en/Terms-and-Conditions.aspx> and, for electronic format documents, subject to Terms and Conditions for Electronic Documents at <http://www.sgs.com/en/Terms-and-Conditions/Terms-e-Documents.aspx>. Attention is drawn to the limitation of liability, indemnification and jurisdiction issues defined therein. Any holder of this document is advised that information contained hereon reflects the Company's findings at the time of its intervention only and within the limits of Client's instructions, if any. The Company's sole responsibility is to its Client and this document does not exonerate parties to a transaction from exercising all their rights and obligations under the transaction documents. This document cannot be reproduced except in full, without prior written approval of the Company. Any unauthorized alteration, forgery or falsification of the content or appearance of this document is unlawful and offenders may be prosecuted to the fullest extent of the law. Unless otherwise stated the results shown in this test report refer only to the sample(s) tested and such sample(s) are retained for 30 days only.

Attention: To check the authenticity of testing / inspection report & certificate, please contact us at telephone: (86-755) 8307 1443, or email: CN.Doccheck@sgs.com

6.4 Out-of-band/out-of-block(including intermodulation) emissions

Test Requirement: 47 CFR Part 27.53(m)

Test Method: KDB 935210 D05 clause 3.6

Limit: For digital base stations, the attenuation shall be not less than $43 + 10 \log (P)$ dB, unless a documented interference complaint is received from an adjacent channel licensee with an overlapping Geographic Service Area.

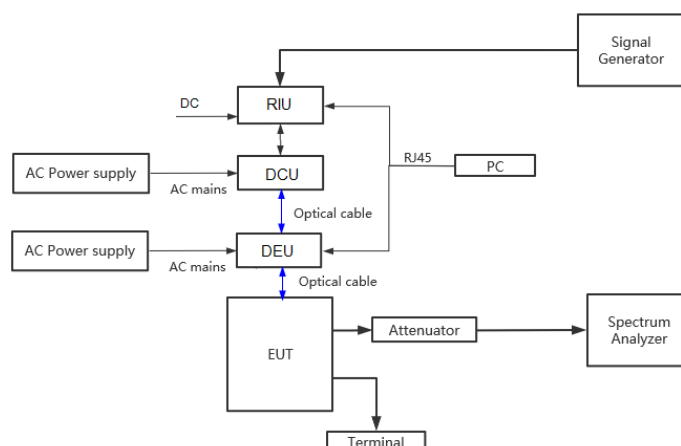
6.4.1 E.U.T. Operation

Operating Environment:

Temperature: 23.7 °C Humidity: 58 % RH Atmospheric Pressure: 1010 mbar

EUT Operation: Drive the EUT to the maximum output power at maximum gain.

6.4.2 Test Setup



6.4.3 Measurement Record

Please refer to Appendix - Test Data and Result for report GZCR230600056903.



Unless otherwise agreed in writing, this document is issued by the Company subject to its General Conditions of Service printed overleaf, available on request or accessible at <http://www.sgs.com/en/Terms-and-Conditions.aspx> and, for electronic format documents, subject to Terms and Conditions for Electronic Documents at <http://www.sgs.com/en/Terms-and-Conditions/Terms-e-Document.aspx>. Attention is drawn to the limitation of liability, indemnification and jurisdiction issues defined therein. Any holder of this document is advised that information contained hereon reflects the Company's findings at the time of its intervention only and within the limits of Client's instructions, if any. The Company's sole responsibility is to its Client and this document does not exonerate parties to a transaction from exercising all their rights and obligations under the transaction documents. This document cannot be reproduced except in full, without prior written approval of the Company. Any unauthorized alteration, forgery or falsification of the content or appearance of this document is unlawful and offenders may be prosecuted to the fullest extent of the law. Unless otherwise stated the results shown in this test report refer only to the sample(s) tested and such sample(s) are retained for 30 days only.

Attention: To check the authenticity of testing /inspection report & certificate, please contact us at telephone: (86-755) 8307 1443, or email: CN.Doccheck@sgs.com

SGS-CSTC Standards Technical Services Co., Ltd.
Guangzhou Branch Technical EEC Laboratory

No.198 Kezhu Road, Science Park, Guangzhou Economic & Technology Development District, Guangzhou, China 510663 t (86-20) 82155555 f (86-20) 82075058 www.sgsgroup.com.cn
中国·广州·经济技术开发区科学城科珠路198号 邮编: 510663 t (86-20) 82155555 f (86-20) 82075058 sgs.china@sgs.com

6.5 Conducted Spurious emissions

Test Requirement: 47 CFR Part 27.53(a)

Test Method: KDB 935210 D05 clause 3.6

Limit: For digital base stations, the attenuation shall be not less than $43 + 10 \log (P)$ dB, unless a documented interference complaint is received from an adjacent channel licensee with an overlapping Geographic Service Area.

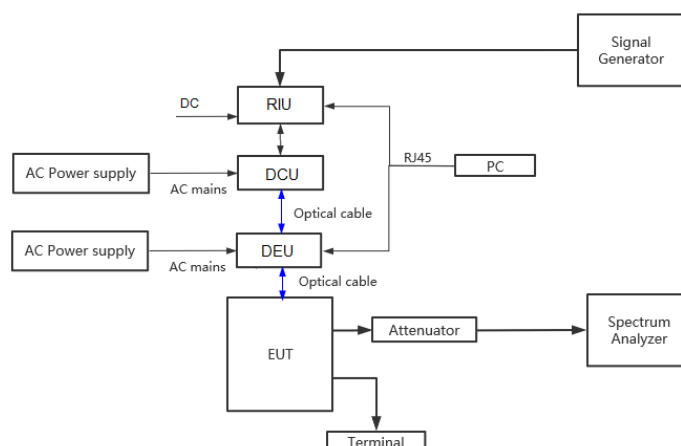
6.5.1 E.U.T. Operation

Operating Environment:

Temperature: 23.7 °C Humidity: 58 % RH Atmospheric Pressure: 1010 mbar

EUT Operation: Drive the EUT to the maximum output power at maximum gain.

6.5.2 Test Setup



6.5.3 Measurement Record

Please refer to Appendix - Test Data and Result for report GZCR230600056903.



Unless otherwise agreed in writing, this document is issued by the Company subject to its General Conditions of Service printed overleaf, available on request or accessible at <http://www.sgs.com/en/Terms-and-Conditions.aspx> and, for electronic format documents, subject to Terms and Conditions for Electronic Documents at <http://www.sgs.com/en/Terms-and-Conditions/Terms-e-Document.aspx>. Attention is drawn to the limitation of liability, indemnification and jurisdiction issues defined therein. Any holder of this document is advised that information contained hereon reflects the Company's findings at the time of its intervention only and within the limits of Client's instructions, if any. The Company's sole responsibility is to its Client and this document does not exonerate parties to a transaction from exercising all their rights and obligations under the transaction documents. This document cannot be reproduced except in full, without prior written approval of the Company. Any unauthorized alteration, forgery or falsification of the content or appearance of this document is unlawful and offenders may be prosecuted to the fullest extent of the law. Unless otherwise stated the results shown in this test report refer only to the sample(s) tested and such sample(s) are retained for 30 days only.

Attention: To check the authenticity of testing /inspection report & certificate, please contact us at telephone: (86-755) 8307 1443, or email: CN.Doccheck@sgs.com

SGS-CSTC Standards Technical Services Co., Ltd.
Guangzhou Branch Technical EMC Laboratory

No.198 Kezhu Road, Science Park, Guangzhou Economic & Technology Development District, Guangzhou, China 510663 t (86-20) 82155555 f (86-20) 82075058 www.sgsgroup.com.cn
中国·广州·经济技术开发区科学城科珠路198号 邮编: 510663 t (86-20) 82155555 f (86-20) 82075058 sgs.china@sgs.com

6.6 Frequency Stability

Test Requirement: 47 CFR Part 27.54

Test Method: 47 CFR Part 2.1055
KDB 935210 D05 clause 3.7
ANSI C63.26-2015 clause 5.6

Limit: The frequency stability shall be sufficient to ensure that the fundamental emissions stay within the authorized bands of operation.

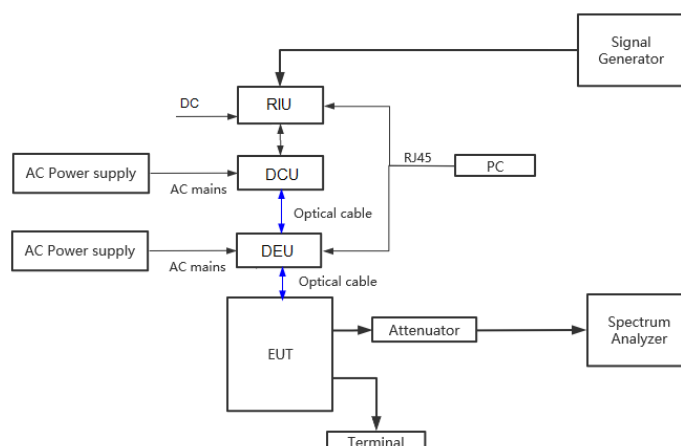
6.6.1 E.U.T. Operation

Operating Environment:

Temperature: 23.7 °C Humidity: 58 % RH Atmospheric Pressure: 1010 mbar

EUT Operation: Drive the EUT to the maximum output power at maximum gain.

6.6.2 Test Setup



6.6.3 Measurement Record

Please refer to Appendix - Test Data and Result for report GZCR230600056903.



Unless otherwise agreed in writing, this document is issued by the Company subject to its General Conditions of Service printed overleaf, available on request or accessible at <http://www.sgs.com/en/Terms-and-Conditions.aspx> and, for electronic format documents, subject to Terms and Conditions for Electronic Documents at <http://www.sgs.com/en/Terms-and-Conditions/Terms-e-Documents.aspx>. Attention is drawn to the limitation of liability, indemnification and jurisdiction issues defined therein. Any holder of this document is advised that information contained hereon reflects the Company's findings at the time of its intervention only and within the limits of Client's instructions, if any. The Company's sole responsibility is to its Client and this document does not exonerate parties to a transaction from exercising all their rights and obligations under the transaction documents. This document cannot be reproduced except in full, without prior written approval of the Company. Any unauthorized alteration, forgery or falsification of the content or appearance of this document is unlawful and offenders may be prosecuted to the fullest extent of the law. Unless otherwise stated the results shown in this test report refer only to the sample(s) tested and such sample(s) are retained for 30 days only.

Attention: To check the authenticity of testing /inspection report & certificate, please contact us at telephone: (86-755) 8307 1443, or email: CN.Doccheck@sgs.com
 No.198 Kezhu Road, Science Park, Guangzhou Economic & Technology Development District, Guangzhou, China 510663 t (86-20) 82155555 f (86-20) 82075058 www.sgsgroup.com.cn
 中国·广州·经济技术开发区科学城科珠路198号 邮编: 510663 t (86-20) 82155555 f (86-20) 82075058 sgs.china@sgs.com

6.7 Radiated Spurious emission

Test Requirement: 47 CFR Part 27.53(a)

Test Method: KDB 935210 D05 clause 3.8
ANSI C63.26-2015 clause 5.5

Limit: For digital base stations, the attenuation shall be not less than $43 + 10 \log(P)$ dB, unless a documented interference complaint is received from an adjacent channel licensee with an overlapping Geographic Service Area.

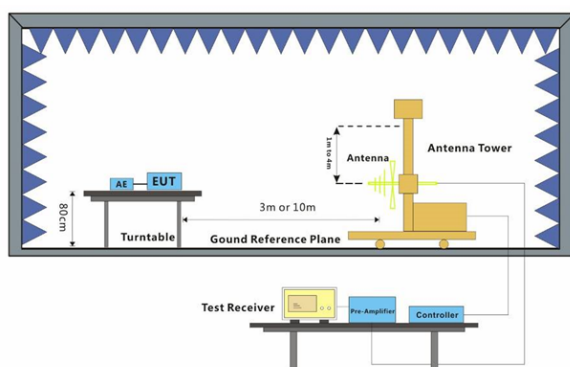
6.7.1 E.U.T. Operation

Operating Environment:

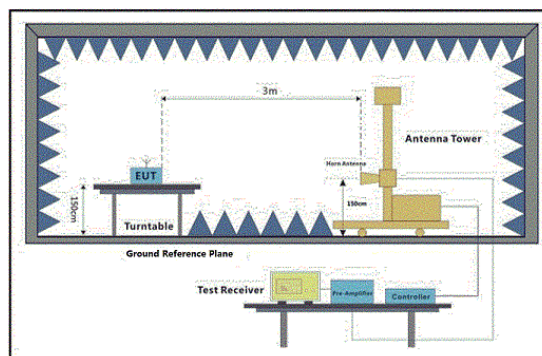
Temperature: 24.7 °C Humidity: 55 % RH Atmospheric Pressure: 1006 mbar

EUT Operation: Drive the EUT to the maximum output power at maximum gain.

6.7.2 Test Setup



below 1GHz



above 1GHz



Unless otherwise agreed in writing, this document is issued by the Company subject to its General Conditions of Service printed overleaf, available on request or accessible at <http://www.sgs.com/en/Terms-and-Conditions.aspx> and, for electronic format documents, subject to Terms and Conditions for Electronic Documents at <http://www.sgs.com/en/Terms-and-Conditions/Terms-e-Documents.aspx>. Attention is drawn to the limitation of liability, indemnification and jurisdiction issues defined therein. Any holder of this document is advised that information contained hereon reflects the Company's findings at the time of its intervention only and within the limits of Client's instructions, if any. The Company's sole responsibility is to its Client and this document does not exonerate parties to a transaction from exercising all their rights and obligations under the transaction documents. This document cannot be reproduced except in full, without prior written approval of the Company. Any unauthorized alteration, forgery or falsification of the content or appearance of this document is unlawful and offenders may be prosecuted to the fullest extent of the law. Unless otherwise stated the results shown in this test report refer only to the sample(s) tested and such sample(s) are retained for 30 days only.

Attention: To check the authenticity of testing /inspection report & certificate, please contact us at telephone: (86-755) 8307 1443, or email: CN.Doccheck@sgs.com

6.7.3 Test procedure

1. Scan from 30MHz to 40GHz, find the maximum radiation frequency to measure.
2. The technique used to find the Spurious Emissions of the transmitter was the antenna substitution method. Substitution method was performed to determine the actual ERP/EIRP emission levels of the EUT.

Below 1GHz test procedure as below:

- 1) The EUT was powered on and placed on a table in the chamber. The antenna of the transmitter was extended to its maximum length. modulation mode and the measuring receiver shall be tuned to the frequency of the transmitter under test.
- 2) Rotating through 360° the turntable. After the fundamental emission was maximized, a field strength measurement was made.
- 3) Steps 1) and 2) were performed with the EUT and the receive antenna in both vertical and horizontal polarization.
- 4) The transmitter was then removed and replaced with another antenna. The center of the antenna was approximately at the same location as the center of the transmitter.
- 5) A signal at the disturbance was fed to the substitution antenna by means of a non-radiating cable. With both the substitution and the receive antennas horizontally polarized, the receive antenna was raised and lowered to obtain a maximum reading at the test receiver. The level of the signal generator was adjusted until the measured field strength level in step 2) is obtained for this set of conditions.
- 6) The output power into the substitution antenna was then measured.
- 7) Steps 5) and 6)were repeated with both antennas vertically polarized.
- 8) Calculate power in dBm by the following formula:

Level (dBm) = Read Level (dBm) + Correction Factor (dB)

Above 1GHz test procedure as below:

- 1) Different between above is the test site, change from Semi- Anechoic Chamber to fully Anechoic Chamber.
- 2) Calculate power in dBm by the following formula:
Level (dBm) = Read Level (dBm) + Correction Factor (dB)

6.7.4 Measurement Record

Please refer to Appendix - Test Data and Result for report GZCR230600056903.



Unless otherwise agreed in writing, this document is issued by the Company subject to its General Conditions of Service printed overleaf, available on request or accessible at <http://www.sgs.com/en/Terms-and-Conditions.aspx> and, for electronic format documents, subject to Terms and Conditions for Electronic Documents at <http://www.sgs.com/en/Terms-and-Conditions/Terms-e-Documents.aspx>. Attention is drawn to the limitation of liability, indemnification and jurisdiction issues defined therein. Any holder of this document is advised that information contained hereon reflects the Company's findings at the time of its intervention only and within the limits of Client's instructions, if any. The Company's sole responsibility is to its Client and this document does not exonerate parties to a transaction from exercising all their rights and obligations under the transaction documents. This document cannot be reproduced except in full, without prior written approval of the Company. Any unauthorized alteration, forgery or falsification of the content or appearance of this document is unlawful and offenders may be prosecuted to the fullest extent of the law. Unless otherwise stated the results shown in this test report refer only to the sample(s) tested and such sample(s) are retained for 30 days only.

Attention: To check the authenticity of testing /inspection report & certificate, please contact us at telephone: (86-755) 8307 1443, or email: CN.Doccheck@sgs.com

7 Test Setup Photographs

Refer to Appendix - Test Setup Photos for GZCR2306000569AT.

8 EUT Constructional Details (EUT Photos)

Refer to Appendix - External and Internal Photos for GZCR2306000569AT.

- End of the Report -



Unless otherwise agreed in writing, this document is issued by the Company subject to its General Conditions of Service printed overleaf, available on request or accessible at <http://www.sgs.com/en/Terms-and-Conditions.aspx> and, for electronic format documents, subject to Terms and Conditions for Electronic Documents at <http://www.sgs.com/en/Terms-and-Conditions/Terms-e-Document.aspx>. Attention is drawn to the limitation of liability, indemnification and jurisdiction issues defined therein. Any holder of this document is advised that information contained hereon reflects the Company's findings at the time of its intervention only and within the limits of Client's instructions, if any. The Company's sole responsibility is to its Client and this document does not exonerate parties to a transaction from exercising all their rights and obligations under the transaction documents. This document cannot be reproduced except in full, without prior written approval of the Company. Any unauthorized alteration, forgery or falsification of the content or appearance of this document is unlawful and offenders may be prosecuted to the fullest extent of the law. Unless otherwise stated the results shown in this test report refer only to the sample(s) tested and such sample(s) are retained for 30 days only.

Attention: To check the authenticity of testing / inspection report & certificate, please contact us at telephone: (86-755) 8307 1443, or email: CN.Doccheck@sgs.com