

## 7.10 Test Setup (Photographs)

### 7.10.1 AC Powerline Conducted Emission




– Front View –



– Side View –

Photograph present configuration with maximum emission


**7.10.2 Radiated Emission**

– Front View –




– Rear View –


Photograph present configuration with maximum emission



– X axis –



– Y axis –



-Z axis-