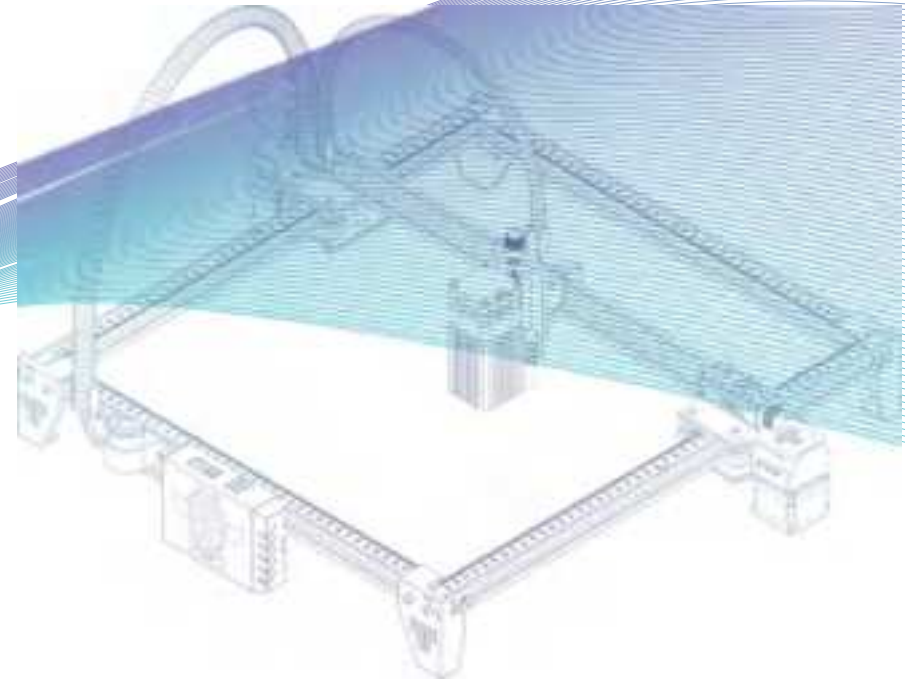


PRODUCT MANUAL

BURN DOWN ETERNITY

Laser engraver



TEL: +0086-0755-23987110

Http: www.twotrees3d.com

E-mail: service@twotrees3d.com


Facebook: <https://www.facebook.com/twotrees3d>

Address: Room 402, Building 11, No.9 Qilin Road, Nankeng Community,
Bantian Street, Longgang District, Shenzhen, Guangdong, China, 518000

TTS memory card short chain: <https://bit.ly/3yQAJyt>

Youtube channel short link: <https://reurl.cc/VjQa1n>

Note: The picture is for reference only, the actual product shall prevail



TEST BEFORE USE

1. Turn on the machine, and connect it to the computer.

2. Movement test:

Control the machine to move up, down, left and right on the software, to check whether the direction and distance are right.(Fig. A01)

3. Laser emission test:

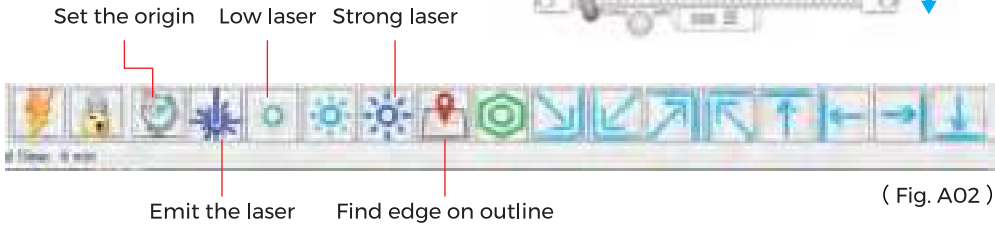
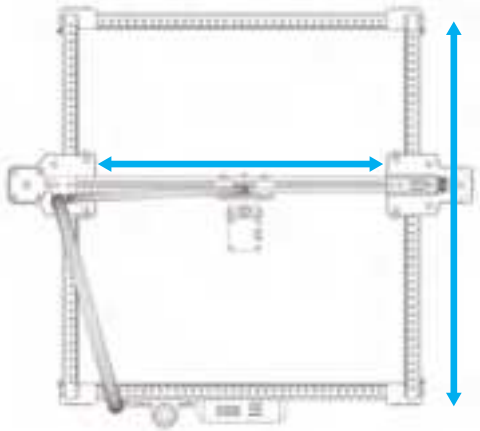
Software import custom icons, then click to sent out laser(weak laser). Wear goggles and observe whether the laser module emits blue light. (Fig. A02)

4. Test the files in the TF card:

Note: laser will generate heat and glare, which may cause harm. Please follow the instructions to avoid injury.



(Fig. A01)



(Fig. A02)

AFTER-SALES SERVICE

The guarantee period is 12 months from the date of purchase.

1. Missing/Damaged/Defective Parts

Within 7 days of the date of receipt, we will replace any parts for free of charge including shipping fees.

After 7 days of the date of receipt, we will replace any parts for free of charge. But you need to pay the shipping fees.

2. Customer Damaged Parts: You need to pay for the cost of the parts and the shipping fees.

3. Courier company loss, missing, damaged, and defective parts.

a. Lost or damaged shipments must be reported to the carrier within the carrier's claim window, and you need to inform us within 7 days of the date of receipt.

b. For any parts lost or damaged during shipping, you need to take photos or video and send them to us.

c. Once the Carrier dispute is settled, please provide us with all communications with the carrier. It is the customer's responsibility to keep us up to date with ALL communication with the carrier.

d. For Missing Parts, you need to fill out a Service Ticket.

e. For Damaged Parts, you need to fill out a Service Ticket and send us the photos or video.

f. If the part is one of the LCD Panel, Power Supply or Mainboard, you need to ship the part back to us and we will send a new one.

FCC Caution:

This device complies with part 15 of the FCC Rules. Operation is subject to the following two conditions:

(1) This device may not cause harmful interference.

(2) this device must accept any interference received, including interference that may cause undesired operation. Any Changes or modifications not expressly approved by the party responsible for compliance could void the user's authority to operate the equipment.

Note: This equipment has been tested and found to comply with the limits for a Class B digital device, pursuant to part 15 of the FCC Rules. These limits are designed to provide reasonable protection against harmful interference in a residential installation.

This equipment generates uses and can radiate radio frequency energy and, if not installed and used in accordance with the instructions, may cause harmful interference to radio communications. However, there is no guarantee that Interference will not occur in a particular installation. If this equipment does cause harmful interference to radio or television reception, which can be determined by turning the equipment off and on, the user is encouraged to try to correct the interference by one or more of the following measures: -Reorient or relocate the receiving antenna. -Increase the separation between the equipment and receiver. -Connect the equipment into an outlet on a circuit different from that to which the receiver is connected. -Consult the dealer or an experienced radio/TV technician for help.

FCC Radiation Exposure Statement. This equipment complies with FCC radiation exposure limits set forth for an uncontrolled environment. This equipment should be installed and operated with minimum distance 20cm between the radiator & your body.