



# motorola

ROKR 600  
Wireless Portable Speaker



**For: ROKR 600**

User Guide



## Safety instructions



# DANGER

To avoid hearing damage, limit the time you use speaker at high volume and set the volume to a safe level. The louder the volume, the shorter the safe listening time is.



## WARNING

This speaker is compliant with all relevant standards regarding electromagnetic fields and are, when handled as described in the User Guide, safe to use. Therefore, always read the instructions in this User Guide carefully before using the device.

- Listen at reasonable volumes for reasonable periods of time.
- Be careful not to adjust the volume continuously upwards as your hearing adapts.
- Do not turn up the volume so high that you can't hear what is around you.
- You should use caution or temporarily discontinue use in potentially hazardous situations.
- Excessive sound pressure from the speaker can cause hearing loss.
- For your safety, avoid distractions from music or phone calls while in traffic or other potentially dangerous environments.
- Replacement with incorrect type batteries may cause an explosion. Make sure to use original batteries.
- Do not replace a battery with an incorrect type that can defeat a safeguard (for example, in the case of some lithium battery types).
- Disposal of a battery into fire or a hot oven, or mechanically crushing or cutting of a battery can result in an explosion.
- Leaving a battery in an extremely high temperature surrounding environment can result in an explosion or the leakage of flammable liquid or gas.
- The battery subjected to extremely low air pressure may result in an explosion or the leakage of flammable liquid or gas. Do not shock the battery at a high altitude.

## **CAUTION**

- Do not expose the speaker to excessive heat.
- Do not drop your speaker.
- The speaker shall not be exposed to dripping, splashing water.
- Do not allow your speaker to be submerged in water.
- Do not use any cleaning agents containing, alcohol, ammonia, benzene, or abrasives.
- If cleaning is required use a soft cloth, if necessary dampened with a minimum amount of water or diluted with a minimum amount of water or diluted mild soap, to clean the earbuds.
- The integrated battery shall not be exposed to excessive heat such as sunshine, fire or the like.
- Danger of explosion if battery is incorrectly replaced. Replace only with the same or equivalent type.
- Disposal of a battery into fire or a hot oven, or mechanically crushing or cutting of a battery, can result in an explosion.
- Leaving a battery in an extremely high temperature surrounding environment can result in an explosion or the leakage ofammable liquid or gas.
- A battery subjected to extremely low air pressure that may result in an explosion or the leakage ofammable liquid or gas.
- Replacement of a battery with an incorrect type that can defeat a safeguard (for example, in the case of some lithium battery types).

## **Operating temperature and humidity**

- Store in a place where temperature is between -20°C (-4°F) to 70°C (158°F) (up to 90% relative humidity with no condensation).
- Operate in a place where temperature is between 0°C (32°F) to 45°C (113°F) (up to 90% relative humidity with no condensation).
- Battery life may be shorter in high or low temperature conditions.

# Welcome...

**to your new ROKR 600 wireless portable speaker!**

- Up to 6 hours total playtime.
- Button control for powering on/off and music play/pause.
- Speaker driver (Tweeter and Woofer)
- Sweat resistant (IP67).
- Bluetooth 5.3
- Simpler Bluetooth pairing with the Motorola smart phone or an Android phone.

## **Need help?**

If you have any problems setting up or using your ROKR 600, please visit us at [motorolasound.com/support](http://motorolasound.com/support)

Alternatively, you may find the answer in the 'Help' section at the back of this guide.

**This User Guide provides you with all the information you need to get the most from your wireless portable speaker.**

**Before you listen to music you will need to set up your wireless portable speaker. Follow the simple instructions in ‘Getting started’, on the next few pages.**

**Got everything?**

- Wireless portable speaker
- USB-C charging cable (300 mm in length)
- Quick start guide
- Warranty

1.	Getting started .....	7
2.	Getting to know your wireless portable speaker...	9
3.	Using the wireless portable speaker .....	10
3.1	Operation .....	10
3.2	LED status indication .....	10
4.	Help .....	11
5.	Technical Specifications.....	12
6.	General information .....	13

# 1. Getting started

## Location

### Important

The speaker is resistant to dripping and splashing water, but the USB-C charging cable is not waterproof. Make sure you wipe off any moisture on the cable thoroughly before plugging for charging.

## Range of earbuds and the Bluetooth device

Make sure the speaker and Bluetooth device are placed within range of each other.

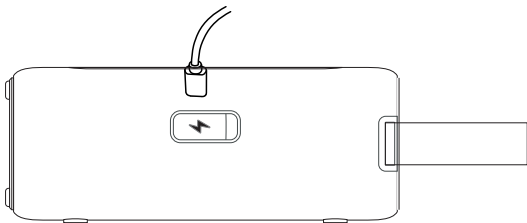
## Charging the battery

### Important

Warning! Use only the approved rechargeable Lithium polymer battery supplied with your ROKR 600.

### Charging case

Connect one side of the supplied USB-C charging cable to the Type-C charging port, and the other side to the USB AC adaptor.



The LED indicator flashes orange 1 second ON/1 second OFF during charging the battery. It turns solid orange for 10 seconds when charging is complete. For the first time use, charge the battery for at least 4 hours continuously.

### Battery performance

In ideal conditions, a fully charged battery should give up to 6 hours usage time at 75% volume setting.


The charge capacity of the rechargeable battery will reduce with time as it wears out, giving the earbuds less usage / standby time.

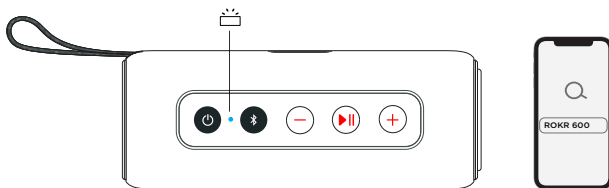
### Battery low warning

If the LED indicator blinks orange at 0.5 seconds ON/0.5 seconds OFF, recharge the battery.

## Connecting your wireless portable speaker

### Pair your speaker with the Bluetooth device for the first time

1. Press and hold  for 2 seconds. The speaker enters Bluetooth pairing mode and the LED indicator blinks blue at 0.5 seconds ON/0.5 seconds OFF.
2. Make sure the Bluetooth function of your device is activated. The speaker will do pairing automatically.



#### Note

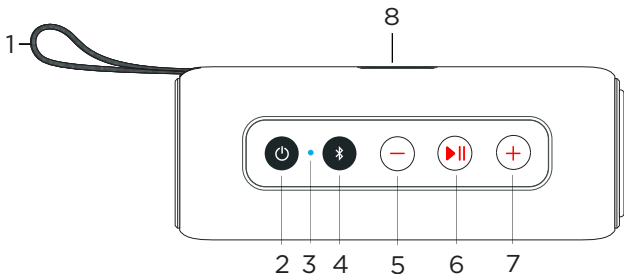
Make sure your device is compatible with Bluetooth and the speaker.

**Your ROKR 600 are now ready for use.**



## 2. Getting to know your wireless portable speaker






### Overview



1. Hand belt
2. Power On-Off button/Power reset
3. Charging/Battery status/Pairing LED indication
4. Bluetooth Pairing/Broadcasting mode/Factory Reset
5. Volume down/Skip forward
6. Play/Pause
7. Volume up/Skip backward
8. USB-C charging port and system reset hole
9. Passive radiator

### 3. Using the wireless portable speaker

#### 3.1 Operation

	<ul style="list-style-type: none"><li>- Press and hold 2s for Power On/Off.</li><li>- Press and hold 8s for Power Reset and remote.</li></ul>
	<ul style="list-style-type: none"><li>- Press and hold 2s for Force Bluetooth Pairing mode.</li><li>- Press once for TWS Pairing mode.</li><li>- Press once during TWS connected to exit TWS mode.</li><li>- Press and hold 8s for Factory Reset.</li></ul>
	Play/Pause
	Press once for Volume Up
	Press once for Volume Down

#### 3.2 LED status indication

		Slow blink (1s on/ 1s off)	Blink (0.5s on/ 0.5s off)	Fast Blink (0.25s on/ 0.25s off)
LED	Orange LED for battery low & Charging status indication	Charging in progress	Low battery	Charging error
	Blue LED for Pairing Mode & TWS mode indication	TWS pairing	Bluetooth force pairing	Factory reset
	White LED for Bluetooth/TWS connection status	Bluetooth/TWS reconnection		Factory reset

## 4. Help

### **The wireless portable speaker does not turn on.**

- The battery level is too low. Recharge your speaker.

### **The wireless portable speaker does not connect with the Bluetooth device.**

- Ensure the Bluetooth function of the Bluetooth device has been turned on.
- Ensure the Bluetooth function of the previous connected device has been turned off.
- Ensure you follow the instructions in this user manual to connect the speaker (see page 8).

### **The wireless portable speaker keeps disconnecting.**

- The battery level is too low. Recharge your speaker.
- Ensure the speaker and Bluetooth device are operated within range.
- Remove the speaker from the pairing list and connect them with the Bluetooth device again.

### **Poor audio quality.**

- Ensure the speaker and Bluetooth device are operated within range.
- Remove the speaker from the pairing list and connect them with the Bluetooth device again.

### **Music plays on my Bluetooth device not through the speaker.**

- Check on your Bluetooth device if you have selected to listen to music through the speaker.

## 5. Technical Specifications

FCC ID	2ARRB-ROKR600
IC	20353-ROKR600
Frequency range	2.402 - 2.480 GHz
Transmission power	9 dBm (only for CE)
Bluetooth version	5.3 (only support BDR and EDR)
Battery	Type and capacity: Lithium polymer, 2450mAh 7.2 V rechargeable battery
Battery play time	6 hours (75% volume)
Battery charging time	3 to 4 hours
Speaker driver output power	30 watts
Operating range	> 15 meters
Operating temperature	0°C - +45°C
Storage temperature	-20°C - +70°C

### Note

Specifications are subject to change without prior notice.

## 6. General information

### Cleaning and care

#### Important

Always switch off and disconnect the power adaptor before cleaning your wireless portable speaker.

- Clean your speaker with a slightly damp cloth or with an anti-static cloth. Never use cleaning agents or abrasive solvents.
- Do not clean any part of the speaker with thinners or other solvents and chemicals - this may cause permanent damage to the product which is not covered by the warranty.
- Keep your speaker away from hot, humid areas or strong sunlight, and do not let it get wet.
- Every effort has been made to ensure high standards of reliability of your speaker. However, if something does go wrong, please do not try to repair it yourself - contact Customer Service for assistance.

### Disposal of the Device (environment)

At the end of the product life cycle, you should not dispose of this product with normal household waste. Take this product to a collection point for the recycling of electrical and electronic equipment. The symbol on the product, user guide and/or box indicates this. Some of the product materials can be re-used if you take them to a recycling point. By reusing some parts or raw materials from used products you make an important contribution to the protection of the environment.

Please contact your local authorities in case you need more information on the collection points in your area. Dispose of the battery pack in an environmentally-friendly manner according to your local regulations.



### Consumer Products and Accessories Warranty

Thank you for purchasing this Motorola branded product manufactured under license by Meizhou Guo Wei Electronics Co. LTD., AD1 section, The economy exploitation area, Meizhou, Guangdong, P.R.China . ("MZGW")

#### What Does this Warranty Cover?

Subject to the exclusions contained below, MZGW warrants that this Motorola branded product ("Product") or certified accessory ("Accessory") sold for use with this product that it manufactured to be free from defects in materials and workmanship under normal consumer usage for the period outlined below. This Limited Warranty is your exclusive warranty and is not transferable.

#### Who is covered?

This warranty extends only to the first consumer purchaser, and is not transferable.

## What will MZGW do?

MZGW or its authorized distributor at its option and within a commercially reasonable time, will at no charge repair or replace any Products or Accessories that do not conform to this limited warranty. We may use functionally equivalent reconditioned / refurbished / pre-owned or new Products, Accessories or parts.

## What Other Limitations Are There?

ANY IMPLIED WARRANTIES, INCLUDING WITHOUT LIMITATION THE IMPLIED WARRANTIES OF MERCHANTABILITY AND FITNESS FOR A PARTICULAR PURPOSE, SHALL BE LIMITED TO THE DURATION OF THIS LIMITED WARRANTY, OTHERWISE THE REPAIR OR REPLACEMENT PROVIDED UNDER THIS EXPRESS LIMITED WARRANTY IS THE EXCLUSIVE REMEDY OF THE CONSUMER, AND IS PROVIDED IN LIEU OF ALL OTHER WARRANTIES, EXPRESS OR IMPLIED. IN NO EVENT SHALL MOTOROLA OR MZGW BE LIABLE, WHETHER IN CONTRACT OR TORT (INCLUDING NEGLIGENCE) FOR DAMAGES IN EXCESS OF THE PURCHASE PRICE OF THE PRODUCT OR ACCESSORY, OR FOR ANY INDIRECT, INCIDENTAL, SPECIAL OR CONSEQUENTIAL DAMAGES OF ANY KIND, OR LOSS OF REVENUE OR PROFITS, LOSS OF BUSINESS, LOSS OF INFORMATION OR OTHER FINANCIAL LOSS ARISING OUT OF OR IN CONNECTION WITH THE ABILITY OR INABILITY TO USE THE PRODUCTS OR ACCESSORIES TO THE FULL EXTENT THESE DAMAGES MAY BE DISCLAIMED BY LAW.

Some jurisdictions do not allow the limitation or exclusion of incidental or consequential damages, or limitation on the length of an implied warranty, so the above limitations or exclusions may not apply to you. This warranty gives you specific legal rights, and you may also have other rights that vary from one jurisdiction to another.

Products Covered	Length of Coverage
Consumer Products	<b>One (1) year</b> from the date of the products original purchase by the first consumer purchaser of the product.
Consumer Accessories	<b>Ninety (90) days</b> from the date of the accessories original purchase by the first consumer purchaser of the product.
Consumer Products and Accessories that are Repaired or Replaced	<b>The balance of the original warranty or for ninety (90) days</b> from the date returned to the consumer, whichever is longer.

## Exclusions

**Normal Wear and Tear.** Periodic maintenance, repair and replacement of parts due to normal wear and tear are excluded from coverage.

**Batteries.** Only batteries whose fully charged capacity falls below 80% of their rated capacity and batteries that leak are covered by this limited warranty.

**Abuse & Misuse.** Defects or damage that result from: (a) improper operation,

storage, misuse or abuse, accident or neglect, such as physical damage (cracks, scratches, etc.) to the surface of the product resulting from misuse; (b) contact with liquid, water, rain, extreme humidity or heavy perspiration, sand, dirt or the like, extreme heat, or food; (c) use of the Products or Accessories for commercial purposes or subjecting the Product or Accessory to abnormal usage or conditions; or (d) other acts which are not the fault of Motorola or MZGW are excluded from coverage.

**Use of Non-Motorola branded Products and Accessories.** Defects or damage that result from the use of Non-Motorola branded or certified Products or Accessories or other peripheral equipment are excluded from coverage.

**Unauthorized Service or Modification.** Defects or damages resulting from service, testing, adjustment, installation, maintenance, alteration, or modification in any way by someone other than Motorola, MZGW or its authorized service centers, are excluded from coverage.

**Altered Products.** Products or Accessories with (a) serial numbers or date tags that have been removed, altered or obliterated; (b) broken seals or that show evidence of tampering; (c) mismatched board serial numbers; or (d) nonconforming or non-Motorola branded housings, or parts, are excluded from coverage.

**Communication Services.** Defects, damages, or the failure of Products or Accessories due to any communication service or signal you may subscribe to or use with the Products or Accessories is excluded from coverage.

### **How to Obtain Warranty Service or Other Information?**

To obtain service or information, please visit us at:  
[motorolasound.com/support](http://motorolasound.com/support)

You will receive instructions on how to ship the Products or Accessories at your expense and risk, to a MZGW Authorized Repair Center.

To obtain service, you must include: (a) the Product or Accessory; (b) the original proof of purchase (receipt) which includes the date, place and seller of the Product; (c) if a warranty card was included in your box, a completed warranty card showing the serial number of the Product; (d) a written description of the problem; and, most importantly; (e) your address and telephone number.

These terms and conditions constitute the complete warranty agreement between you and MZGW regarding the Products or Accessories purchased by you, and supersede any prior agreement or representations, including representations made in any literature publications or promotional materials issued by MZGW or representations made by any agent, employee or staff of MZGW, that may have been made in connection with the said purchase.

### **EU Declaration of Conformity (DoC)**

Hereby, MZGW declares that the radio equipment type is in compliance with RE Directive 2014/53/EU. The full text of the EU declaration of conformity is available on the website: [motorolasound.com](http://motorolasound.com)

## **EU exposure:**

RF exposure information: The EIRP power of the device at maximal case is below the exempt condition, 20mW specified in EN62479: 2010. RF exposure assessment has been performed to prove that this unit will not generate the harmful EM emission above the reference level as specified in EC Council Recommendation(1999/519/EC).

## **FCC regulatory conformance:**

This device complies with Part 15 of the FCC Rules. Operation is subject to the following two conditions:

- (1) This device may not cause harmful interference.
- (2) This device must accept any interference received, including interference that may cause undesired operation.

### **NOTE:**

This equipment has been tested and found to comply with the limits for a Class B digital device, pursuant to part 15 of the FCC Rules. These limits are designed to provide reasonable protection against harmful interference in a residential installation.

This equipment generates uses and can radiate radio frequency energy and, if not installed and used in accordance with the instructions, may cause harmful interference to radio communications. However, there is no guarantee that interference will not occur in a particular installation. If this equipment does cause harmful interference to radio or television reception, which can be determined by turning the equipment off and on, the user is encouraged to try to correct the interference by one or more of the following measures:

- Reorient or relocate the receiving antenna.
- Increase the separation between the equipment and receiver.
- Connect the equipment into an outlet on a circuit different from that to which the receiver is connected.
- Consult the dealer or an experienced radio/TV technician for help.

### **NOTE:**

The manufacturer is not responsible for any radio or TV interference caused by unauthorized modifications to this equipment. Such modifications could void the user's authority to operate the equipment.

This equipment complies with FCC radiation exposure limits set forth for an uncontrolled environment.



## IC regulatory conformance

This device complies with CAN ICES-003 (B)/NMB-003(B) and CAN RSS-216 / CNR-216.

This device contains licence-exempt transmitter(s)/receiver(s) that comply with Innovation, Science and Economic Development Canada's licence-exempt RSS(s). Operation is subject to the following two conditions:

- (1) This device may not cause harmful interference.
- (2) This device must accept any interference, including interference that may cause undesired operation of the device.

Cet appareil est conforme à la norme CAN ICES-003 (B)/NMB-003 (B) et CAN RSS-216 / CNR-216.

Cet appareil contient des émetteurs / récepteurs exempt (s) de licence qui sont conformes aux RSS exemptes de licence d'Innovation, Sciences et Développement économique Canada. Son fonctionnement est soumis aux deux conditions suivantes:

- (1) Cet appareil ne doit pas provoquer d'interférences.
- (2) Cet appareil doit accepter toute interférence, y compris les interférences susceptibles de provoquer un fonctionnement indésirable de l'appareil.

The device is compliance with RF exposure guidelines, users can obtain Canadian information on RF exposure and compliance.

Le présent appareil est conforme Après examen de ce matériel aux conformité ou aux limites d'intensité de champ RF, les utilisateurs peuvent sur l'exposition aux radiofréquences et la conformité and compliance d'acquérir les informations correspondantes.

Manufactured, distributed or sold by Meizhou Guo Wei Electronics Co. LTD., official licensee for this product. MOTOROLA and the Stylized M Logo are trademarks or registered trademarks of Motorola Trademark Holdings, LLC. and are used under license. All other trademarks are the property of their respective owners. © 2023 Motorola Mobility LLC. All rights reserved.

Version 2.0 (EN)

