

# 产品规格承认书

## SPECIFICATIONS

客户:

CUSTOMER: \_\_\_\_\_

产品名称:

DESCRIPTION: 地磁天线 Geomagnetic antenna

客户型号:

CUSTOMER PART NO: \_\_\_\_\_

产品型号:

OUR MODEL NO: **PBX1608MA02**

日期:

DATE: 2021/09/01

确认签字, 盖章后请返回承认书一份

PLEASE RETURN TO US ONE COPY OF "SPECIFICATION FOR APPROVAL"  
WITH YOUR APPROVED SIGNATURES

Shenzhen Pengban Xi ngye Technol ogy Co. , Ltd

Address : 605, Bui l di ng 4, 1970 Sci ence and Technol ogy Park,  
Minzhi Communi ty, Minzhi Street, Longhua Di stri ct, Shenzhen

核准		审核	刘飞	制作	刘小美
----	--	----	----	----	-----

客户承认签印	
日期	

UNLESS OTHER SPECIFIED TOLERANCES ON: X=±      X.X=±      X.XX=± A N G L E S = ±      H O L E D I A = ±				
SCALE: N/A	UNIT: mm	THESE DRAWINGS AND SPECIFICATIONS ARE THE PROPERTY OF PBXY TECHNOLOGY Limited AND SHALL NOT BE REPRODUCED OR USED AS THE BASIS FOR THE MANUFACTURE OR SALE OF APPARATUS OR DEVICES WITHOUT PERMISSION		
DRAWN BY : Sera	CHECKED BY: XD			
DESIGNED BY: Sera	APPROVED BY: XD			
TITLE: CHIP2450-1608 Specification		DOCUMENT NO.	1608	SPEC REV. P1

## PBX1608MA01 Specification

Operating Temp. : -40°C~+85°C

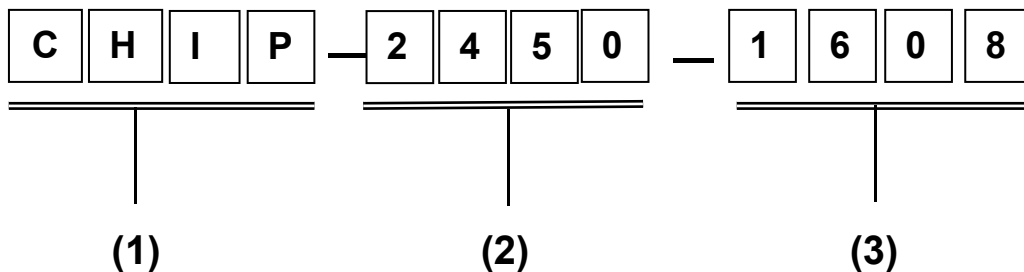
### 1. FEATURES:

- Light weight, compact
- Wide bandwidth, low cost
- Built-in antenna with high gain

### 2. APPLICATIONS:

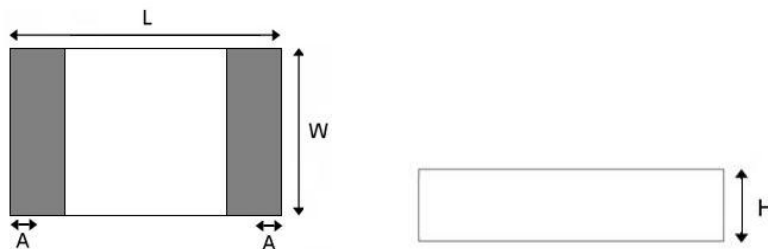
- Bluetooth, Wireless LAN, Mobile TV
- Home RF System, etc

### 3. PRODUCT IDENTIFICATION



- (1) Product type: Multilayer chip Antenna  
(2) Center Frequency: 2450MHz  
(3) External Dimensions (L×W) (mm): 1.6\*0.8

### 4. SHAPE AND DIMENSIONS:



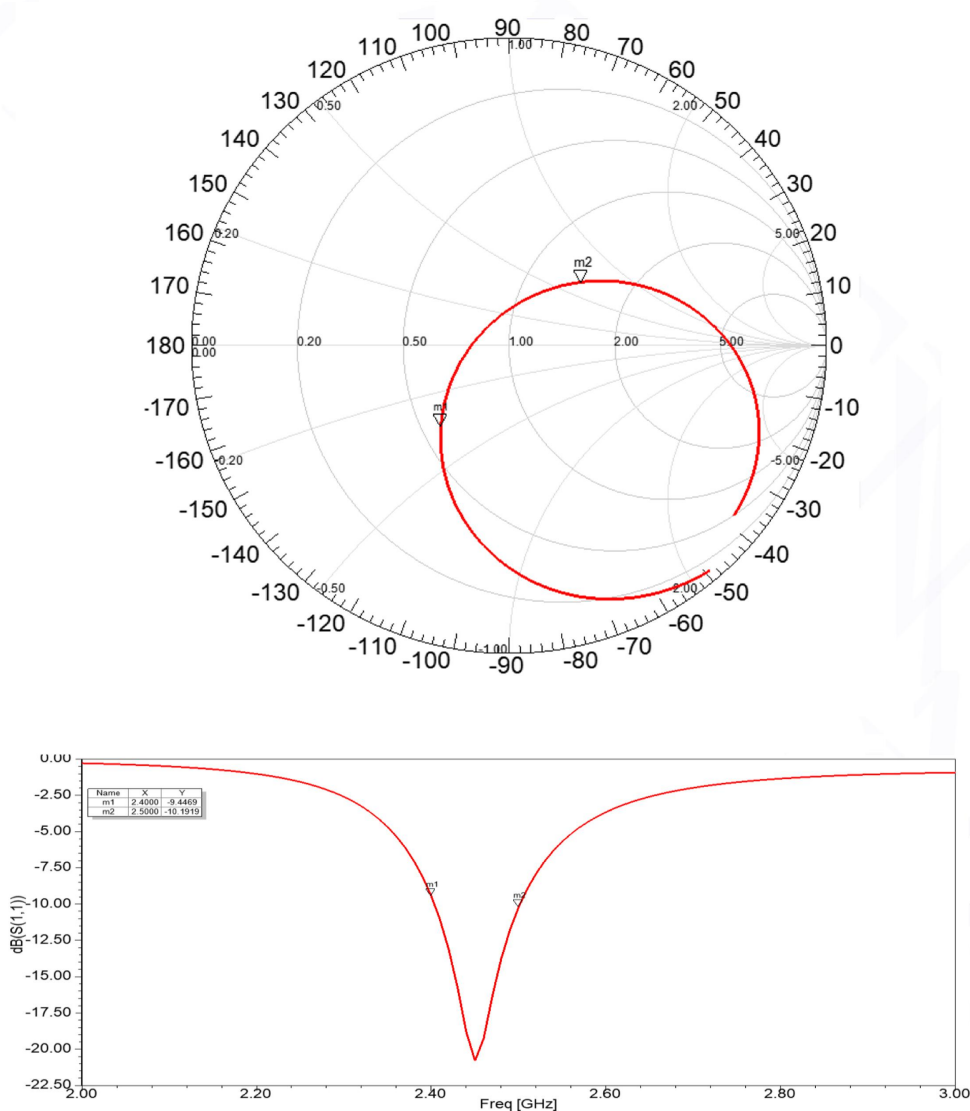
L	W	H	A
1.6±0.2	0.8±0.2	0.8±0.2	0.3±0.1

UNLESS OTHER SPECIFIED TOLERANCES ON: X=±      X.X=±      X.XX=± A N G L E S = ±      H O L E D I A = ±			
SCALE: N/A	UNIT: mm	THESE DRAWINGS AND SPECIFICATIONS ARE THE PROPERTY OF PBXY TECHNOLOGY Limited AND SHALL NOT BE REPRODUCED OR USED AS THE BASIS FOR THE MANUFACTURE OR SALE OF APPARATUS OR DEVICES WITHOUT PERMISSION	
DRAWN BY : Sera	CHECKED BY: XD		
DESIGNED BY: Sera	APPROVED BY: XD		
TITLE: CHIP2450-1608 Specification		DOCUMENT NO.	SPEC REV.
		1608	P1

## Electrical Characteristics

	Feature	Specification
1	Central frequency	2.4GHz&2.5GHz
2	Bandwidth	>100MHz
3	Peak gain	3dBi
4	VSWR	<2
5	Polarization	Linear
6	Azimuth beamwidth	Omnidirectional
7	Impedance	50 $\Omega$

## Characteristic Curves



UNLESS OTHER SPECIFIED TOLERANCES ON:

$X=\pm$        $X.X=\pm$        $X.XX=$

ANGLES =  $\pm$       HOLEDIA =  $\pm$

SCALE: N/A

UNIT: mm

DRAWN BY : Sera

CHECKED BY: XD

DESIGNED BY: Sera

APPROVED BY: XD

THESE DRAWINGS AND SPECIFICATIONS ARE THE PROPERTY OF PBXY TECHNOLOGY Limited AND SHALL NOT BE REPRODUCED OR USED AS THE BASIS FOR THE MANUFACTURE OR SALE OF APPARATUS OR DEVICES WITHOUT PERMISSION

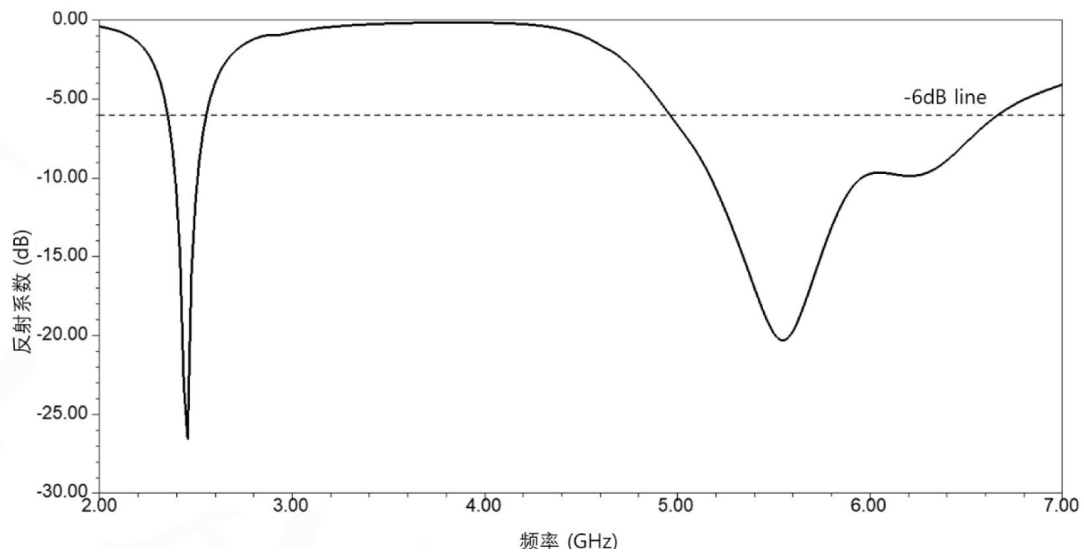
TITLE: CHIP2450-1608 Specification

DOCUMENT  
NO.

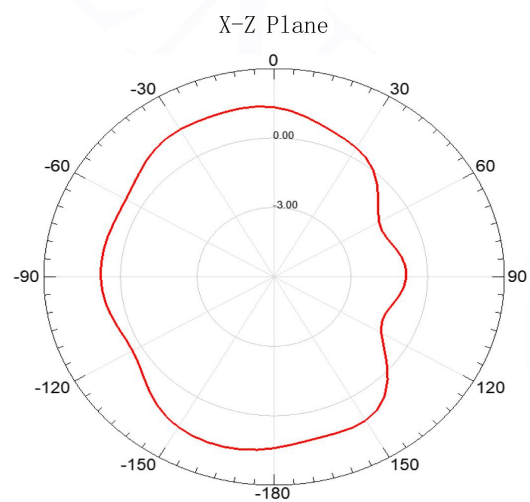
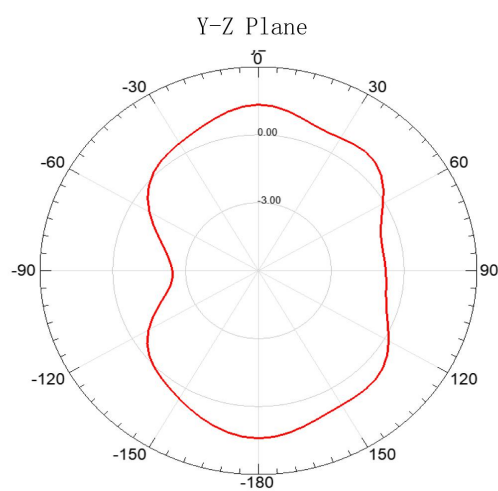
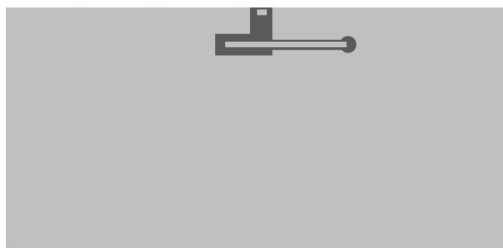
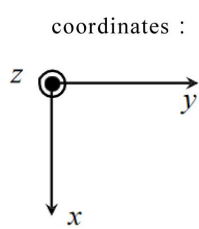
1608

SPEC REV.

P1



## Radiation Pattern



UNLESS OTHER SPECIFIED TOLERANCES ON:

$X = \pm$        $X.X = \pm$        $X.XX =$

ANGLES =  $\pm$       HOLEDIA =  $\pm$

SCALE: N/A

UNIT: mm

DRAWN BY : Sera

CHECKED BY: XD

DESIGNED BY: Sera

APPROVED BY: XD

THESE DRAWINGS AND SPECIFICATIONS ARE THE PROPERTY OF PBXY TECHNOLOGY Limited AND SHALL NOT BE REPRODUCED OR USED AS THE BASIS FOR THE MANUFACTURE OR SALE OF APPARATUS OR DEVICES WITHOUT PERMISSION

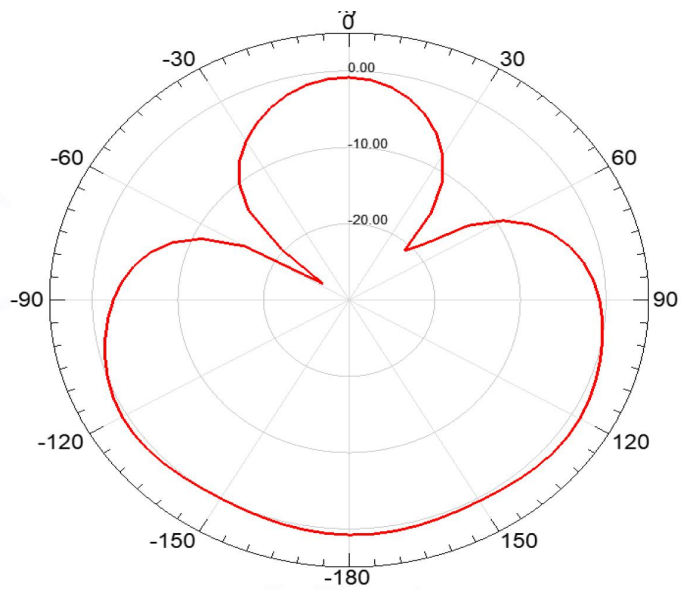
TITLE: CHIP2450-1608 Specification

DOCUMENT  
NO.

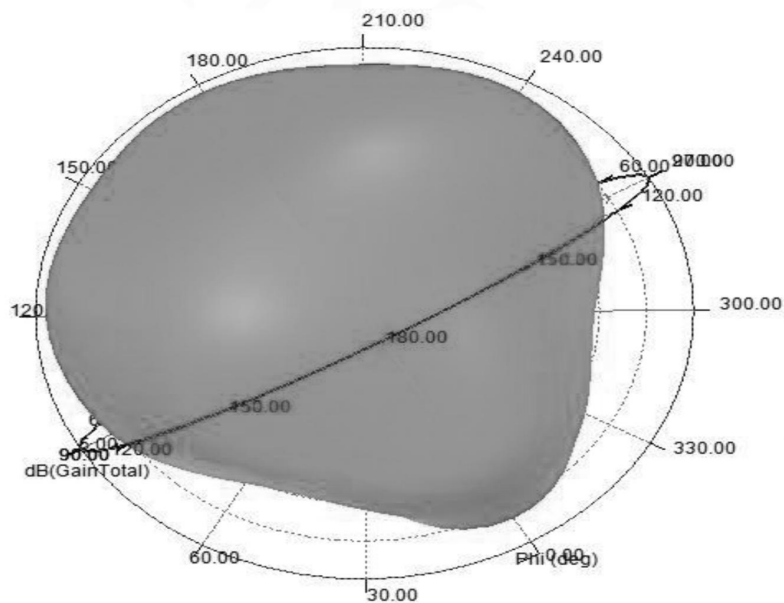
1608

SPEC REV.

P1



### 3D Radiation Pattern



UNLESS OTHER SPECIFIED TOLERANCES ON:

X= $\pm$       X.X= $\pm$       X.XX= $\pm$   
 ANGLES =  $\pm$       HOLEDIA =  $\pm$

SCALE: N/A

UNIT: mm

DRAWN BY : Sera

CHECKED BY: XD

DESIGNED BY: Sera

APPROVED BY: XD

THESE DRAWINGS AND SPECIFICATIONS ARE THE PROPERTY OF PBXY TECHNOLOGY Limited AND SHALL NOT BE REPRODUCED OR USED AS THE BASIS FOR THE MANUFACTURE OR SALE OF APPARATUS OR DEVICES WITHOUT PERMISSION

TITLE: CHIP2450-1608 Specification

DOCUMENT  
NO.

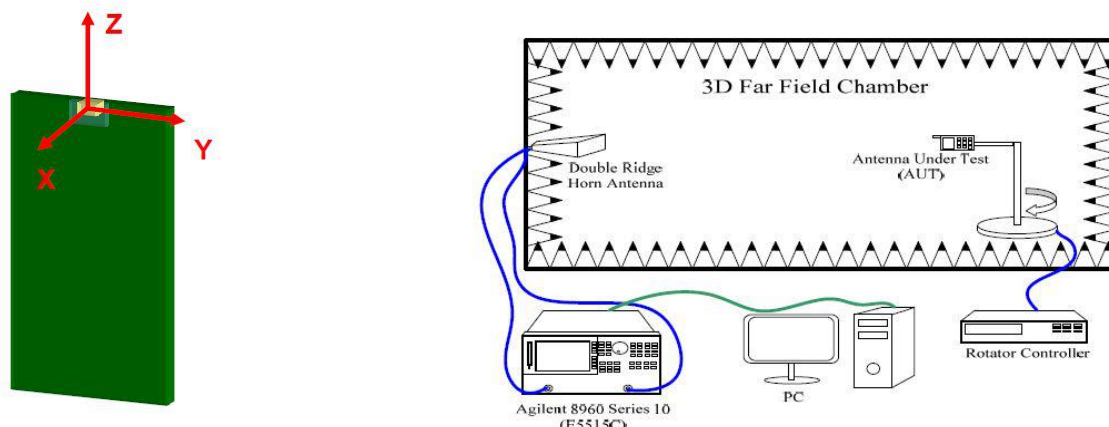
1608

SPEC REV.

P1

## Radiation Pattern

The Gain pattern is measured in FAR-field chamber. DUT is placed on the table of rotator, a standard horn antenna and Vector Network Analyzer is used to collect data.



## Environmental Characteristics

### (1) Reliability Test

Item	Condition	Specification
Thermal shock	1. 30±3 minutes at -40° C±5° C, 2. Convert to +105° C (5 minutes) 3. 30±3 minutes at +105° C±5° C, 4. Convert to -40° C (5 minutes) 5. Total 100 continuous cycles	No apparent damage Fulfill the electrical spec. after test.
Humidity resistance	1. Humidity: 85% R.H. 2. Temperature: 85±5° C 3. Time: 1000 hours.	No apparent damage Fulfill the electrical spec. after test.
High temperature resistance	1. Temperature: 150° C±5° C 2. Time: 1000 hours.	No apparent damage Fulfill the electrical spec. after test.
Low temperature resistance	1. Temperature: -40° C±5° C 2. Time: 1000 hours.	No apparent damage Fulfill the electrical spec. after test.
Soldering heat resistance	1. Solder bath temperature : 260±5°C 2. Bathing time: 10±1 seconds	No apparent damage
Solderability	The dipped surface of the terminal shall be at least 95% covered with solder after dipped in solder bath of 245±5°C for 3±1 seconds.	No apparent damage

### (2) Storage Condition

#### (a) At warehouse:

The temperature should be within 0 ~ 30°C and humidity should be less than 60% RH.

The product should be used within 1 year from the time of delivery.

#### (b) On board:

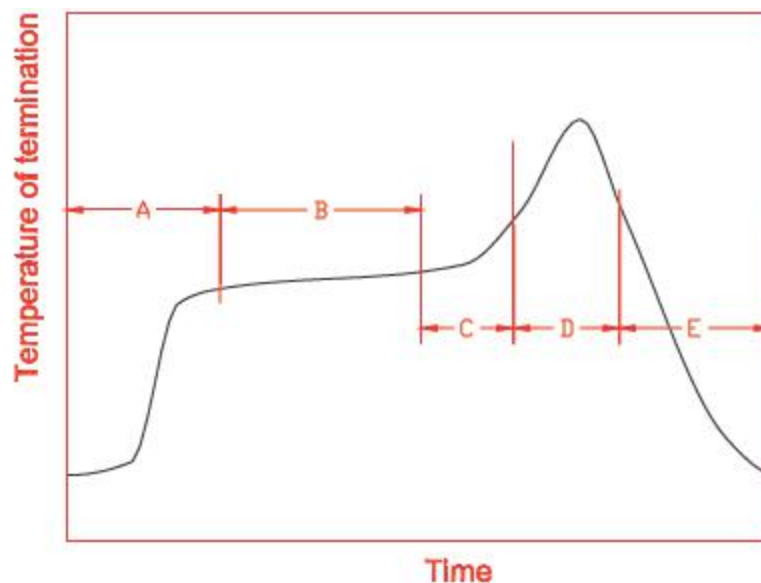
The temperature should be within -40~85°C and humidity should be less than 85% RH.

### (3) Operating Temperature Range

Operating temperature range : -40°C to +105°C.

UNLESS OTHER SPECIFIED TOLERANCES ON: X=±                    X.X=±                    X.XX= A N G L E S = ±                    H O L E D I A = ±				
SCALE: N/A	UNIT: mm	THESE DRAWINGS AND SPECIFICATIONS ARE THE PROPERTY OF PBXY TECHNOLOGY Limited AND SHALL NOT BE REPRODUCED OR USED AS THE BASIS FOR THE MANUFACTURE OR SALE OF APPARATUS OR DEVICES WITHOUT PERMISSION		
DRAWN BY : Sera	CHECKED BY: XD			
DESIGNED BY: Sera	APPROVED BY: XD			
TITLE: CHIP2450-1608 Specification		DOCUMENT NO.	1608	SPEC REV. P1

## 8. Recommended Reflow Soldering



Time			
A	1 <sup>st</sup> rising temperature	The normal to Preheating temperature	30s to 60s
B	Preheating	140°C to 160°C	60s to 120s
C	2 <sup>nd</sup> rising temperature	Preheating to 200°C	20s to 40s
D	Main heating	if 220°C	50s~60s
		if 230°C	40s~50s
		if 240°C	30s~40s
		if 250°C	20s~40s
		if 260°C	20s~40s
E	Regular cooling	200°C to 100°C	1°C/s ~ 4°C/s

\*reference: J-STD-020C

### (1) Soldering Gun Procedure

Note the follows, in case of using solder gun for replacement.

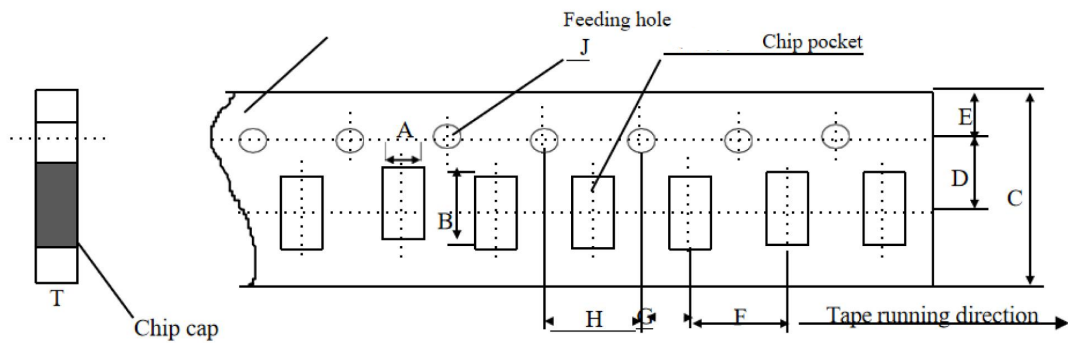
- The tip temperature must be less than 350° C for the period within 3 seconds by using soldering gun under 30 W.
- The soldering gun tip shall not touch this product directly.

### (2) Soldering Volume

Note that excess of soldering volume will easily get crack the body of this product.

UNLESS OTHER SPECIFIED TOLERANCES ON: X=±      X.X=±      X.XX=			
ANGLES = ±      HOLEDIA = ±			
SCALE: N/A	UNIT: mm	THESE DRAWINGS AND SPECIFICATIONS ARE THE PROPERTY OF PBXY TECHNOLOGY Limited AND SHALL NOT BE REPRODUCED OR USED AS THE BASIS FOR THE MANUFACTURE OR SALE OF APPARATUS OR DEVICES WITHOUT PERMISSION	
DRAWN BY : Sera	CHECKED BY: XD		
DESIGNED BY: Sera	APPROVED BY: XD		
TITLE: CHIP2450-1608 Specification		DOCUMENT NO.	SPEC REV.
		1608	P1

Dimensions of paper taping:

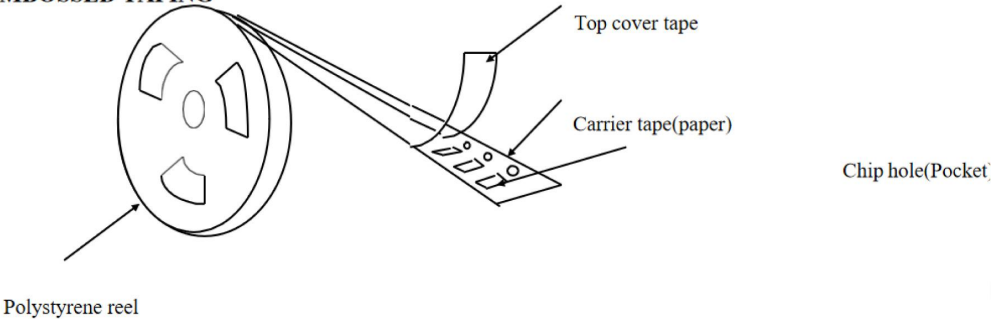


Unit: mm

代号Code 纸带规格 papersize	A	B	C	D*	E	F	G*	H	J	T
尺寸	1.10 ±0.10	1.90 ±0.10	8.00 ±0.10	3.50 ±0.05	1.75 ±0.10	4.00 ±0.10	2.00 ±0.10	4.00 ±0.10	1.50 -0/+0.10	1.10 Max

Reel (4000 pcs/Reel)

EMBOSED TAPING



Storage Period

The guaranteed period for solderability is 6 months (Under deliver package condition).  
Temperature:5~40°C /Relative Humidity:20~70%

UNLESS OTHER SPECIFIED TOLERANCES ON: X=±                    X.X=±                    X.XX=				
A N G L E S = ±                    H O L E D I A = ±				
SCALE: N/A	UNIT: mm	THESE DRAWINGS AND SPECIFICATIONS ARE THE PROPERTY OF PBXY TECHNOLOGY Limited AND SHALL NOT BE REPRODUCED OR USED AS THE BASIS FOR THE MANUFACTURE OR SALE OF APPARATUS OR DEVICES WITHOUT PERMISSION		
DRAWN BY : Sera	CHECKED BY: XD			
DESIGNED BY: Sera	APPROVED BY: XD			
TITLE: CHIP2450-1608 Specification		DOCUMENT NO.	1608	SPEC REV.
				P1