

ZTE A2022PG (ZTE Axon 30 Ultra 5G) Quick Start Guide

LEGAL INFORMATION

Copyright © 2021 ZTE CORPORATION.

All rights reserved.

No part of this publication may be quoted, reproduced, translated or used in any form or by any means, electronic or mechanical, including photocopying and microfilm, without the prior written permission of ZTE Corporation.

Notice

ZTE Corporation reserves the right to make modifications on print errors or update specifications in this guide without prior notice.

We offer self-service for our smart terminal device users.

Please visit the ZTE official website (at www.ztedevices.mx) for more information on self-service and supported product models. Information on the website takes precedence.

Visit <https://ztedevices.mx/soporte/> to download the user manual.

Disclaimer

ZTE Corporation expressly disclaims any liability for faults and damages caused by unauthorized modifications of the software.

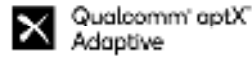
Images and screenshots used in this guide may differ from the actual product. Content in this guide may differ from the actual product or software.

Trademarks

ZTE and the ZTE logos are trademarks of ZTE Corporation.

Android™ is a trademark of Google LLC.

The Bluetooth® word mark and logos are registered trademarks owned by the Bluetooth SIG, Inc. and any use of such marks by ZTE Corporation is under license.



Qualcomm aptX™ is a product of Qualcomm Technologies, Inc. and/or its subsidiaries.

Qualcomm is a trademark of Qualcomm Incorporated, registered in the United States and other countries. aptX is a trademark of Qualcomm Technologies International, Ltd., registered in the United States and other countries.



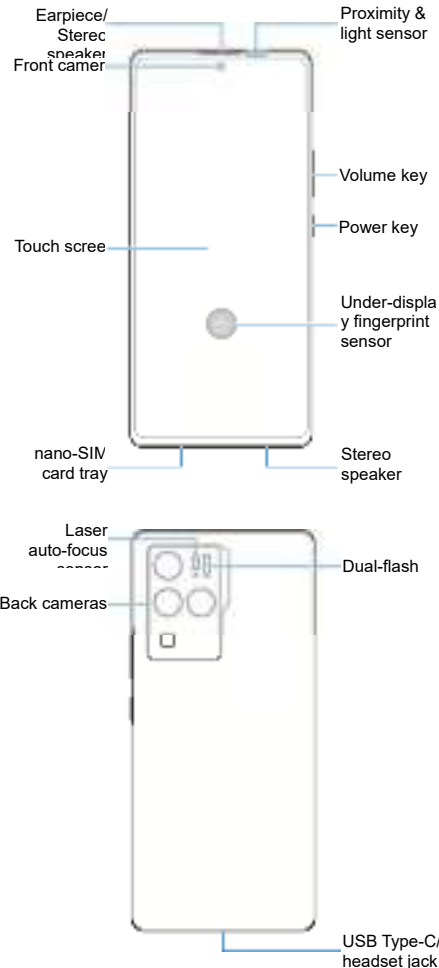
For DTS patents, see <http://patents.dts.com>.
Manufactured under license from DTS Licensing Limited.
DTS, the Symbol, & DTS and the Symbol together, DTS:X, the DTS:X logo, and DTS:X Ultra are registered trademarks or trademarks of DTS, Inc. in the United States and/or other countries. © DTS, Inc. All Rights Reserved.

Other trademarks and trade names are those of their respective owners.

Version No.: R1.0

Edition Time :April 14, 2021

Getting to Know Your Phone



Setting Up Your Phone

The nano-SIM card can be installed or removed while the phone is turned on.

WARNING!

To avoid damage to the phone, do not use any other kind of SIM cards, or any non-standard nano-SIM card cut from a SIM card. You can get a standard nano-SIM card from your service provider.

- 1. Insert the tip of the tray eject tool into the hole on the card tray.



CAUTION:

Never replace the included tray eject tool with sharp objects. Ensure that the tray eject tool is perpendicular to the hole. Otherwise, the phone may be damaged.

- 2. Pull out the card tray and place the nano-SIM card (with the metal contacts facing up) on the tray, as shown. Carefully slide the tray back into place.



Charging the Phone

Your phone's battery should have enough power for the phone to turn on, find a signal, and make a few calls. You should fully charge the battery as soon as possible.

WARNING!

Use only ZTE-approved chargers and USB Type-C cables. The use of unapproved accessories could damage your phone or cause the battery to explode.

WARNING!

Do not remove the back cover. The battery is not removable. Removal may cause fire or explosion.

- 1. Connect the adapter to the charging jack.



- 2. Connect the charger to a standard AC power outlet.
- 3. Disconnect the charger when the battery is fully charged.

NOTE:

If the battery is extremely low, you may be unable to power on the phone even when it is being charged. In this case, try again after charging the phone for at least 20 minutes. Contact the customer service if you still cannot power on the phone after prolonged charging.

Powering On/Off Your Phone

Make sure the battery is charged before powering on.




- Press and hold the **Power** key to turn on your phone.
- To power off, press and hold the **Power** key to open the options menu, and touch

NOTE:

If the screen freezes or takes too long to respond, try pressing and holding the **Power** key for over 10 seconds to restart the phone.

Product Safety Information

	Don't make or receive phone calls while driving. Never text while driving.
	Keep your phone at least 15 mm away from your body while making calls.
	Small parts may cause choking.
	Your phone can produce a loud sound.
	To prevent possible hearing damage, do not listen at high volume levels for long periods. Exercise caution when holding your phone near your ear while the loudspeaker is in use.
	Avoid contact with anything magnetic.
	Keep away from pacemakers and other electronic medical devices.
	Turn off when asked to in hospitals and medical facilities.
	Turn off when told to on aircraft and at airports.
	Turn off when near explosive materials or liquids.
	Don't use at gas stations.
	Your phone may produce a bright or flashing light.
	Don't dispose of your phone in fire.
	Avoid extreme temperatures.
	Avoid contact with liquids. Keep your phone dry.
	Do not attempt to disassemble your phone.

	Only use approved accessories.
	For pluggable equipment, the socket-outlet shall be installed near the equipment and shall be easily accessible.
	Don't rely on your phone as a primary device for emergency communications.

FCC RF Exposure Information (SAR)

This phone is designed and manufactured not to exceed the emission limits for exposure to radio frequency (RF) energy set by the Federal Communications Commission of the United States.

During SAR testing, this device was set to transmit at its highest certified power level in all tested frequency bands, and placed in positions that simulate RF exposure in usage against the head with no separation, and near the body with the separation of 15 mm. Although the SAR is determined at the highest certified power level, the actual SAR level of the device while operating can be well below the maximum value. This is because the phone is designed to operate at multiple power levels so as to use only the power required to reach the network. In general, the closer you are to a wireless base station antenna, the lower the power output.

The exposure standard for wireless devices employing a unit of measurement is known as the Specific Absorption Rate, or SAR. The SAR limit set by the FCC is 1.6 W/kg.

This device is complied with SAR for general population/uncontrolled exposure limits in ANSI/IEEE C95.1-1992 and had been tested in accordance with the measurement methods and procedures specified in IEEE 1528.

The FCC has granted an Equipment Authorization for this model phone with all reported SAR levels evaluated as in compliance with the FCC RF exposure guidelines. SAR

Co-location of this product with other transmitters that operate simultaneously are required to be evaluated using the FCC multi-transmitter procedures.

NOTE:

This equipment has been tested and found to comply with the limits for a Class B digital device, pursuant to part 15 of the FCC Rules.

These limits are designed to provide reasonable protection against harmful interference in a residential installation. This equipment generates, uses and can radiate radio frequency energy and, if not installed and used in accordance with the instructions, may cause harmful interference to radio communications. However, there is no guarantee that interference will not occur in a particular installation. If this equipment does cause harmful interference to radio or television reception, which can be determined by turning the equipment off and on, the user is encouraged to try to correct the interference by one or more of the following measures:

- Reorient or relocate the receiving antenna.
- Increase the separation between the equipment and receiver.
- Connect the equipment into an outlet on a circuit different from that to which the receiver is connected.
- Consult the dealer or an experienced radio/TV technician for help.

information on this model phone is on file with the FCC and can be found under the Display Grant section of www.fcc.gov/oet/ea/fccid after searching on FCC ID: SRQ-ZTEA2022PG. The FCC ID also can be found on the device when you open **Settings >About phone > FCC ID**.

For this device, the highest reported SAR value for usage against the head is 0.770 W/kg, and for usage near the body for 15mm is 0.642 W/kg, for 10mm is 1.189 W/kg.

While there may be differences between the SAR levels of various phones and at various positions, they all meet the government requirements.

SAR compliance for body-worn operation is based on a separation distance of 15 mm between the unit and the human body. Carry this device at least 15 mm away from your body to ensure RF exposure level compliant or lower to the reported level. To support body-worn operation, choose the belt clips or holsters, which do not contain metallic components, to maintain a separation of 15 mm between this device and your body.

RF exposure compliance with any body-worn accessory, which contains metal, was not tested and certified, and using such body-worn accessory should be avoided.

FCC Regulations

This device complies with part 15 of the FCC Rules. Operation is subject to the following two conditions: (1) This device may not cause harmful interference, and (2) this device must accept any interference received, including interference that may cause undesired operation.

CAUTION:

Changes or modifications not expressly approved by the manufacturer could void the user's authority to operate the equipment.

Specific Absorption Rate (EU SAR)

Your mobile device is a radio transmitter and receiver. It is designed not to exceed the limits for exposure to radio waves recommended by international guidelines. These guidelines were developed by the independent scientific organization ICNIRP and include safety margins designed to assure the protection of all persons, regardless of age and health.

The guidelines use a unit of measurement known as Specific Absorption Rate, or SAR. The SAR limit for mobile devices is 2 W/kg and the highest SAR value for this device when tested at the head was 0.963 W/kg*, and when tested at the body was 1.570 W/kg* with 5 mm distance. As mobile devices offer a range of functions, they can be used in other positions, such as on the body as described in the user manual**.

As SAR is measured utilizing the device's highest transmitting power, the actual SAR of this device while operating is typically below that indicated above. This is due to automatic changes to the power level of the device to ensure it only uses the minimum power required to communicate with the network.

* The tests are carried out in accordance with EN 50360, EN 50566, EN50663, EN 62209-1 and EN 62209-2.

** Please see body worn operation in the user manual.

Specification

EUT testedradios application	GSM900/1800 WCDMA Band 1,8 FDD LTE Band 1,3,7,8,20,28 TDD LTE Band 38,40,41 5G NR Band N1,3,28,41,78 802.11a/b/g/n/ac/ax Bluetooth V5.0+BR/EDR/LE NFC GPS
	WCDMA Version Rel.9 LTE Version Rel.15

Maximum RF output power	GSM900: 34dBm GSM1800: 32dBm WCDMA Band 1: 23dBm WCDMA Band 8: 23dBm FDD LTE Band 1: 23dBm FDD LTE Band 3: 23dBm FDD LTE Band 7: 23dBm FDD LTE Band 8: 23dBm FDD LTE Band 20: 23dBm FDD LTE Band 28: 23dBm TDD LTE Band 38: 23dBm TDD LTE Band 40: 23dBm TDD LTE Band 41: 23dBm 5G NR Band N1: 23dBm 5G NR Band N3: 23dBm 5G NR Band N28: 23dBm 5G NR Band N41: 23dBm 5G NR Band N78: 23dBm 802.11b/g/n/ax: 18.02dBm 802.11a/n/ac/ax: 19.39dBm Bluetooth BR/EDR: 7.37dBm Bluetooth LE: 7.68 dBm NFC: -16.921dBμA/m @10m GPS(RX Only)
-------------------------	---

CE Caution

Battery Caution

- There is a risk of explosion if battery is replaced by an incorrect type.
- Dispose of used batteries according to the instructions.
- Do not dispose of a battery into fire or a hot oven, or mechanically crush or cut a battery. Doing so can result in an explosion.
- Leaving a battery in an extremely high temperature surrounding environment can result in an explosion or the leakage of flammable liquid or gas.
- A battery subjected to extremely low air pressure may result in an explosion or the leakage of flammable liquid or gas.

USB Port

This product shall only be connected to a USB interface of version USB2.0.

Proper Use

As described in this guide, your device can be used only in right location. If possible, please do not touch the antenna area on your device.

Do not expose your device to extreme temperatures lower than -10 °C and higher than + 45°C.

EU DECLARATION OF CONFORMITY



Hereby, ZTE Corporation declares that the radio equipment type ZTE A2022PG is in compliance with Directive 2014/53/EU.

The full text of the EU declaration of conformity is available at the following Internet address:
<https://certification.ztedevices.com>

The device is restricted to indoor use only when operating in the 5150to 5350 MHz frequency range.

	AT	BE	BG	HR	CY	CZ	DK
	EE	FI	FR	DE	EL	HU	IE
	IT	LV	LT	LU	MT	NL	PL
	PT	RO	SK	SI	ES	SE	UK(NI)

DATOS ELECTRICOS DE OPERACIÓN:

Teléfono: 3.87 V

Adaptador de Corriente ca/cc:

Entrada: 100 – 240V ~ 50/60Hz1.5 A

Salida: 5.0V 3.0 A / 9.0V 3.0 A / 15.0V 3.0 A / 20.0V 3.25 A

PPS: 5.0–11.0 V 5.0 A / 5.0–20.0 V 3.25 A