


7. SETUP PHOTOS

Sync Mode


RADIATED EMISSIONS MEASUREMENT SETUP




RADIATED FRONT PHOTO (BELOW 1 GHz)



RADIATED BACK PHOTO (BELOW 1 GHz)



RADIATED FRONT PHOTO (ABOVE 1-18 GHz)



RADIATED BACK PHOTO (ABOVE 1-18 GHz)




RADIATED FRONT PHOTO (ABOVE 18-40 GHz)




RADIATED BACK PHOTO (ABOVE 18-40 GHz)

Charging Mode


RADIATED EMISSIONS MEASUREMENT SETUP




RADIATED FRONT PHOTO (BELOW 1 GHz)




RADIATED BACK PHOTO (BELOW 1 GHz)



RADIATED FRONT PHOTO (ABOVE 1-18 GHz)



RADIATED BACK PHOTO (ABOVE 1-18 GHz)



RADIATED FRONT PHOTO (ABOVE 18-40 GHz)



RADIATED BACK PHOTO (ABOVE 18-40 GHz)

POWERLINE CONDUCTED EMISSIONS MEASUREMENT SETUP



LINE CONDUCTED FRONT PHOTO (SYNC MODE)



LINE CONDUCTED SIDE VIEW PHOTO (SYNC MODE)



LINE CONDUCTED FRONT PHOTO
(CHARGING MODE)



LINE CONDUCTED FRONT PHOTO
(CHARGING MODE)

END OF REPORT