

Quick Start Guide



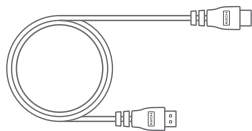
Verizon
Stream TV
(ASK-STI6220)



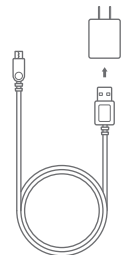
Verizon
Stream TV Device



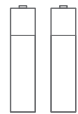
RCU



HDMI Cable



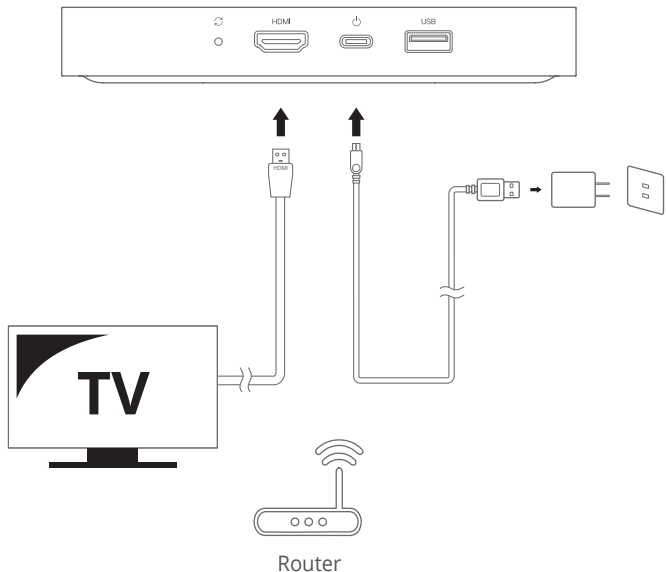
USB Cable +
Power Adapter



Batteries
(The remote control is using
two AAA alkaline batteries)

SETUP DIAGRAM

Connect the Verizon Stream TV Device to your TV with the HDMI cable.



REMOTE CONTROL



Voice Search

With the Voice Search built in you can quickly access entertainment, get answers and control devices around your home. Find the latest blockbuster, check the score of the big game or dim the lights. Just press the Search button on you remote to get started.

SETUP ANDROID TV DEVICE



- 1 Power on you TV and Android TV device.
- 2 Make sure your TV is set to the correct HDMI input.
- 3 Follow on-screen setup instructions.

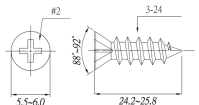


WALL MOUNTING

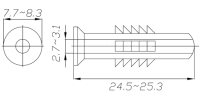
- The device can be mounted onto a flat surface such as a wall or the back of a TV.
- For wall mounting, the device must not be mounted higher than 2 meters above the floor.



Wall mount bracket x1



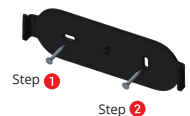
Screw x2



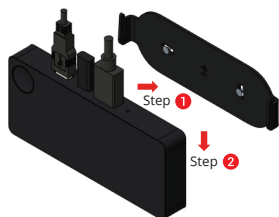
Anchor x2

WALL MOUNTING INSTALL GUIDANCE 1


1. 2pcs Screws to Fix bracket on wall



2. Assemble with bracket



3. Mount onto wall

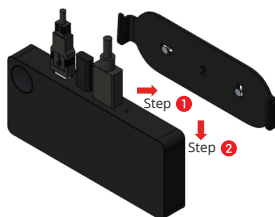


WALL MOUNTING INSTALL GUIDANCE 2


1. 2pcs Adhesive strips to Fix bracket on wall



2. Assemble with bracket



3. Mount onto wall



SAFETY INFORMATION



CAUTION!

NOTICE: To prevent fire and electric shock, do not expose this device to rain or moisture. In order to avoid any possible risk of electric shock, never attempt to open the unit. In case of the unit breaking down, repair of the unit should be carried out by qualified technicians. No part of this unit should be repaired by users.

WARNING!

- Presence of live parts inside the device! Do not open. Risk of electric shock! No part should be repaired by users.
- Place the device on a flat, firm and stable surface. Do not put it on a carpet or rug.
- Place the device in a well-ventilated location to prevent accumulation of internal heat.
- Protect the device from high temperatures, humidity, water and dust.
- Do not place any objects that might damage your device near it (e.g. liquid filled objects or candles).
- For wall mounting, the TV box must not be mounted higher than 2 meters.



Android TV is a trademark of Google LLC.

AT	BE	BG	CH	CY	CZ	DE	DK
EE	EL	ES	FI	FR	HR	HU	IE
IS	IT	LI	LT	LU	LV	MT	NL
NO	PL	PT	RO	SE	SI	SK	UK

FEDERAL COMMUNICATION COMMISSION INTERFERENCE STATEMENT

FCC Statement:

This device complies with Part 15 of the FCC Rules. Operation is subject to the following two conditions: (1) This device may not cause harmful interference, and (2) this device must accept any interference received, including interference that may cause undesired operation.

This equipment generates, uses and can radiate radio frequency energy and, if not installed and used in accordance with the instructions, may cause harmful interference to radio communications. However, there is no guarantee that interference will not occur in a particular installation. If this equipment does cause harmful interference to radio or television reception, which can be determined by turning the equipment off and on, the user is encouraged to try to correct the interference by one of the following measures:

- Reorient or relocate the receiving antenna.
- Increase the separation between the equipment and receiver.
- Connect the equipment into an outlet on a circuit different from that to which the receiver is connected.
- Consult the dealer or an experienced radio/TV technician for help.

FCC Caution:

Any changes or modifications not expressly approved by the party responsible for compliance could void the user's authority to operate this equipment. This transmitter must not be co-located or operating in conjunction with any other antenna or transmitter. Operations in the 5.15-5.25GHz band are restricted to indoor usage only. This device meets all the other requirements specified in Part 15E, Section 15.407 of the FCC Rules. (5G is only for Verizon Stream TV device)

RF Exposure Statement:

To comply with FCC RF exposure compliance requirements, the antenna used for this transmitter must be installed to provide a separation distance of at least 20 cm from all persons and must not be co-located or operating in conjunction with any other antenna or transmitter. (Only for Verizon Stream TV device)

UL Statement:

This product is intended to be supplied by an UL certified Class II power supply or Class II DC source suitable for use at minimum Tma 40 degree C whose output meets ES1, PS2 and is rated 5VDC, 2A. For wall mounting, this product must not be mounted higher than 2 meters above the floor. If need further assistance, please contact Verizon for further information.

Verizon uses and contributes to open source. For information about the open source used in the software included in this product as well as other Verizon software visit [verizon.com/opensource](https://www.verizon.com/opensource)

Caution:

- Risk of explosion if the battery is replaced by an incorrect type.
- Disposal of a battery into fire or a hot oven, or mechanically crushing or cutting of a battery, that can result in an explosion.
- Leaving a battery in an extremely high temperature surrounding environment that can result in an explosion or the leakage of flammable liquid or gas.
- A battery subjected to extremely low air pressure that may result in an explosion or the leakage of flammable liquid or gas.