



SETUP PHOTOGRAPHS

This document contains 8 photographs


Photograph No.1
Setup for carrier field strength measurements for EUT in X-axis position




Photograph No.2
Setup for carrier field strength measurements for EUT in Y-axis position



Photograph No.3
Setup for spurious emission field strength measurements in the anechoic chamber below 30 MHz



Photograph No.4
Setup for spurious emission field strength measurements in the anechoic chamber
in 30 – 1000 MHz range



Photograph No.5

Setup for carrier field strength, spurious emission field strength measurements in the anechoic chamber below 1000 MHz, EUT close view in X-axis position



Photograph No.6

Setup for carrier field strength measurements in the anechoic chamber, EUT close view in Y-axis position



Photograph No.7
Setup for spurious emission field strength measurements in the anechoic chamber
above 1000 MHz range



Photograph No.8
Setup for hopping parameters and band edge emissions measurements

