

## PHOTOGRAPHS OF THE TEST CONFIGURATION

CONDUCTED EMISSION TEST

(Bluetooth & WLAN)




## CONDUCTED EMISSION TEST (NFC)



## RADIATED EMISSION TEST

(WLAN 2.4GHz)

(Below 1GHz)







## RADIATED EMISSION TEST

(WLAN 2.4GHz)


(Above 1GHz)



## RADIATED EMISSION TEST

(WLAN 5GHz)



(Below 1GHz)



## RADIATED EMISSION TEST

(WLAN 5GHz)


(Above 1GHz)



## RADIATED EMISSION TEST

(Bluetooth)

(Below 1GHz)







## RADIATED EMISSION TEST

(Bluetooth)

(Above 1GHz)








## RADIATED EMISSION TEST

(Bluetooth LE)

(Below 1GHz)



RADIATED EMISSION TEST  
(Bluetooth LE)  
(Above 1GHz)




## RADIATED EMISSION TEST (NFC)



(WWAN)


(PART 22)

RADIATED EMISSION TEST  
(GSM/EDGE/WCDMA)






## RADIATED EMISSION TEST (LTE)




## ERP POWER TEST




(PART 24)

RADIATED EMISSION TEST



## EIRP POWER TEST







(PART 27)  
RADIATED EMISSION TEST  
(LTE BAND 7)



## RADIATED EMISSION TEST (LTE BAND 41)



## ERP POWER TEST

