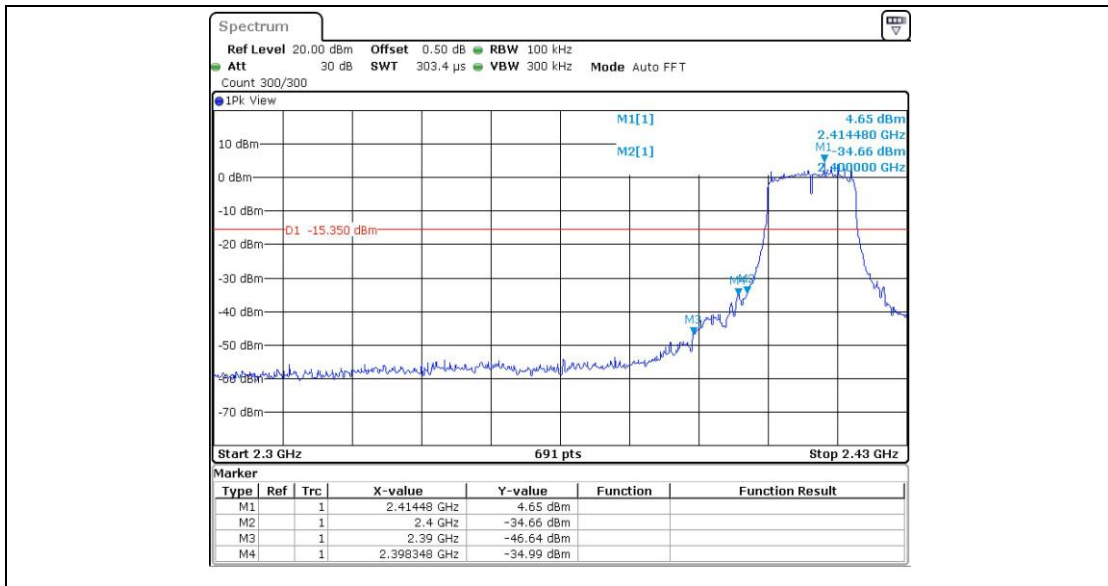


## Appendix C: Band edge measurements

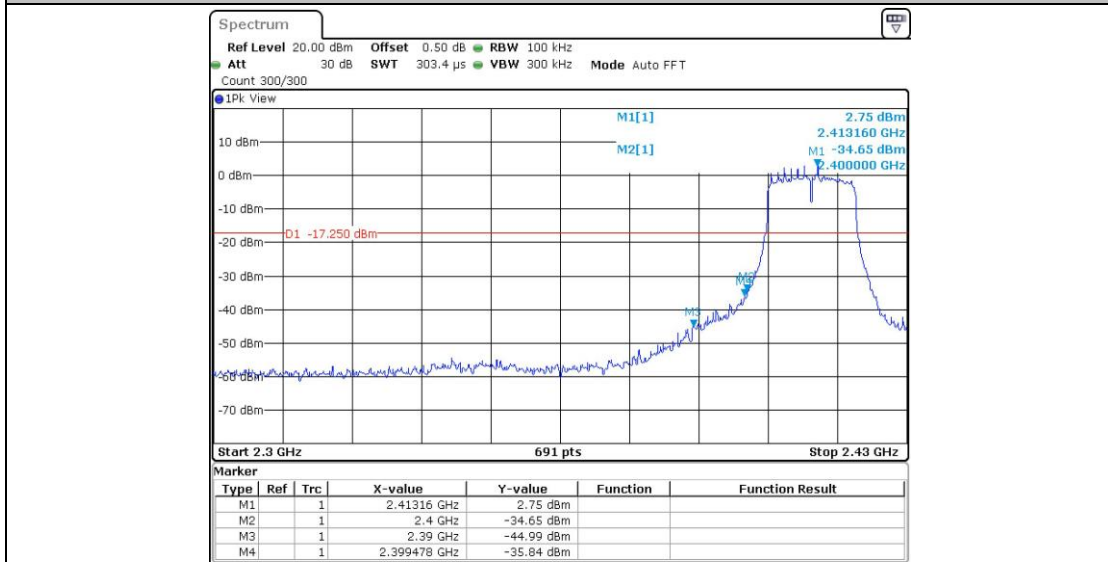
### Test Result

| TestMode  | Antenna | ChName | Channel | Result | Limit    | Verdict |
|-----------|---------|--------|---------|--------|----------|---------|
| 11G       | Ant1    | Low    | 2412    | -34.99 | <=-15.35 | PASS    |
|           | Ant2    | Low    | 2412    | -35.84 | <=-17.25 | PASS    |
|           | Ant1    | High   | 2462    | -51.67 | <=-15.73 | PASS    |
|           | Ant2    | High   | 2462    | -49.15 | <=-17.66 | PASS    |
| 11N20SISO | Ant1    | Low    | 2412    | -32.84 | <=-15.44 | PASS    |
|           | Ant2    | Low    | 2412    | -34.31 | <=-17.45 | PASS    |
|           | Ant1    | High   | 2462    | -48.05 | <=-17.29 | PASS    |
|           | Ant2    | High   | 2462    | -50.48 | <=-18.3  | PASS    |
| 11N40SISO | Ant1    | Low    | 2422    | -38.86 | <=-18.08 | PASS    |
|           | Ant2    | Low    | 2422    | -39.25 | <=-20.18 | PASS    |
|           | Ant1    | High   | 2452    | -44.73 | <=-18.55 | PASS    |
|           | Ant2    | High   | 2452    | -44.41 | <=-20.53 | PASS    |
| 11B       | Ant1    | Low    | 2412    | -28.87 | <=-10.52 | PASS    |
|           | Ant2    | Low    | 2412    | -40.04 | <=-10.89 | PASS    |
|           | Ant1    | High   | 2462    | -41.51 | <=-8.87  | PASS    |
|           | Ant2    | High   | 2462    | -41.68 | <=-10.55 | PASS    |

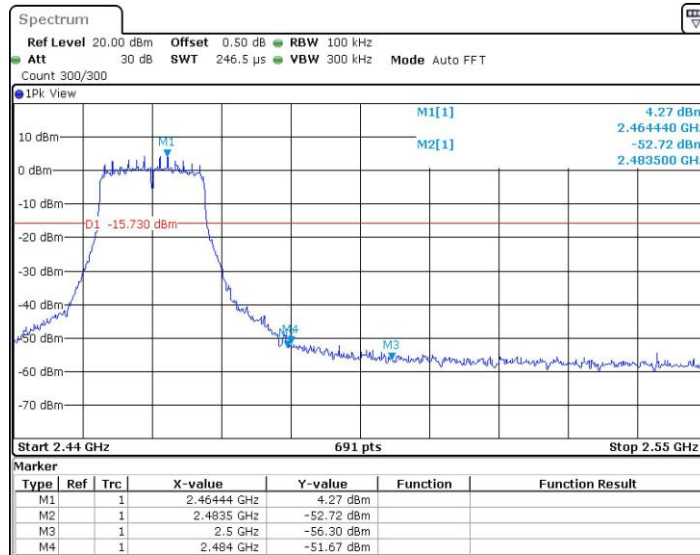
**Test Graphs**



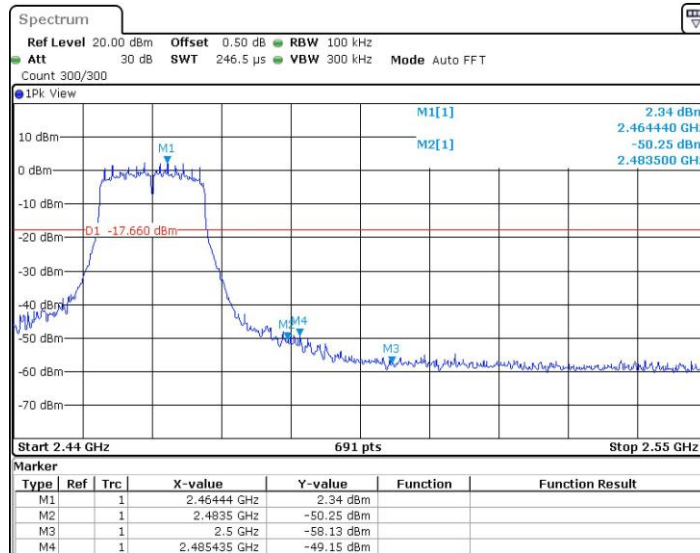
11G\_Ant1\_Low\_2412



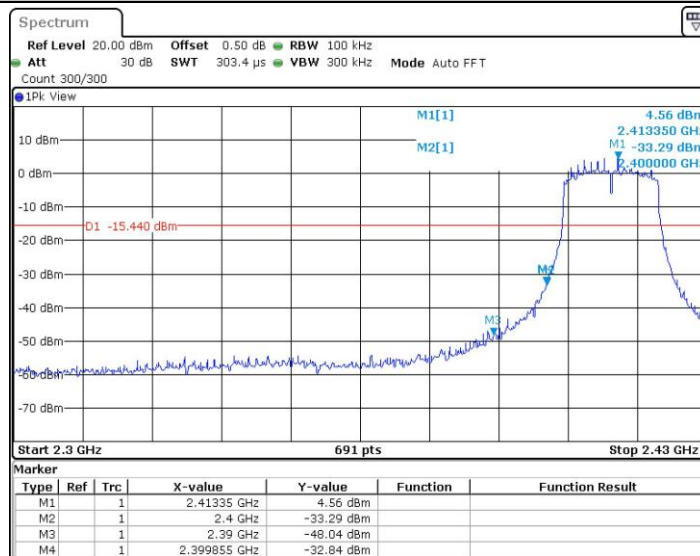
11G\_Ant2\_Low\_2412



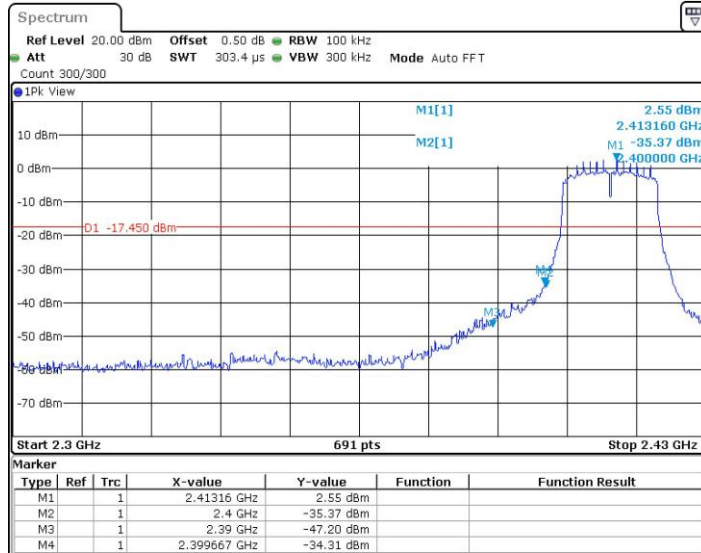
11G\_Ant1\_High\_2462



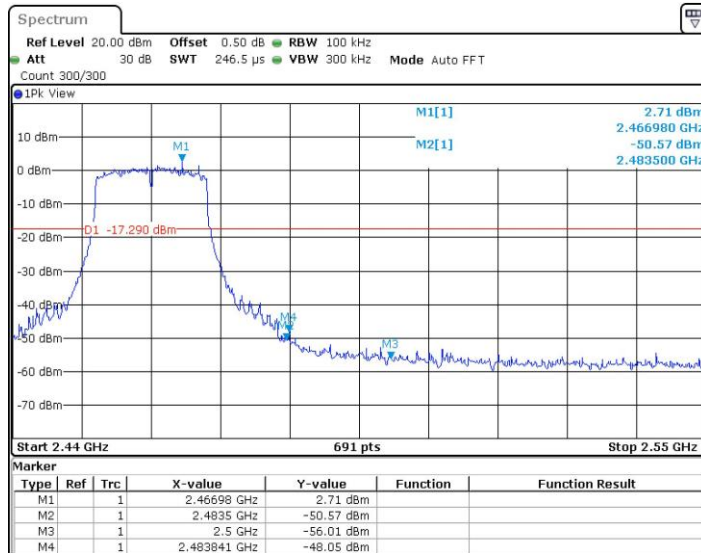
11G\_Ant2\_High\_2462



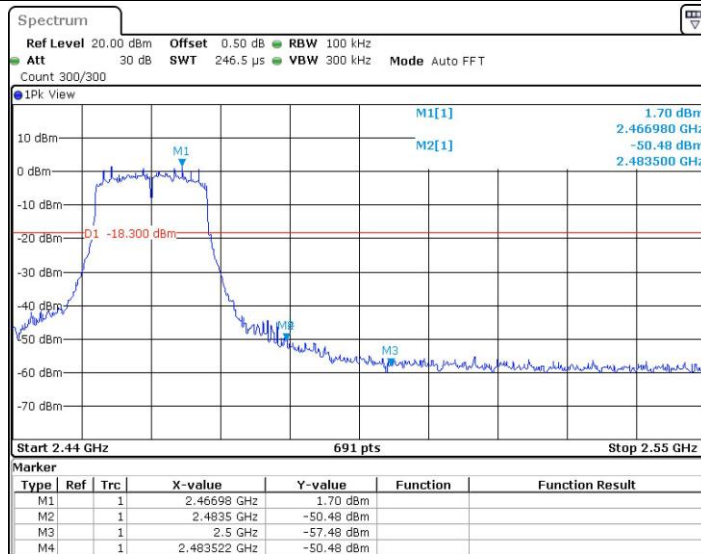
11N20SISO\_Ant1\_Low\_2412



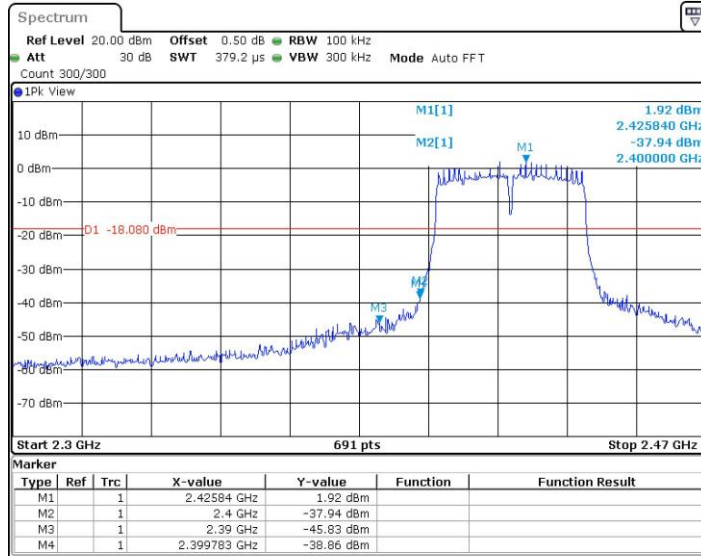
11N20SISO\_Ant2\_Low\_2412



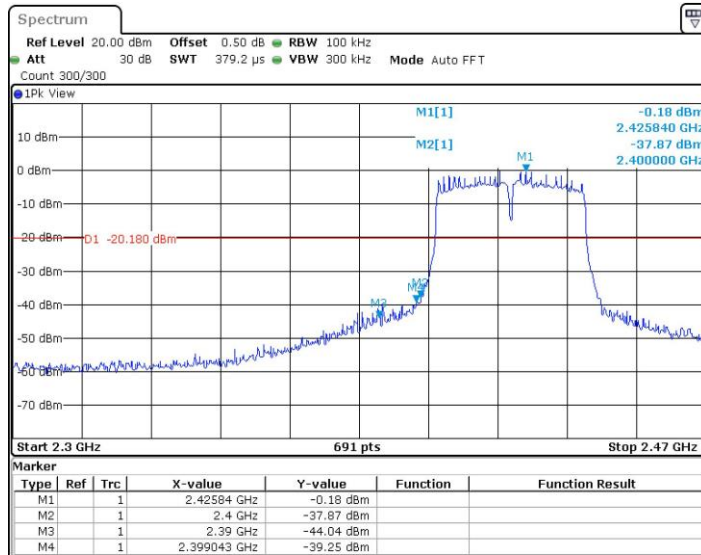
11N20SISO\_Ant1\_High\_2462



11N20SISO\_Ant2\_High\_2462



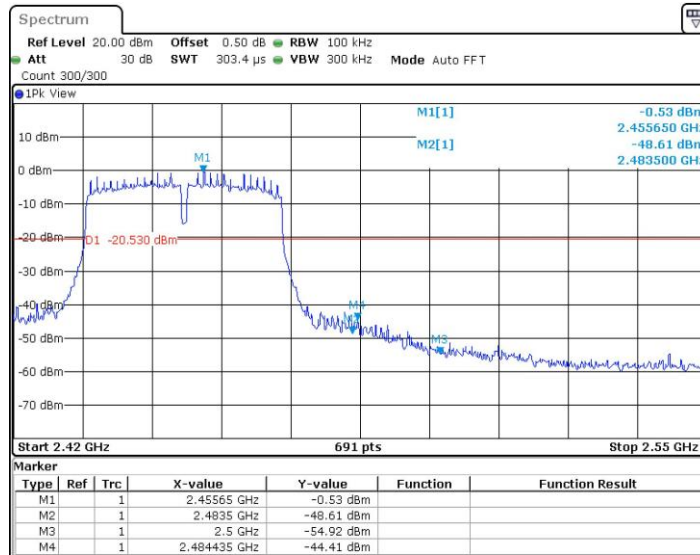
11N40SISO\_Ant1\_Low\_2422



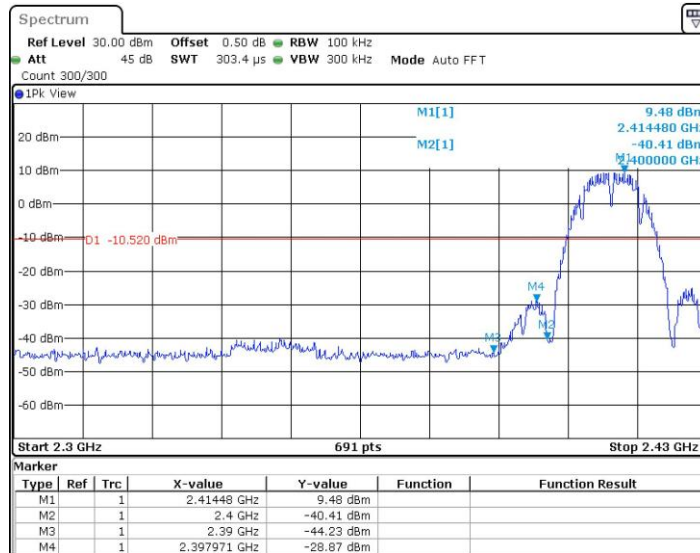
11N40SISO\_Ant2\_Low\_2422



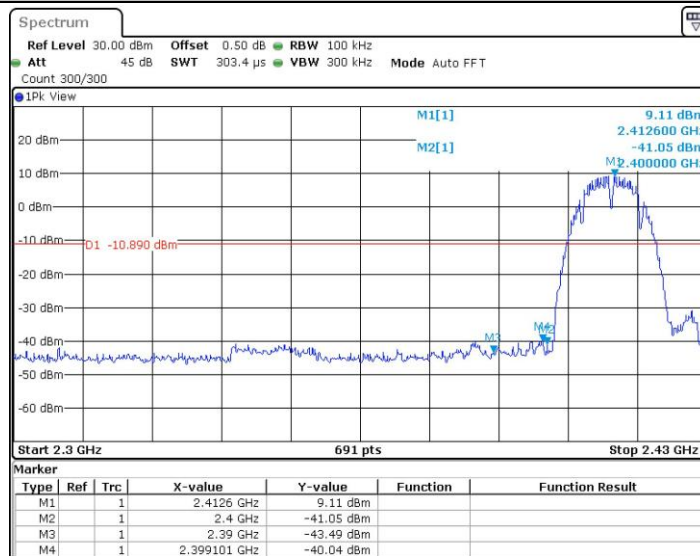
11N40SISO\_Ant1\_High\_2452



11N40SISO\_Ant2\_High\_2452



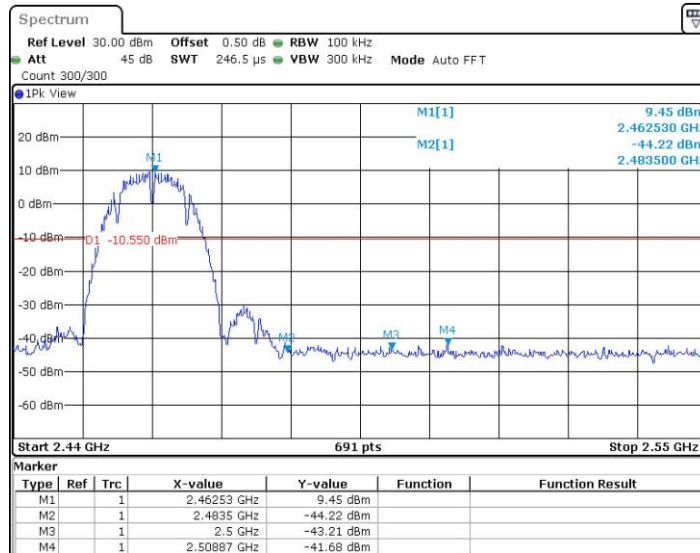
11B\_Ant1\_Low\_2412



11B\_Ant2\_Low\_2412



11B\_Ant1\_High\_2462



11B\_Ant2\_High\_2462

## Appendix D: Conducted Spurious Emission

### Test Result

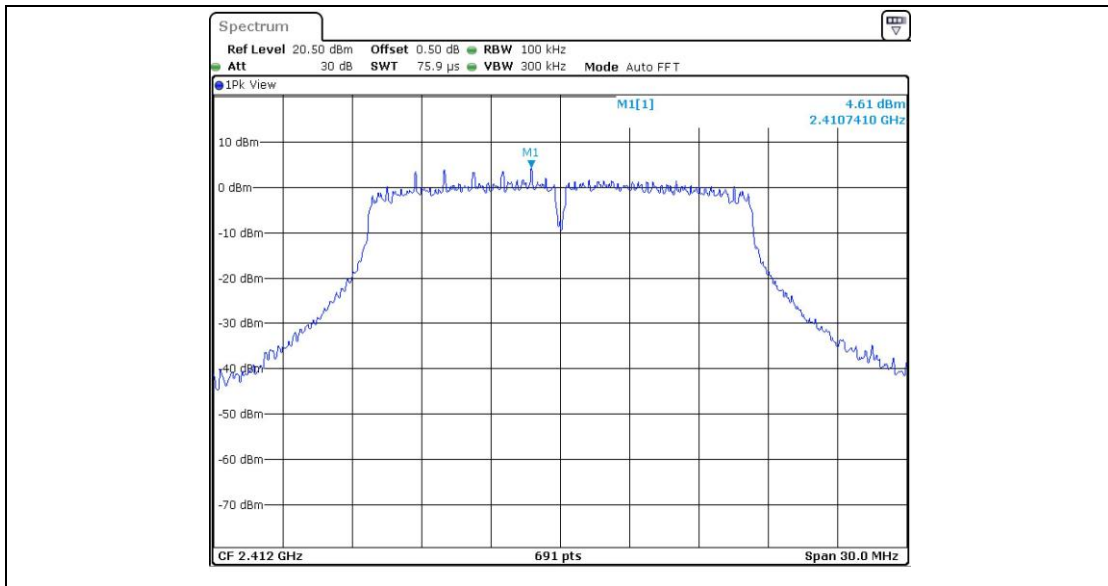
| TestMode | Antenna   | Channel | FreqRange    | Max. Fre     | Max. Level | Limit    | Verdict  |      |
|----------|-----------|---------|--------------|--------------|------------|----------|----------|------|
| 11G      | Ant1      | 2412    | Reference    | 4.61         | 4.61       | ---      | PASS     |      |
|          |           |         | 0.009~2400   | 4.61         | -37.05     | <= 15.39 | PASS     |      |
|          |           |         | 2483.5~25000 | 4.61         | -52.6      | <= 15.39 | PASS     |      |
|          | Ant2      | 2412    | Reference    | 2.73         | 2.73       | ---      | PASS     |      |
|          |           |         | 0.009~2400   | 2.73         | -35.85     | <= 17.27 | PASS     |      |
|          |           |         | 2483.5~25000 | 2.73         | -52.4      | <= 17.27 | PASS     |      |
|          | Ant1      | 2437    | Reference    | 3.45         | 3.45       | ---      | PASS     |      |
|          |           |         | 0.009~2400   | 3.45         | -52.62     | <= 16.55 | PASS     |      |
|          |           |         | 2483.5~25000 | 3.45         | -52.27     | <= 16.55 | PASS     |      |
|          | Ant2      | 2437    | Reference    | 2.67         | 2.67       | ---      | PASS     |      |
|          |           |         | 0.009~2400   | 2.67         | -55.16     | <= 17.33 | PASS     |      |
|          |           |         | 2483.5~25000 | 2.67         | -52.22     | <= 17.33 | PASS     |      |
|          | Ant1      | 2462    | Reference    | 4.27         | 4.27       | ---      | PASS     |      |
|          |           |         | 0.009~2400   | 4.27         | -54.37     | <= 15.73 | PASS     |      |
|          |           |         | 2483.5~25000 | 4.27         | -50.33     | <= 15.73 | PASS     |      |
|          | Ant2      | 2462    | Reference    | 1.00         | 1.00       | ---      | PASS     |      |
|          |           |         | 0.009~2400   | 1.00         | -55.67     | <= -19   | PASS     |      |
|          |           |         | 2483.5~25000 | 1.00         | -49.79     | <= -19   | PASS     |      |
|          | 11N20SISO | Ant1    | 2412         | Reference    | 4.56       | 4.56     | ---      | PASS |
|          |           |         |              | 0.009~2400   | 4.56       | -34.73   | <= 15.44 | PASS |
|          |           |         |              | 2483.5~25000 | 4.56       | -52.25   | <= 15.44 | PASS |
|          |           | Ant2    | 2412         | Reference    | 2.94       | 2.94     | ---      | PASS |
|          |           |         |              | 0.009~2400   | 2.94       | -36      | <= 17.06 | PASS |
|          |           |         |              | 2483.5~25000 | 2.94       | -52.6    | <= 17.06 | PASS |



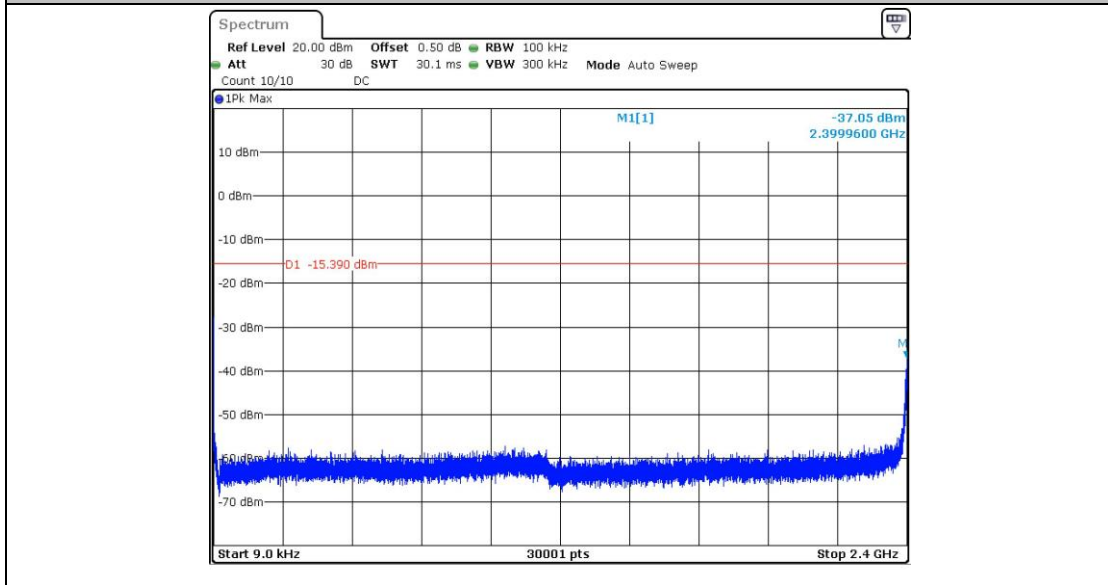
|           |      |      |              |      |        |     |       |      |
|-----------|------|------|--------------|------|--------|-----|-------|------|
|           | Ant1 | 2437 | Reference    | 3.84 | 3.84   | --- | PASS  |      |
|           |      |      | 0.009~2400   | 3.84 | -53.83 | <=  | 16.16 | PASS |
|           |      |      | 2483.5~25000 | 3.84 | -52.43 | <=  | 16.16 | PASS |
|           | Ant2 | 2437 | Reference    | 2.21 | 2.21   | --- | PASS  |      |
|           |      |      | 0.009~2400   | 2.21 | -55.54 | <=  | 17.79 | PASS |
|           |      |      | 2483.5~25000 | 2.21 | -53.53 | <=  | 17.79 | PASS |
|           | Ant1 | 2462 | Reference    | 4.20 | 4.20   | --- | PASS  |      |
|           |      |      | 0.009~2400   | 4.20 | -55.41 | <=  | 15.8  | PASS |
|           |      |      | 2483.5~25000 | 4.20 | -51.94 | <=  | 15.8  | PASS |
|           | Ant2 | 2462 | Reference    | 2.73 | 2.73   | --- | PASS  |      |
|           |      |      | 0.009~2400   | 2.73 | -54.26 | <=  | 17.27 | PASS |
|           |      |      | 2483.5~25000 | 2.73 | -53.01 | <=  | 17.27 | PASS |
| 11N40SISO | Ant1 | 2422 | Reference    | 1.95 | 1.95   | --- | PASS  |      |
|           |      |      | 0.009~2400   | 1.95 | -40.48 | <=  | 18.05 | PASS |
|           |      |      | 2483.5~25000 | 1.95 | -52.15 | <=  | 18.05 | PASS |
|           | Ant2 | 2422 | Reference    | 0.30 | 0.30   | --- | PASS  |      |
|           |      |      | 0.009~2400   | 0.30 | -39.37 | <=  | 19.7  | PASS |
|           |      |      | 2483.5~25000 | 0.30 | -52.58 | <=  | 19.7  | PASS |
|           | Ant1 | 2437 | Reference    | 1.62 | 1.62   | --- | PASS  |      |
|           |      |      | 0.009~2400   | 1.62 | -46.18 | <=  | 18.38 | PASS |
|           |      |      | 2483.5~25000 | 1.62 | -52.61 | <=  | 18.38 | PASS |
|           | Ant2 | 2437 | Reference    | 0.06 | 0.06   | --- | PASS  |      |
|           |      |      | 0.009~2400   | 0.06 | -46.9  | <=  | 19.94 | PASS |
|           |      |      | 2483.5~25000 | 0.06 | -53.12 | <=  | 19.94 | PASS |
|           | Ant1 | 2452 | Reference    | 1.32 | 1.32   | --- | PASS  |      |
|           |      |      | 0.009~2400   | 1.32 | -54.43 | <=  | 18.68 | PASS |
|           |      |      | 2483.5~25000 | 1.32 | -47.71 | <=  | PASS  |      |

|     |      |      |              |              |        |        |              |      |
|-----|------|------|--------------|--------------|--------|--------|--------------|------|
|     |      |      |              |              |        | 18.68  |              |      |
|     | Ant2 | 2452 | Reference    | 0.00         | 0.00   | ---    | PASS         |      |
|     |      |      | 0.009~2400   | 0.00         | -52.55 | <=-20  | PASS         |      |
|     |      |      | 2483.5~25000 | 0.00         | -45.58 | <=-20  | PASS         |      |
| 11B | Ant1 | 2412 | Reference    | 9.81         | 9.81   | ---    | PASS         |      |
|     |      |      |              | 0.009~2400   | 9.81   | -30.01 | <=-<br>10.19 | PASS |
|     |      |      |              | 2483.5~25000 | 9.81   | -51.56 | <=-<br>10.19 | PASS |
|     | Ant2 | 2412 | Reference    | 10.04        | 10.04  | ---    | PASS         |      |
|     |      |      |              | 0.009~2400   | 10.04  | -43.3  | <=-<br>9.96  | PASS |
|     |      |      |              | 2483.5~25000 | 10.04  | -45.22 | <=-<br>9.96  | PASS |
|     | Ant1 | 2437 | Reference    | 11.09        | 11.09  | ---    | PASS         |      |
|     |      |      |              | 0.009~2400   | 11.09  | -47.63 | <=-<br>8.91  | PASS |
|     |      |      |              | 2483.5~25000 | 11.09  | -51.41 | <=-<br>8.91  | PASS |
|     | Ant2 | 2437 | Reference    | 9.91         | 9.91   | ---    | PASS         |      |
|     |      |      |              | 0.009~2400   | 9.91   | -48.97 | <=-<br>10.09 | PASS |
|     |      |      |              | 2483.5~25000 | 9.91   | -45.49 | <=-<br>10.09 | PASS |
|     | Ant1 | 2462 | Reference    | 10.98        | 10.98  | ---    | PASS         |      |
|     |      |      |              | 0.009~2400   | 10.98  | -46.98 | <=-<br>9.02  | PASS |
|     |      |      |              | 2483.5~25000 | 10.98  | -49.72 | <=-<br>9.02  | PASS |
|     | Ant2 | 2462 | Reference    | 9.60         | 9.60   | ---    | PASS         |      |
|     |      |      |              | 0.009~2400   | 9.60   | -48.8  | <=-<br>10.4  | PASS |
|     |      |      |              | 2483.5~25000 | 9.60   | -47.07 | <=-<br>10.4  | PASS |

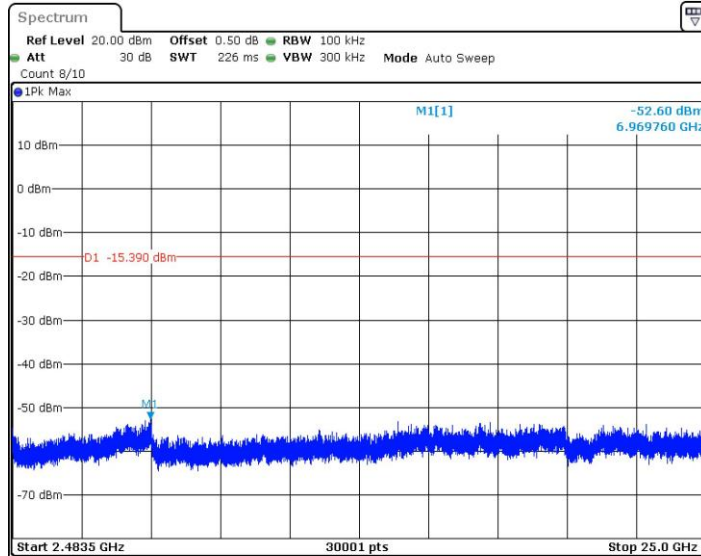
### Test Graphs



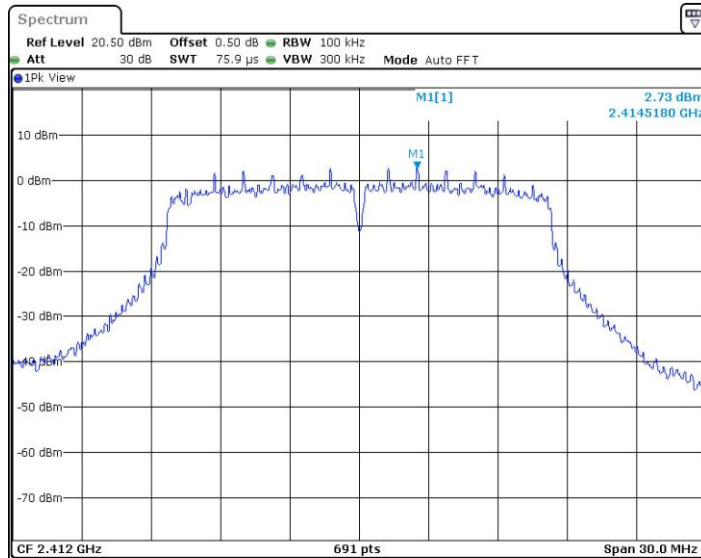
11G\_Ant1\_2412\_0~Reference



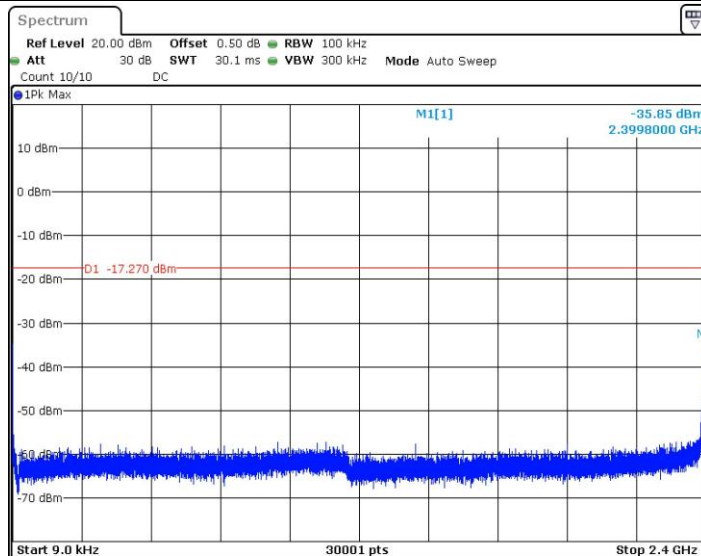
11G\_Ant1\_2412\_0.009~2400



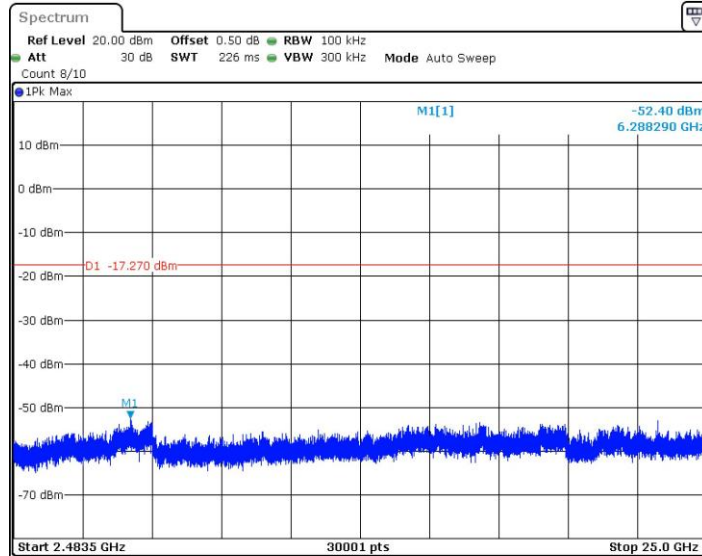
11G\_Ant1\_2412\_2483.5~25000



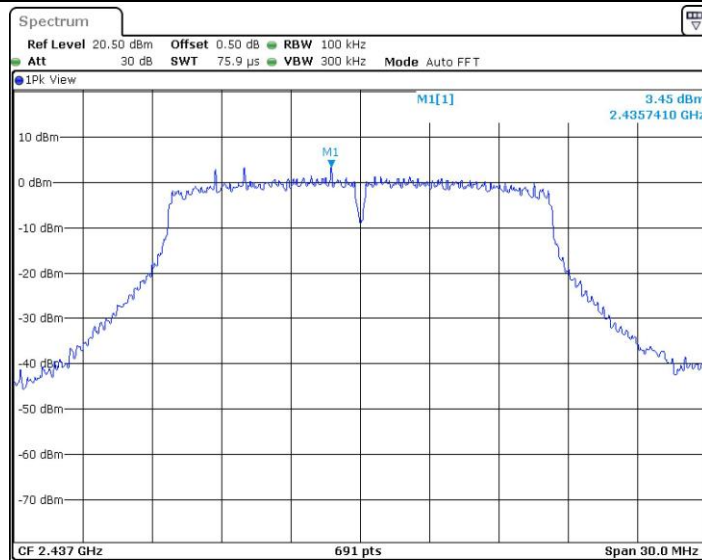
11G\_Ant2\_2412\_0~Reference



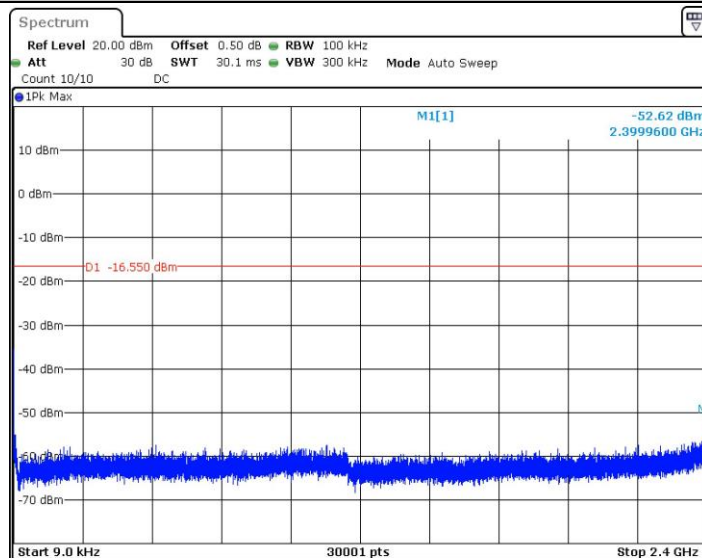
11G\_Ant2\_2412\_0.009~2400



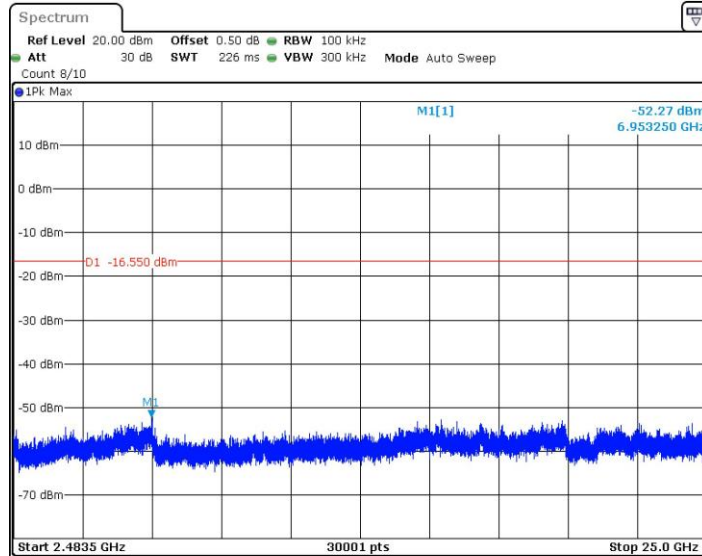
11G\_Ant2\_2412\_2483.5~25000



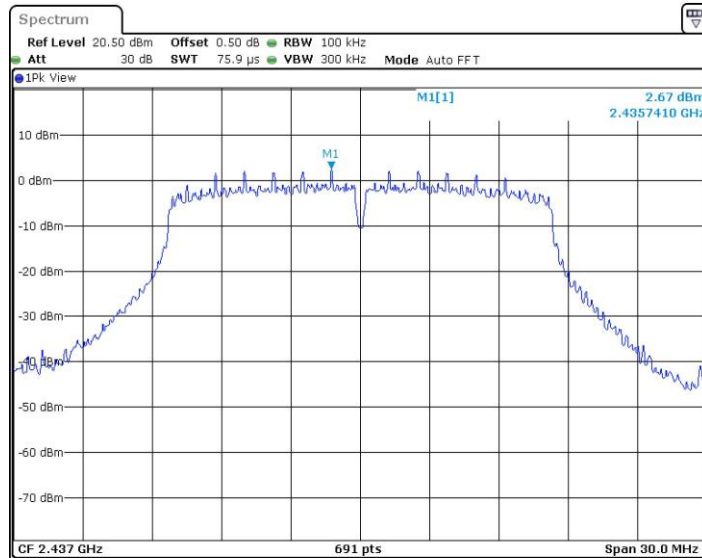
11G\_Ant1\_2437\_0~Reference



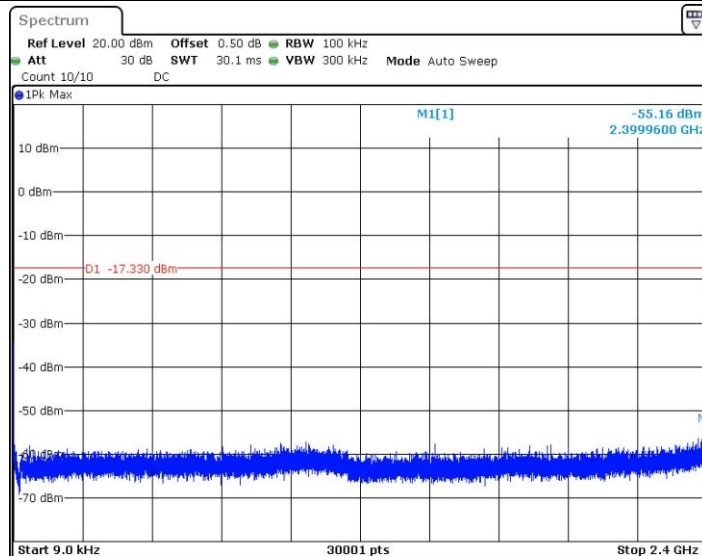
11G\_Ant1\_2437\_0.009~2400



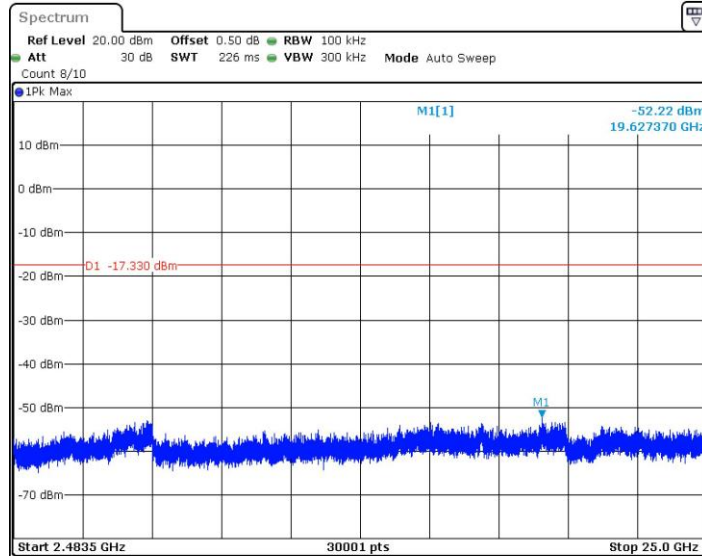
11G\_Ant1\_2437\_2483.5~25000



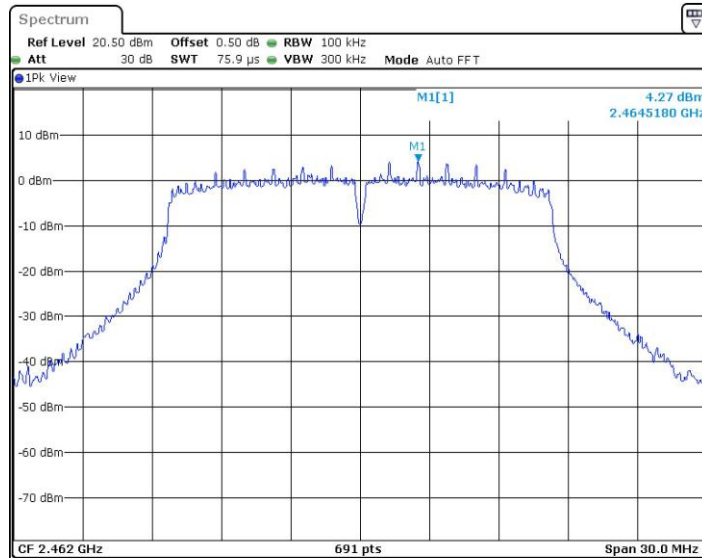
11G\_Ant2\_2437\_0~Reference



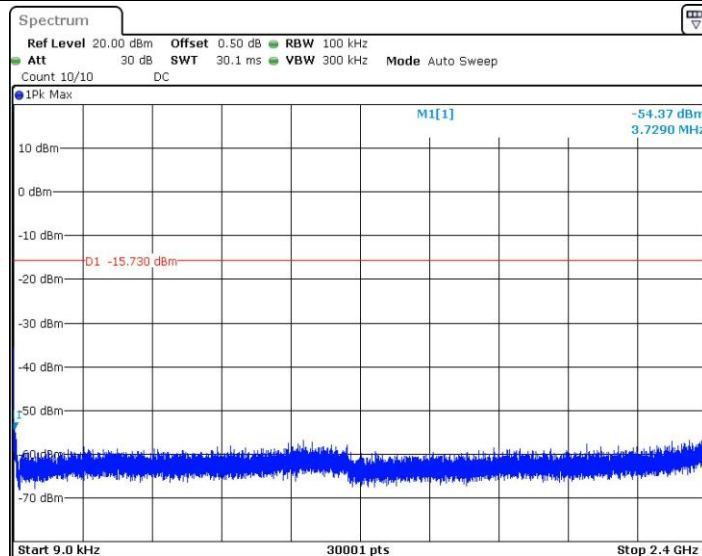
11G\_Ant2\_2437\_0.009~2400



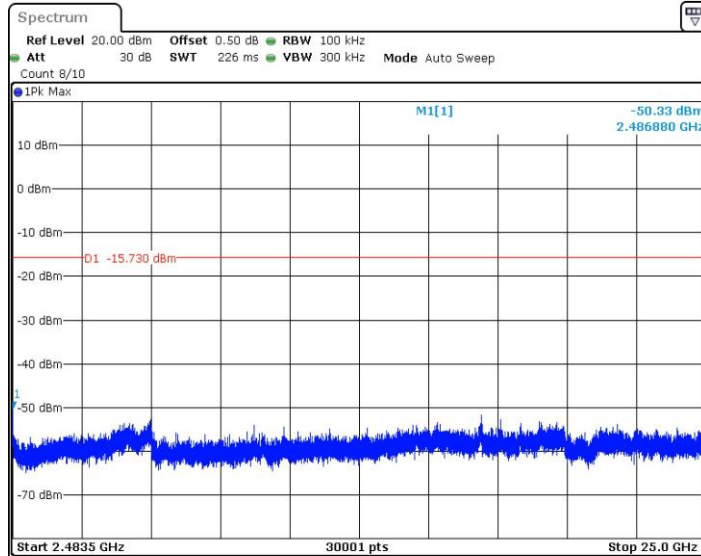
11G\_Ant2\_2437\_2483.5~25000



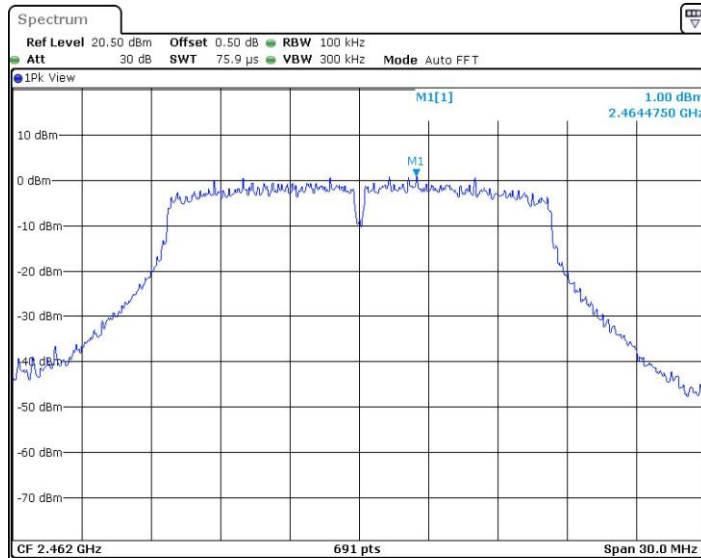
11G\_Ant1\_2462\_0~Reference



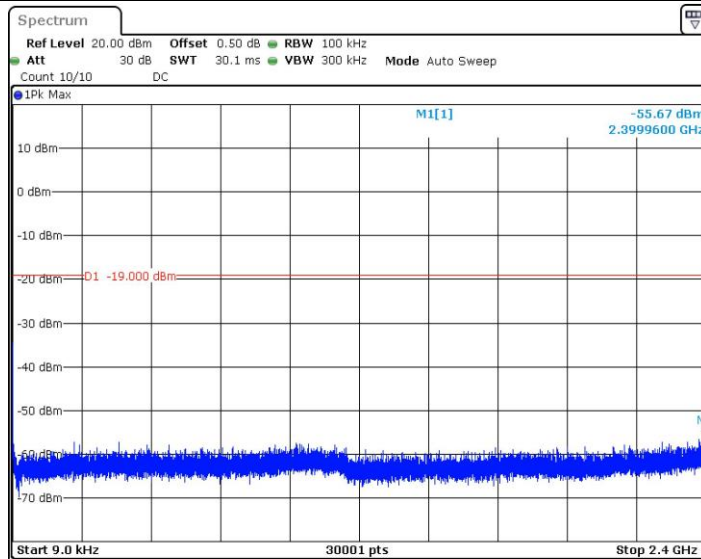
11G\_Ant1\_2462\_0.009~2400



11G\_Ant1\_2462\_2483.5~25000

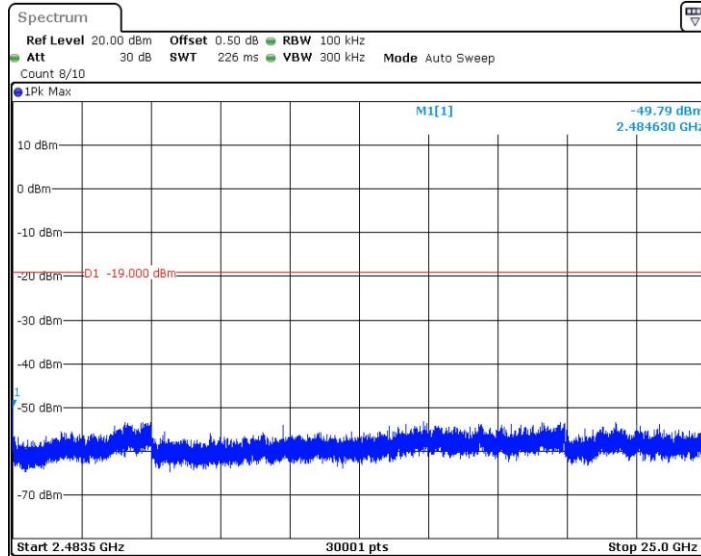


11G\_Ant2\_2462\_0~Reference

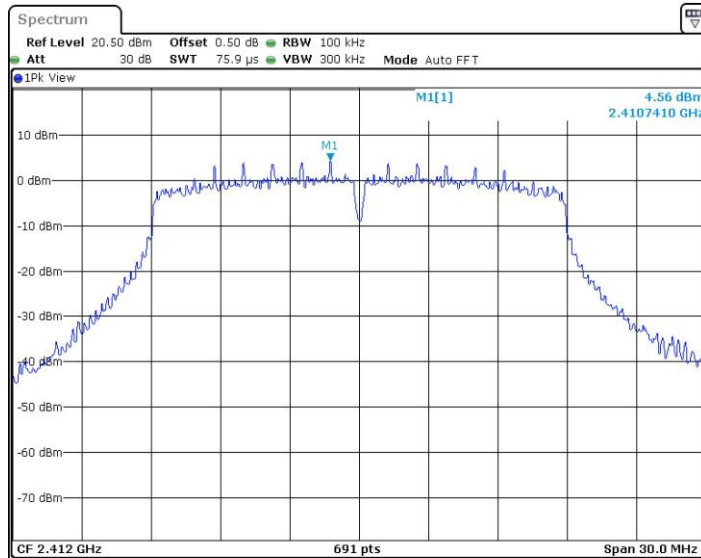


11G\_Ant2\_2462\_0.009~2400

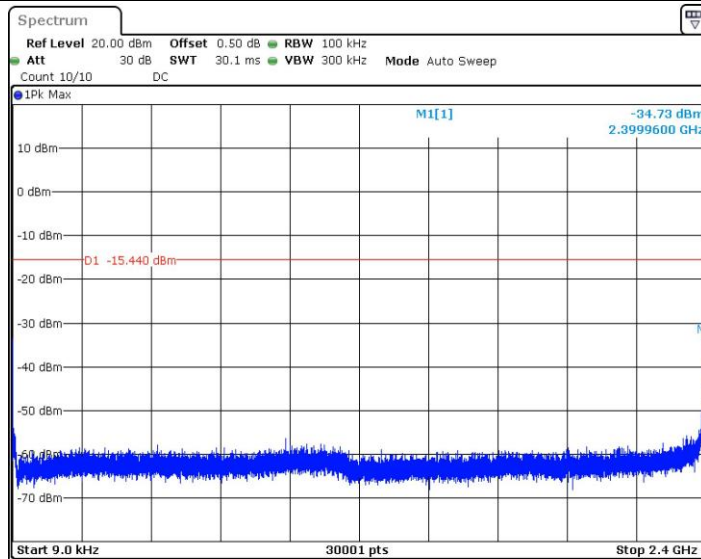




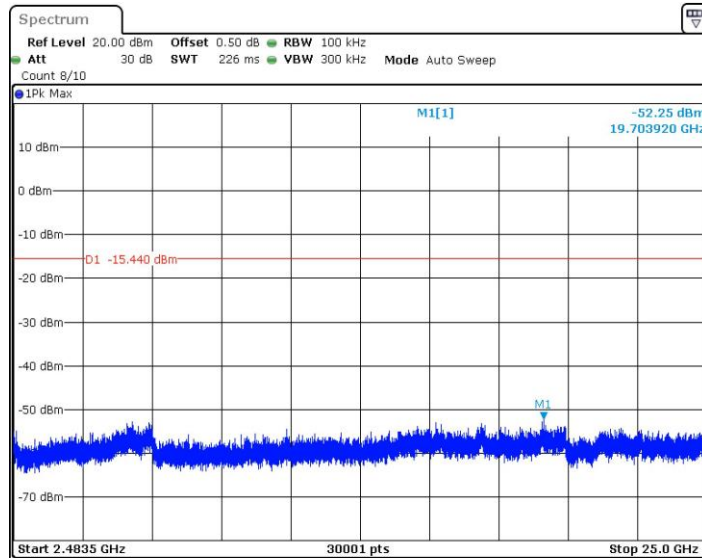
11G\_Ant2\_2462\_2483.5~25000



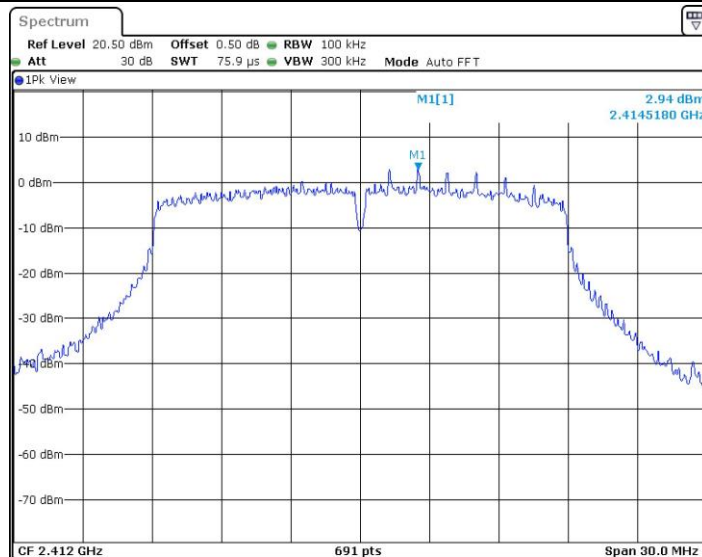
11N20SISO\_Ant1\_2412\_0~Reference



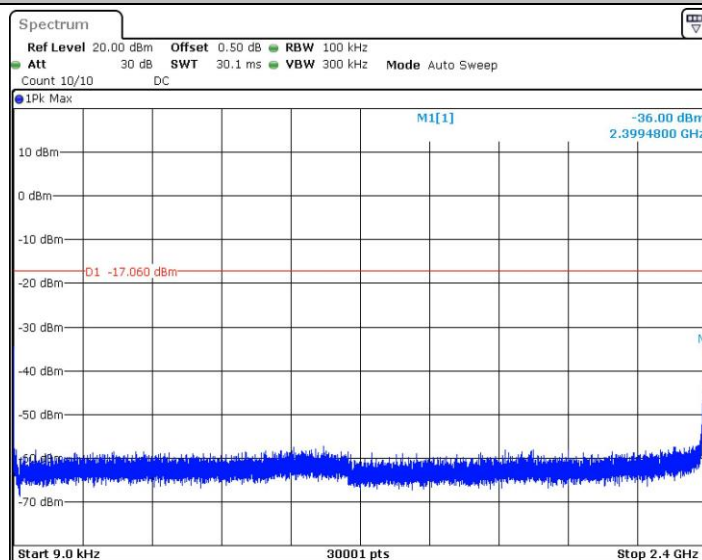
11N20SISO\_Ant1\_2412\_0.009~2400



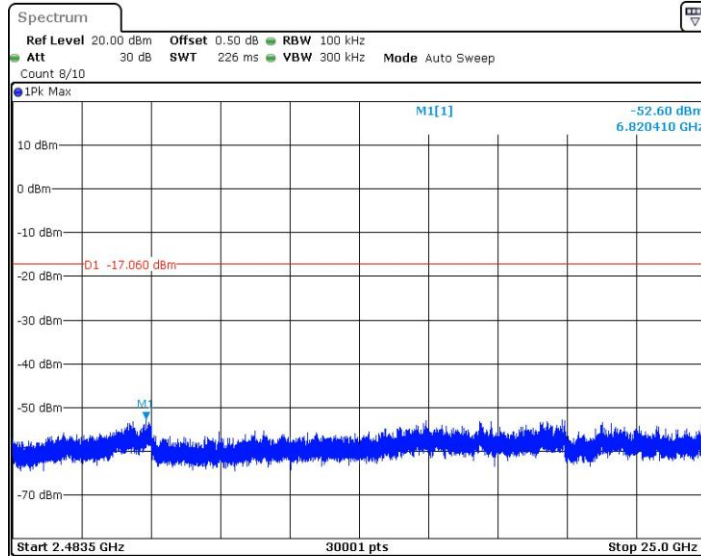
11N20SISO\_Ant1\_2412\_2483.5~25000



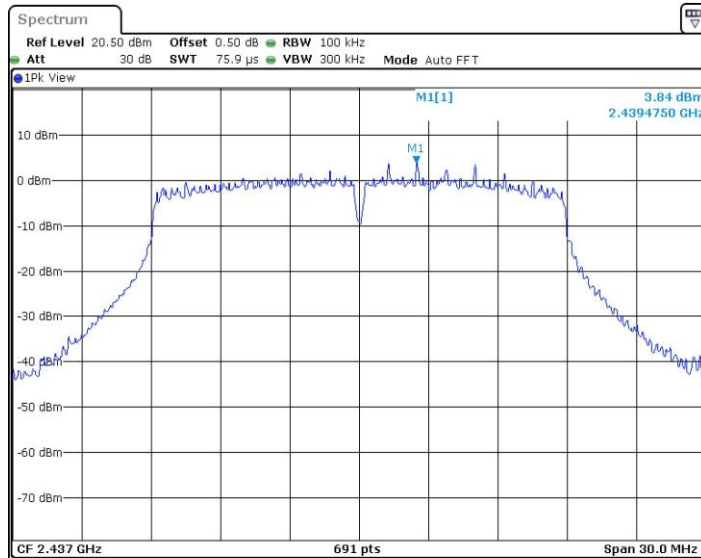
11N20SISO\_Ant2\_2412\_0~Reference



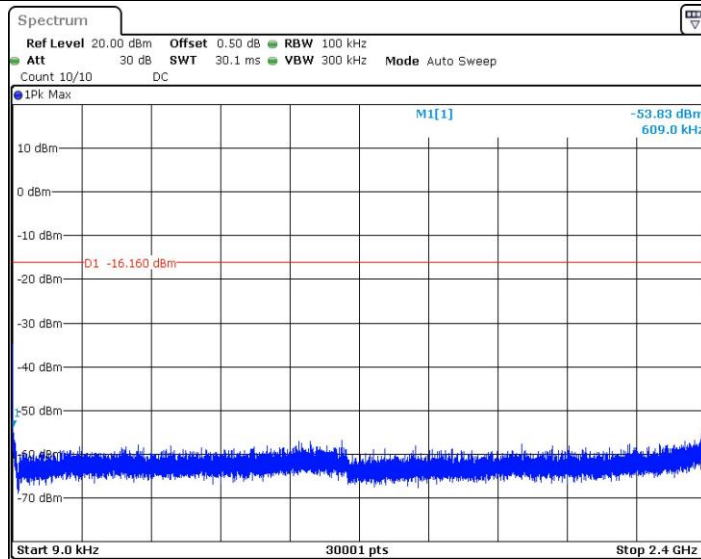
11N20SISO\_Ant2\_2412\_0.009~2400



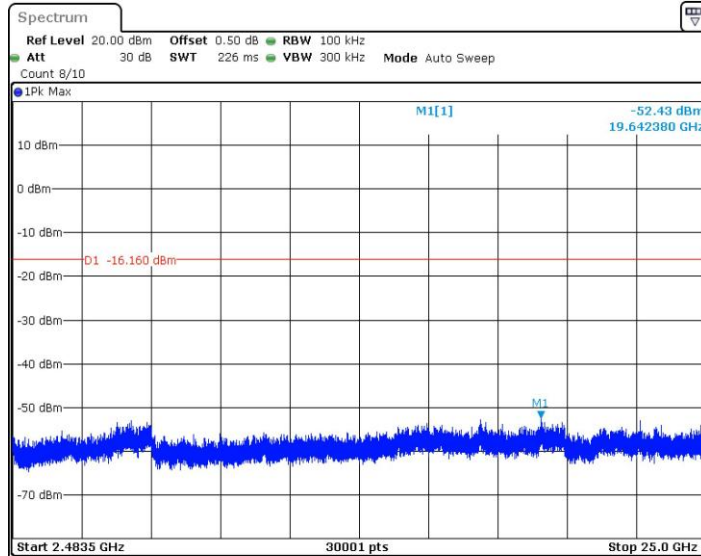
11N20SISO\_Ant2\_2412\_2483.5~25000



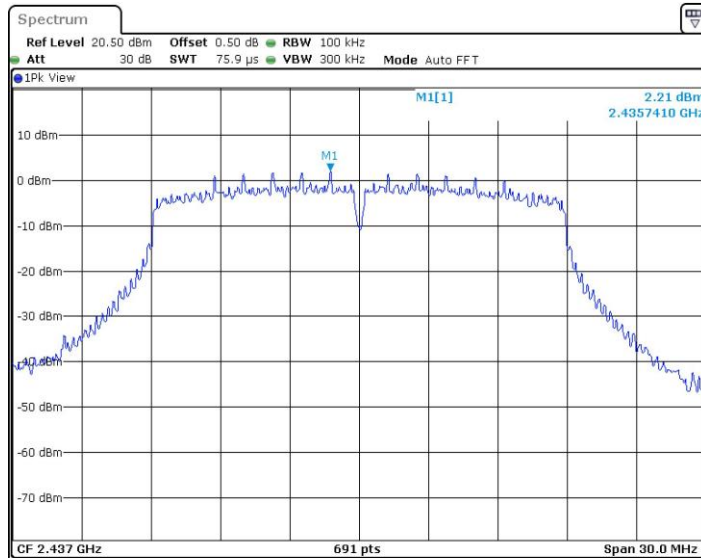
11N20SISO\_Ant1\_2437\_0~Reference



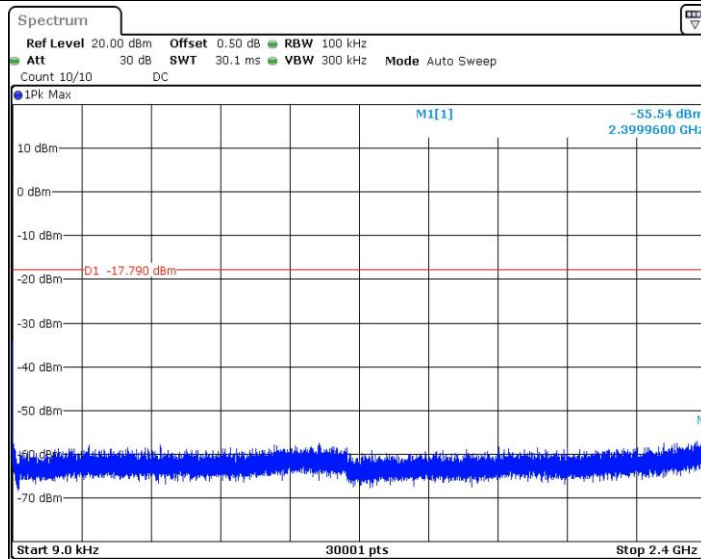
11N20SISO\_Ant1\_2437\_0.009~2400



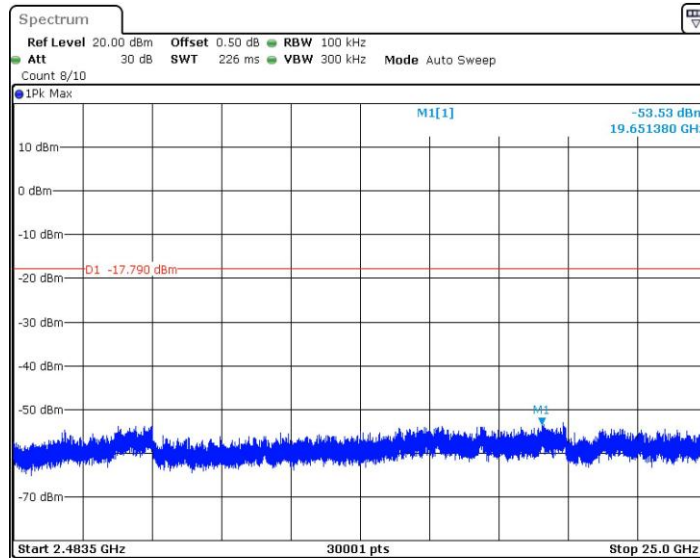
11N20SISO\_Ant1\_2437\_2483.5~25000



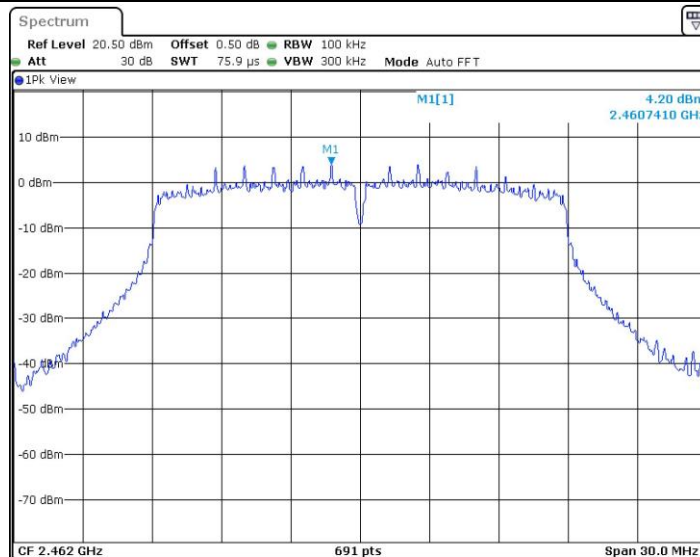
11N20SISO\_Ant2\_2437\_0~Reference



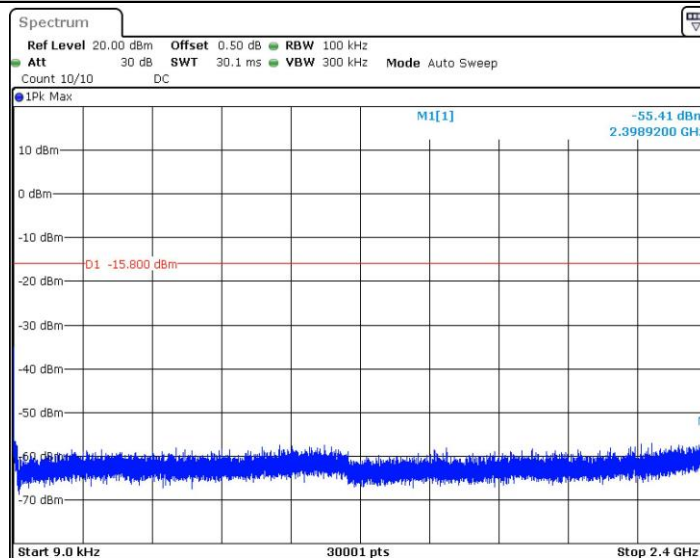
11N20SISO\_Ant2\_2437\_0.009~2400



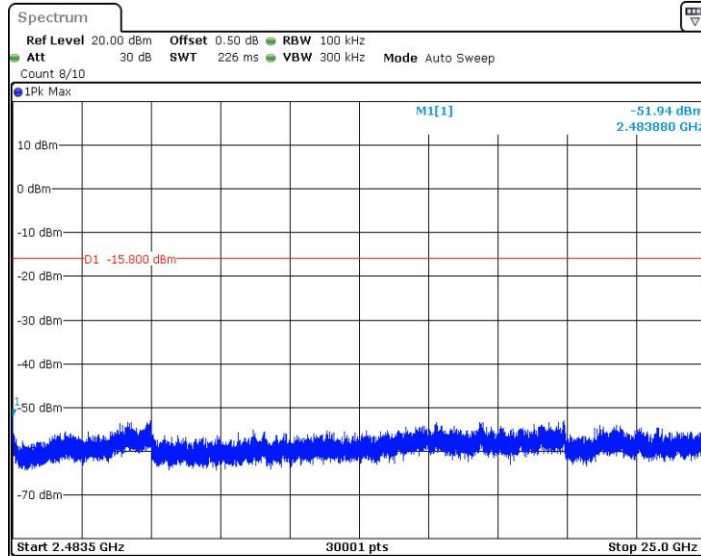
11N20SISO\_Ant2\_2437\_2483.5~25000



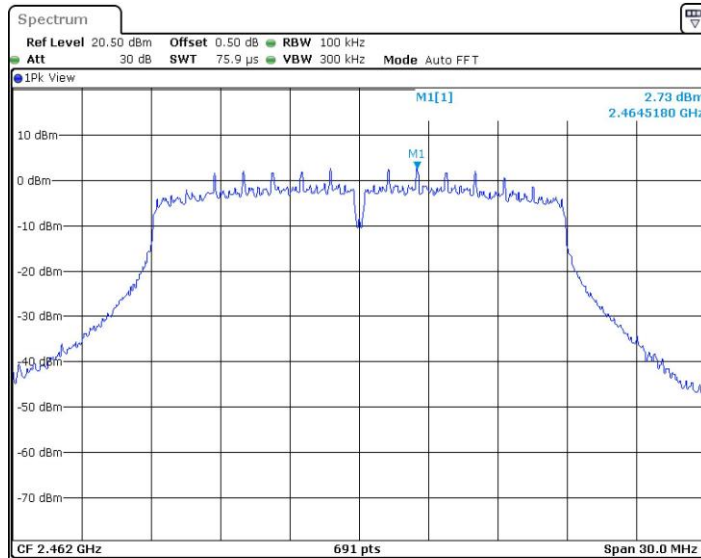
11N20SISO\_Ant1\_2462\_0~Reference



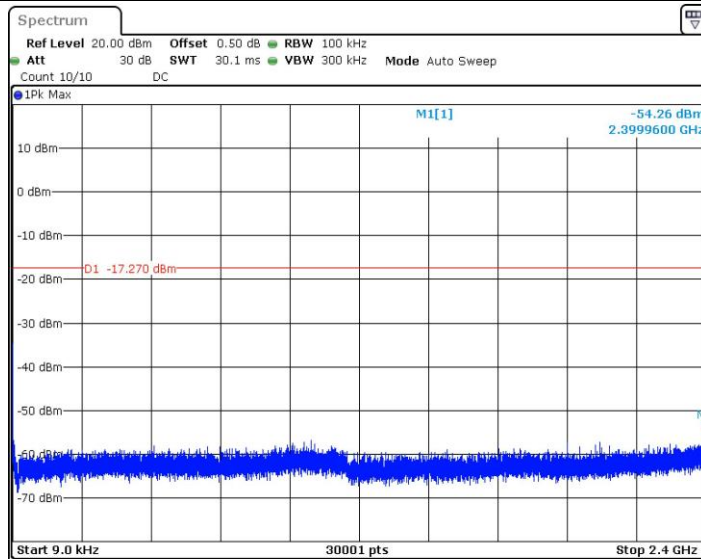
11N20SISO\_Ant1\_2462\_0.009~2400



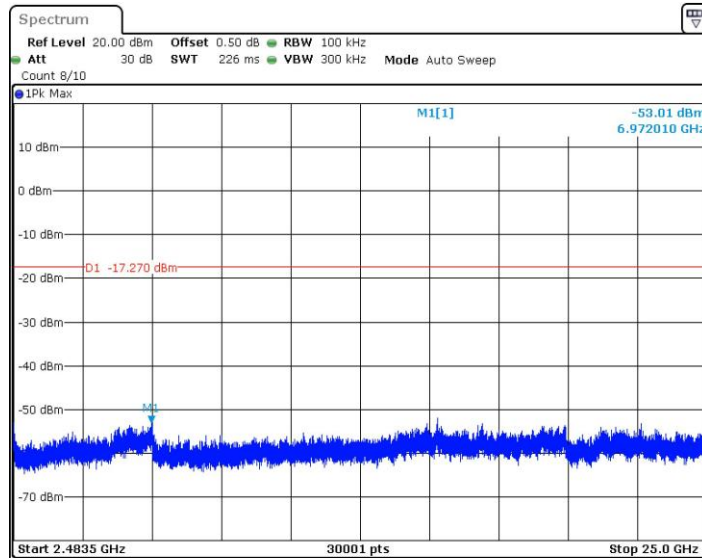
11N20SISO\_Ant1\_2462\_2483.5~25000



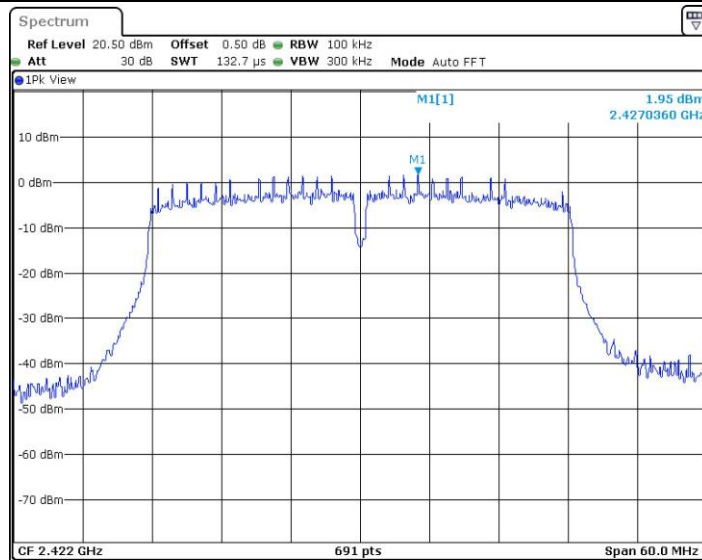
11N20SISO\_Ant2\_2462\_0~Reference



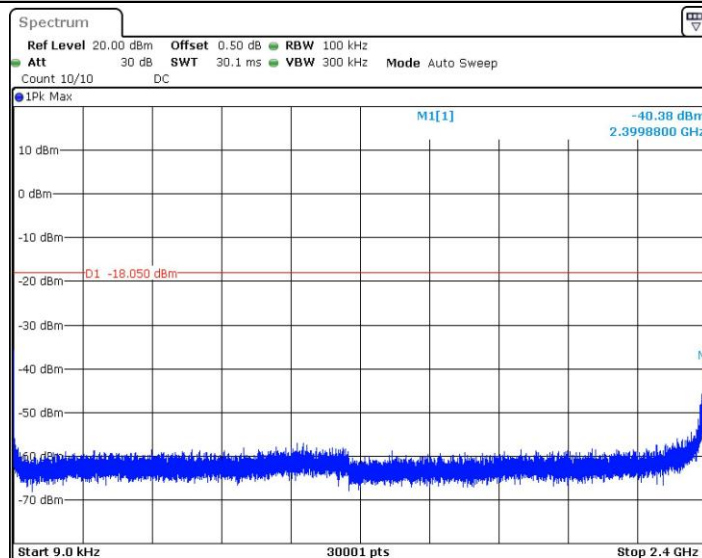
11N20SISO\_Ant2\_2462\_0.009~2400



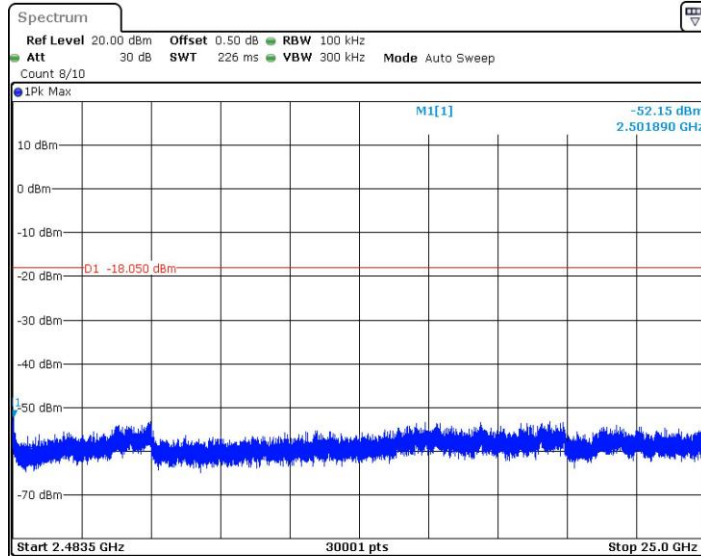
11N20SISO\_Ant2\_2462\_2483.5~25000



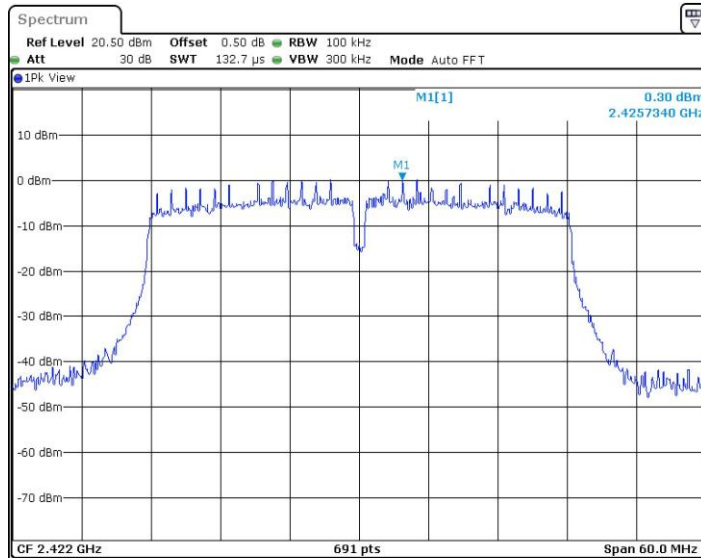
11N40SISO\_Ant1\_2422\_0~Reference



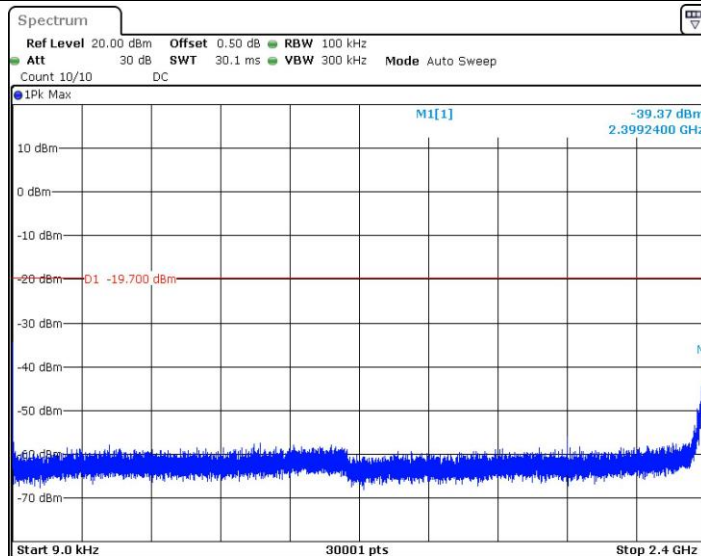
11N40SISO\_Ant1\_2422\_0.009~2400



11N40SISO\_Ant1\_2422\_2483.5~25000

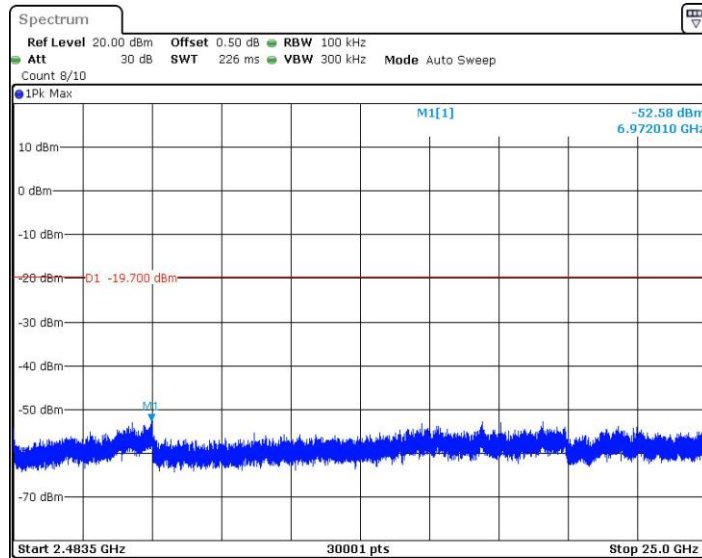


11N40SISO\_Ant2\_2422\_0~Reference

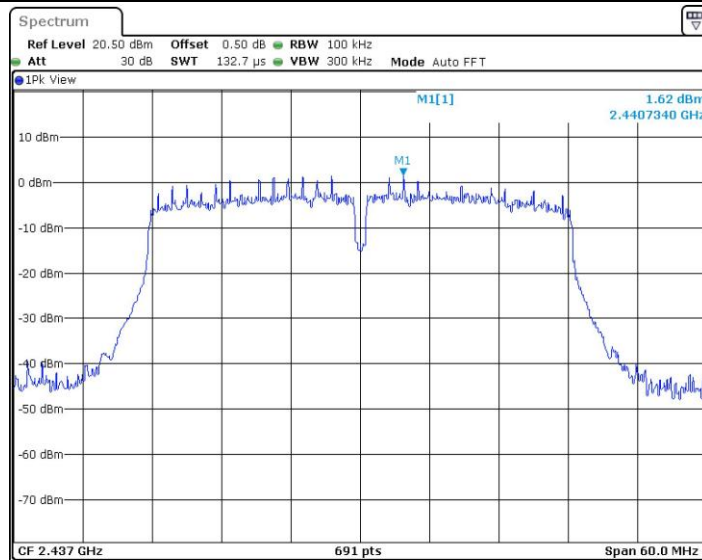


11N40SISO\_Ant2\_2422\_0.009~2400

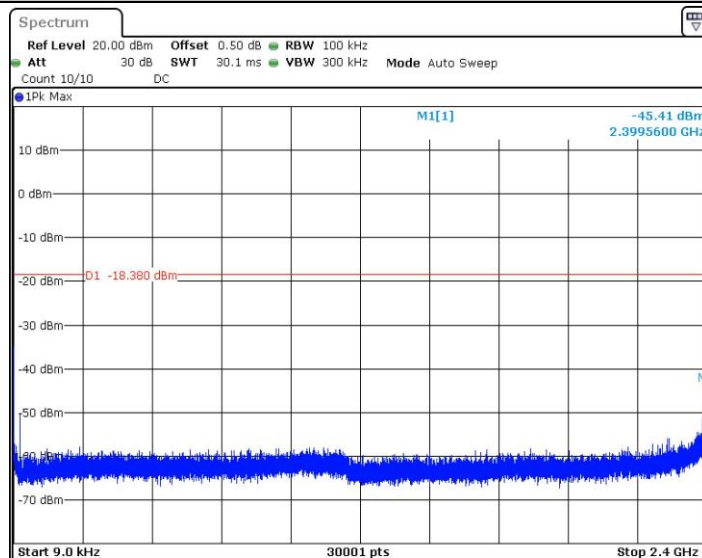




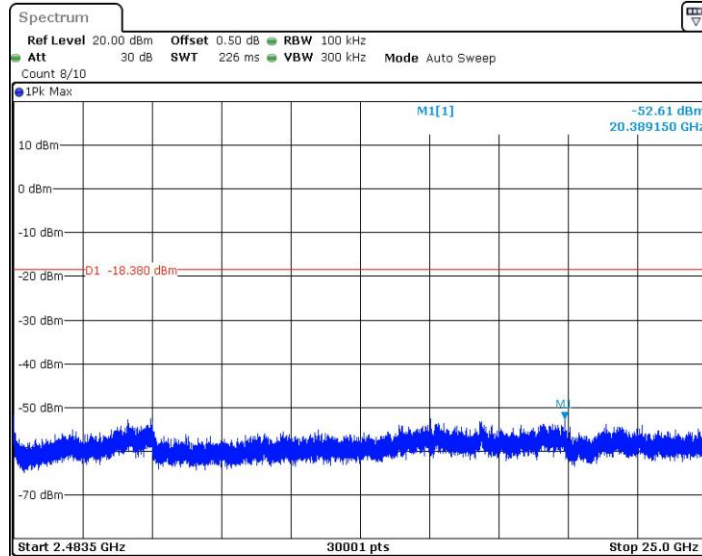
11N40SISO\_Ant2\_2422\_2483.5~25000



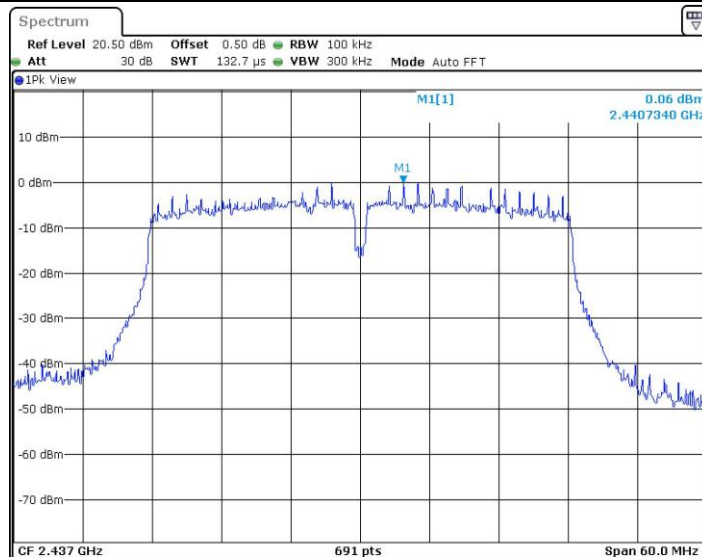
11N40SISO\_Ant1\_2437\_0~Reference



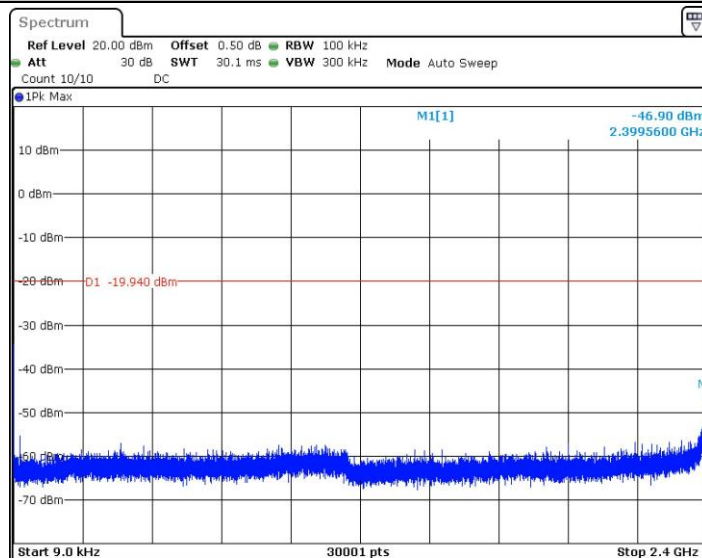
11N40SISO\_Ant1\_2437\_0.009~2400



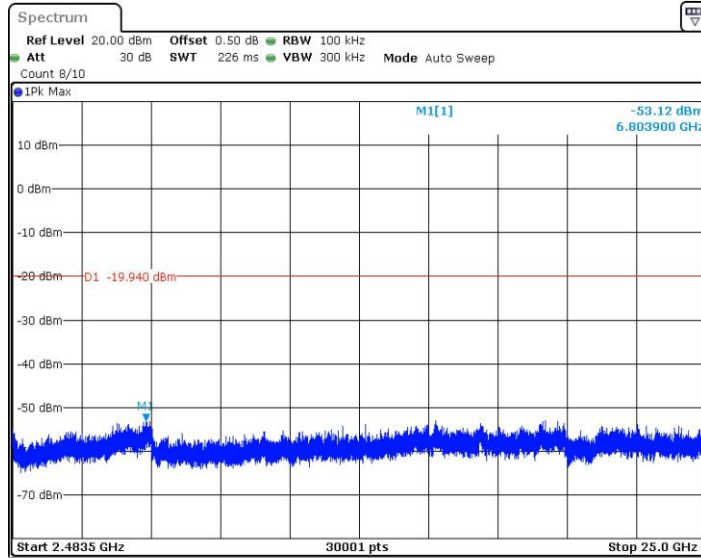
11N40SISO\_Ant1\_2437\_2483.5~25000



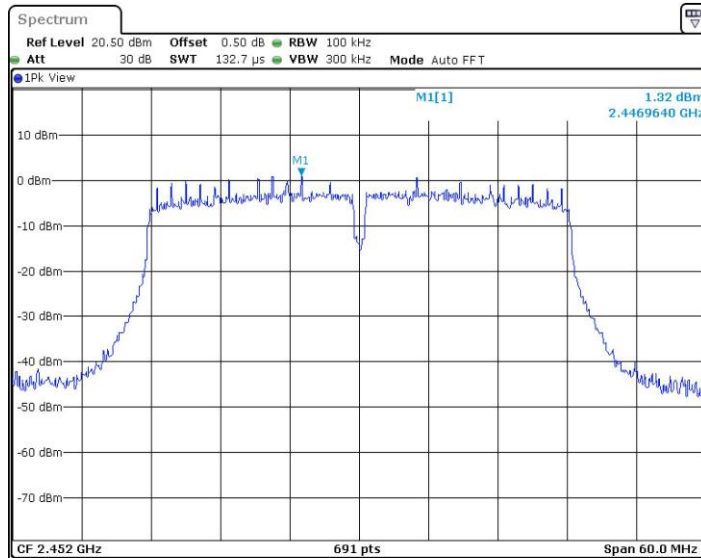
11N40SISO\_Ant2\_2437\_0~Reference



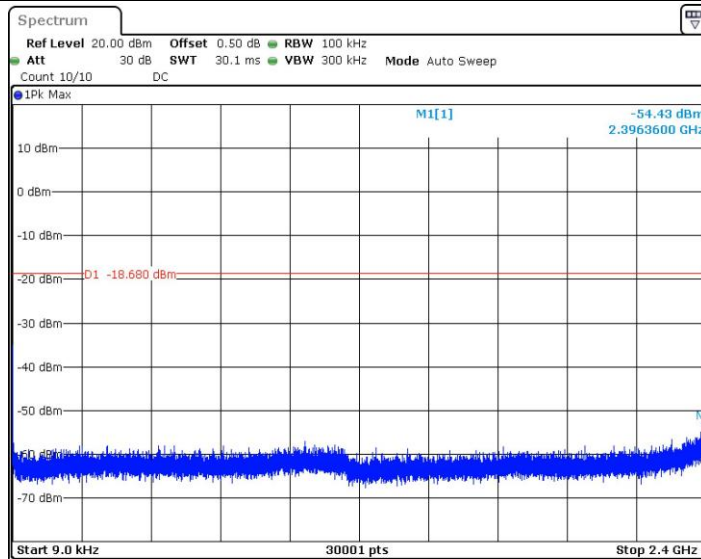
11N40SISO\_Ant2\_2437\_0.009~2400



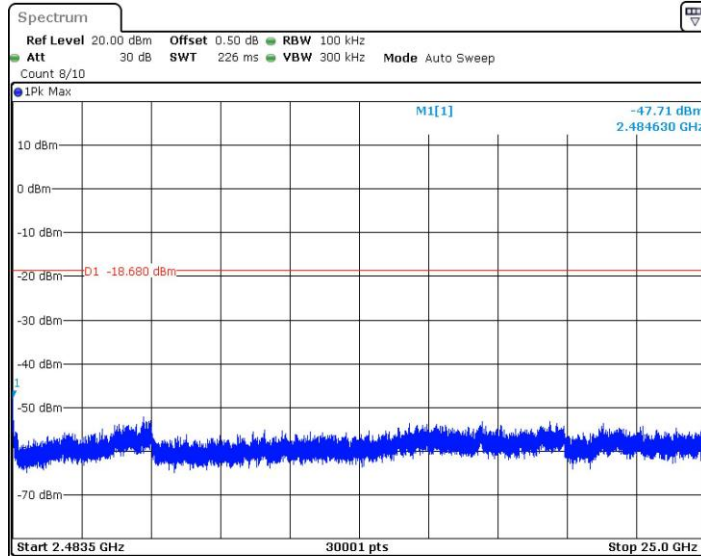
11N40SISO\_Ant2\_2437\_2483.5~25000



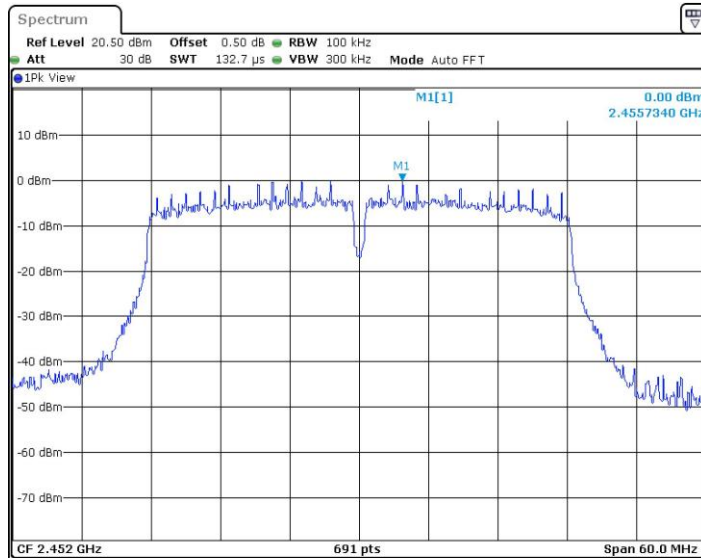
11N40SISO\_Ant1\_2452\_0~Reference



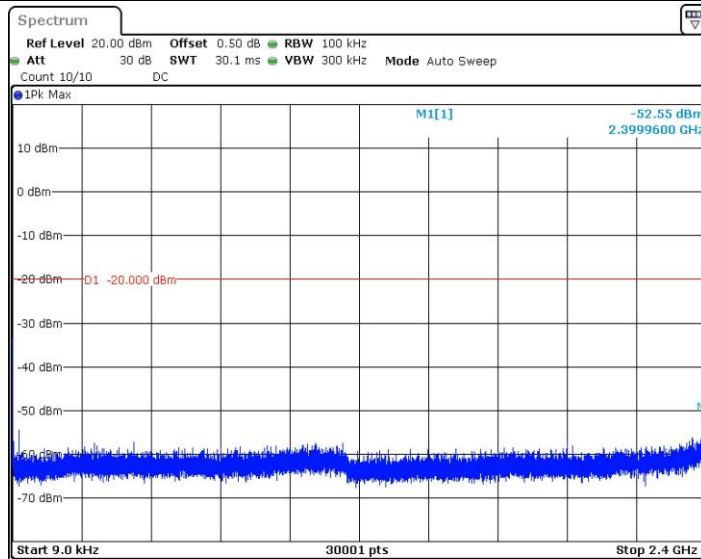
11N40SISO\_Ant1\_2452\_0.009~2400



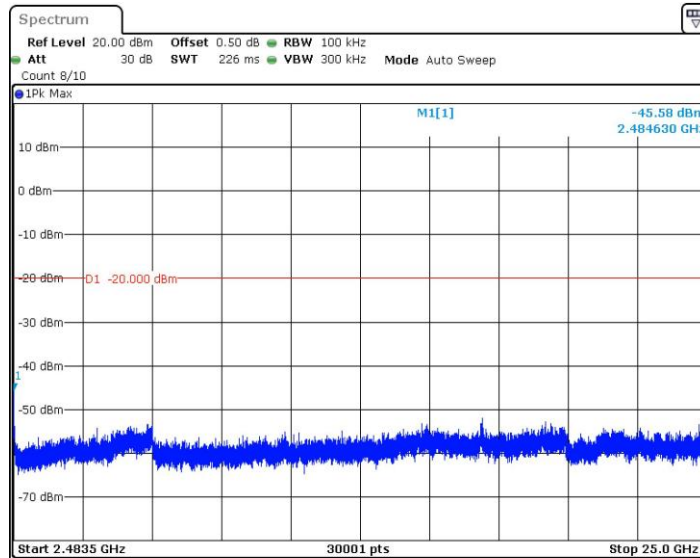
11N40SISO\_Ant1\_2452\_2483.5~25000



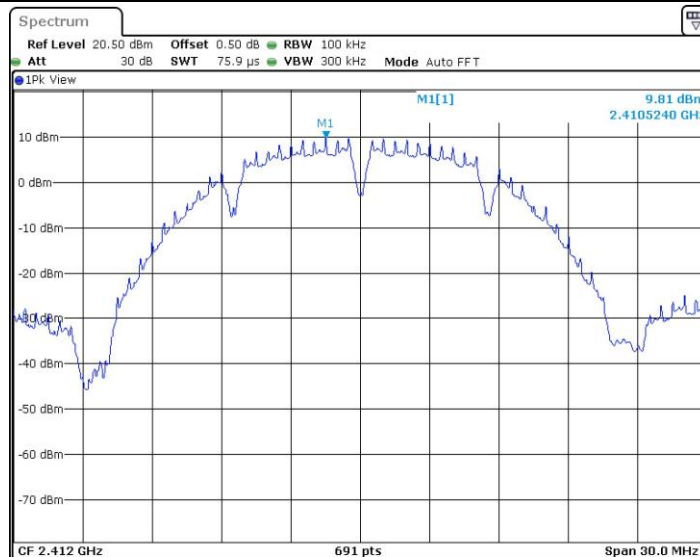
11N40SISO\_Ant2\_2452\_0~Reference



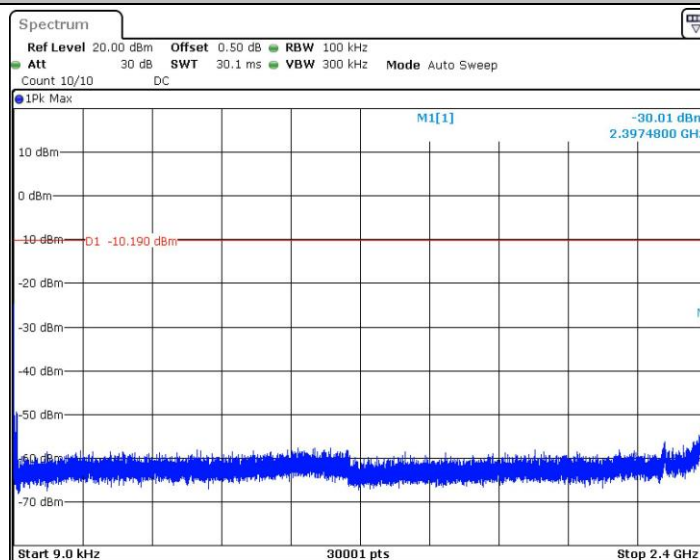
11N40SISO\_Ant2\_2452\_0.009~2400



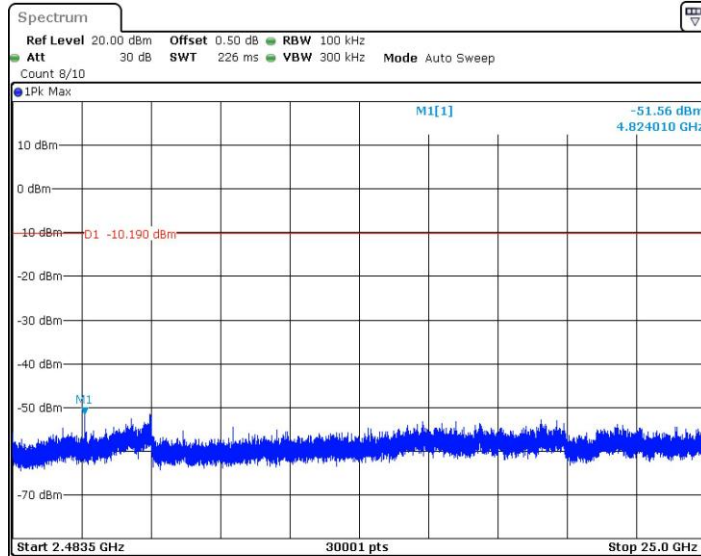
11N40SISO\_Ant2\_2452\_2483.5~25000



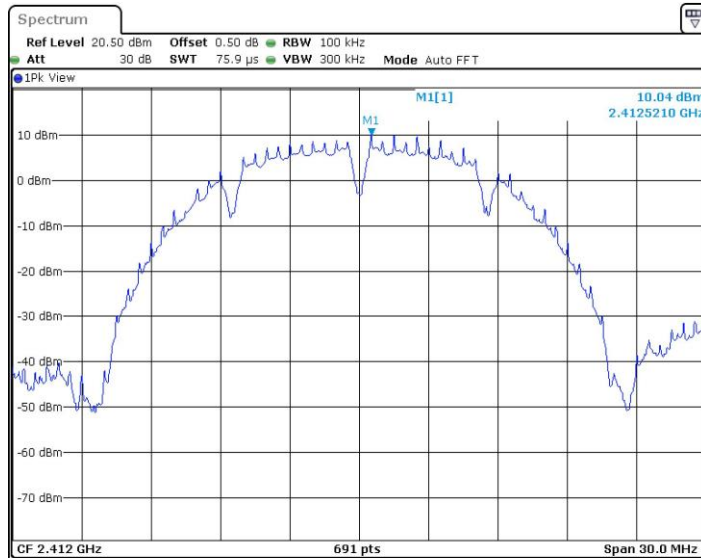
11B\_Ant1\_2412\_0~Reference



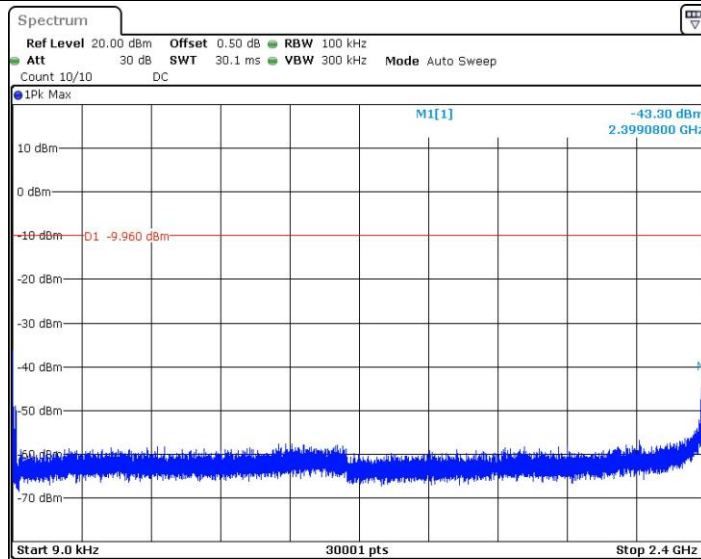
11B\_Ant1\_2412\_0.009~2400



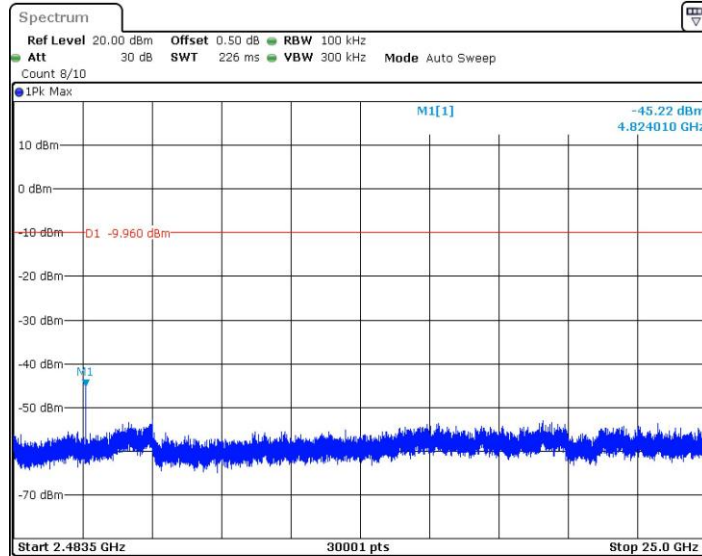
11B\_Ant1\_2412\_2483.5~25000



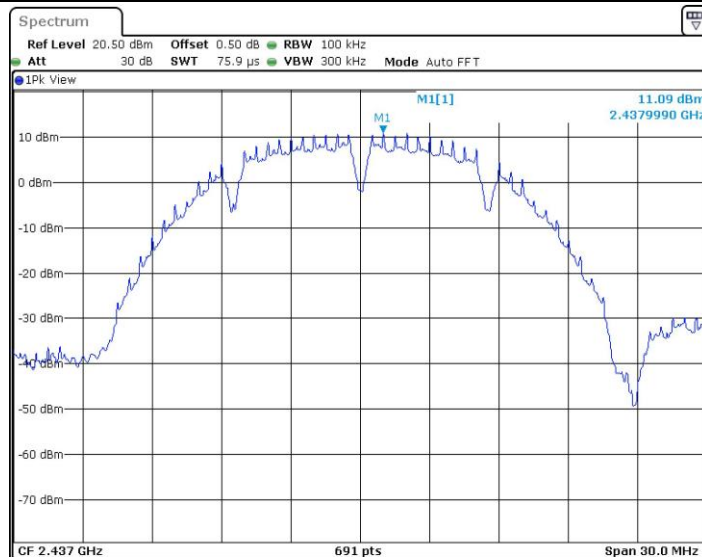
11B\_Ant2\_2412\_0~Reference



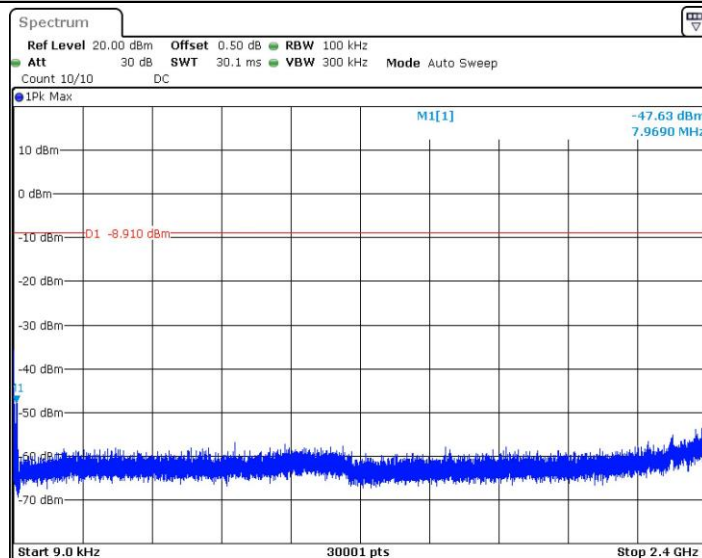
11B\_Ant2\_2412\_0.009~2400



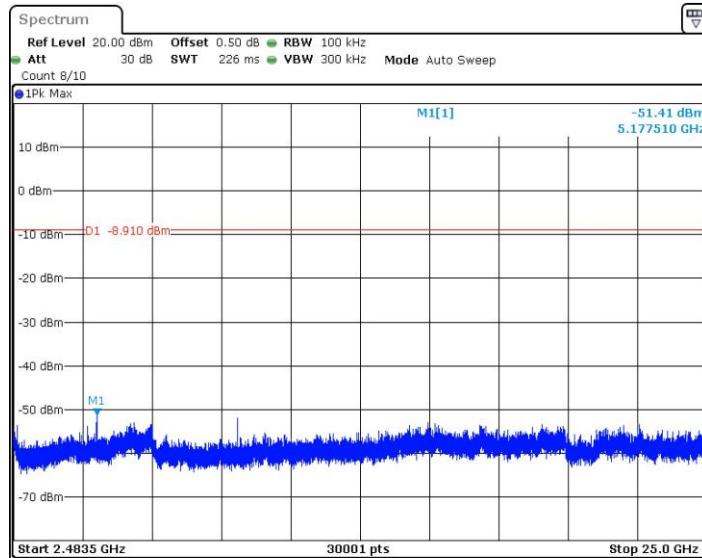
11B\_Ant2\_2412\_2483.5~25000



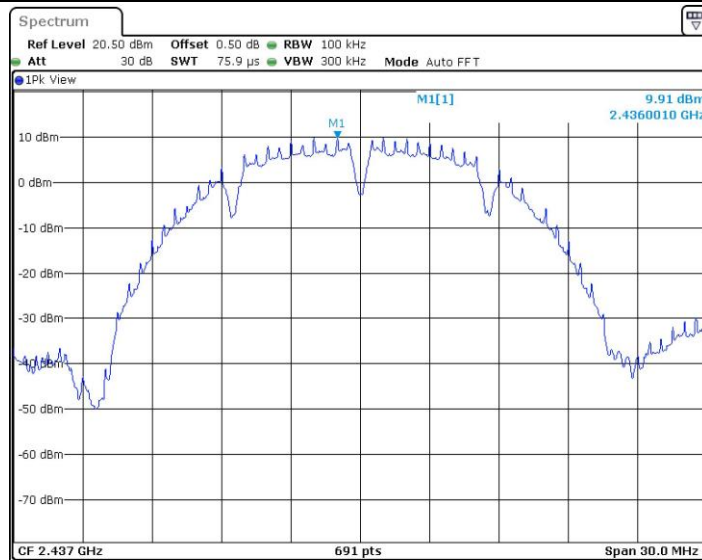
11B\_Ant1\_2437\_0~Reference



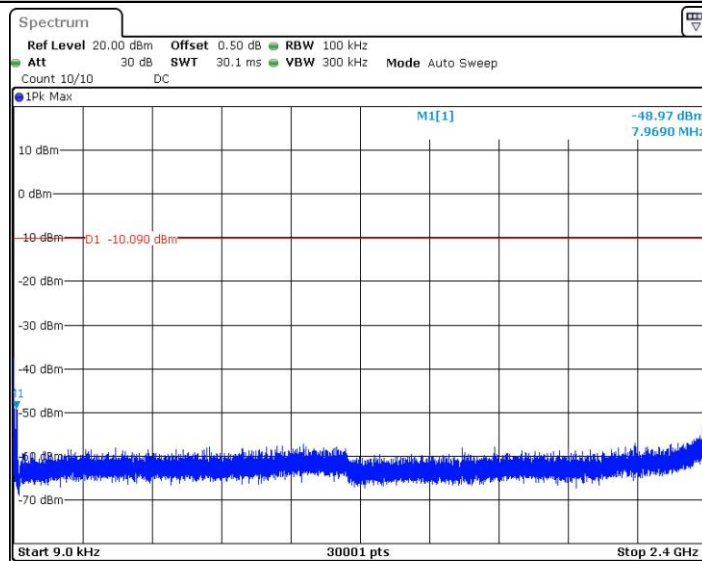
11B\_Ant1\_2437\_0.009~2400



11B\_Ant1\_2437\_2483.5~25000

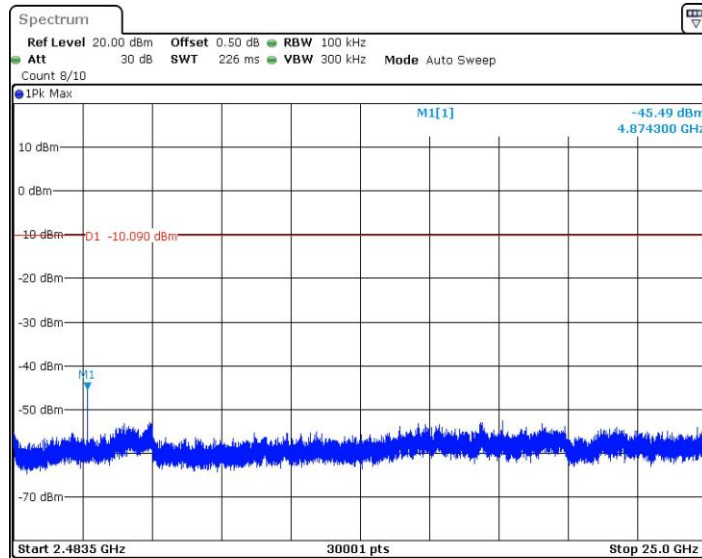


11B\_Ant2\_2437\_0~Reference

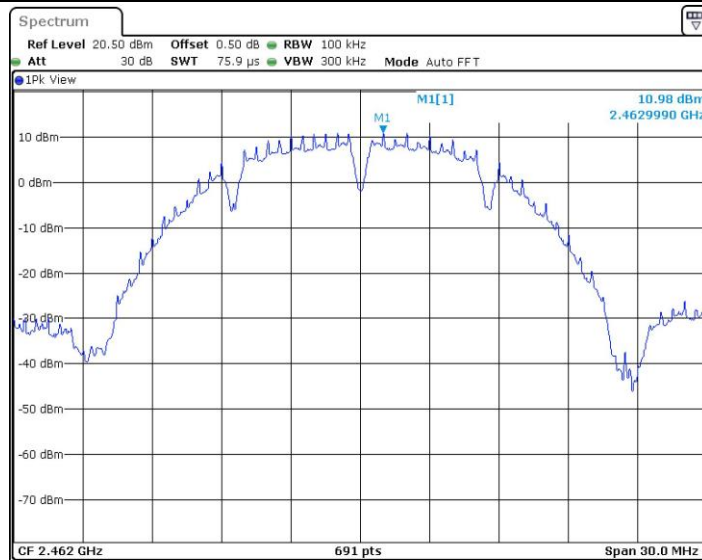


11B\_Ant2\_2437\_0.009~2400

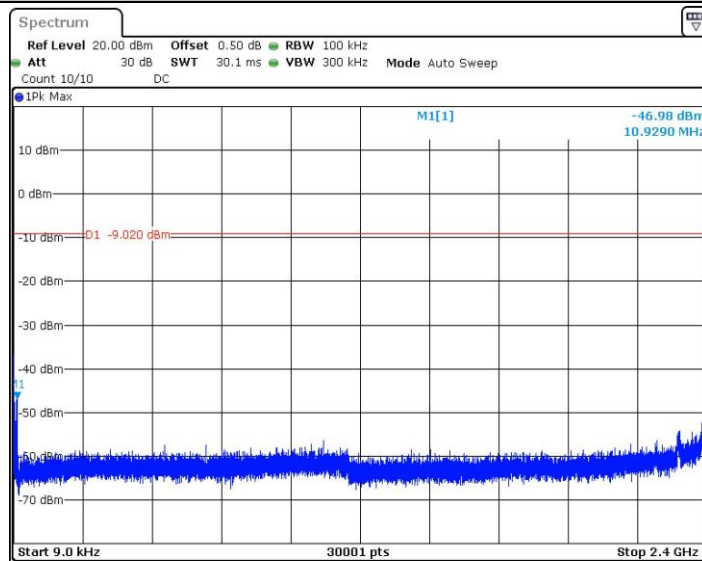




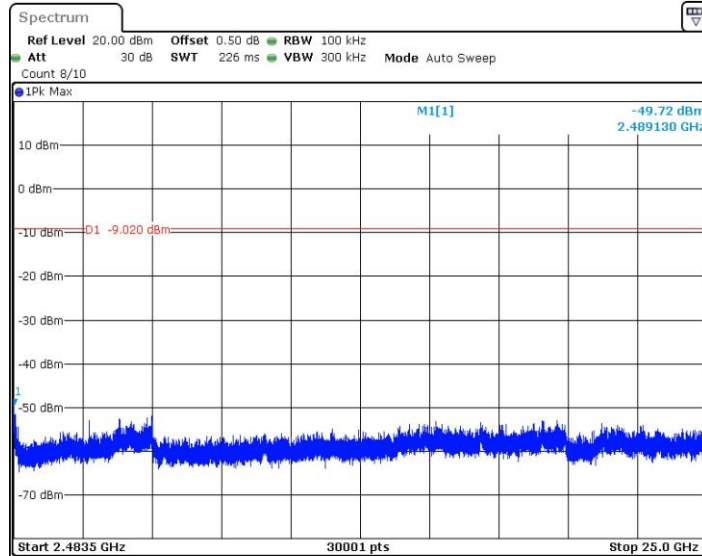
11B\_Ant2\_2437\_2483.5~25000



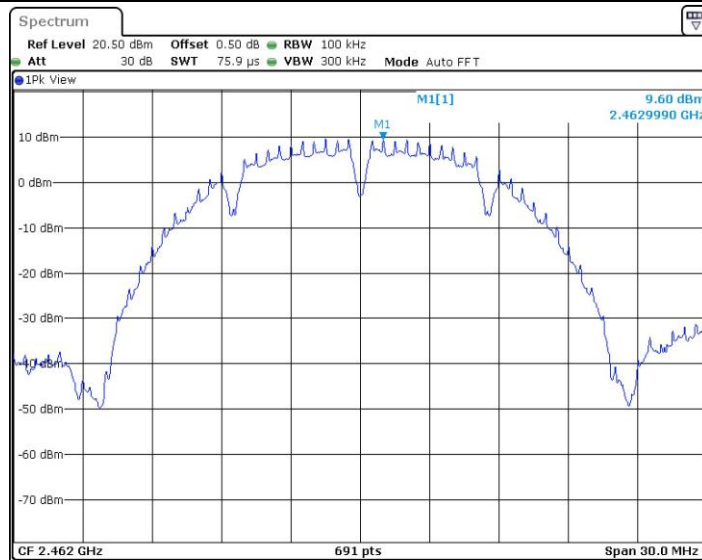
11B\_Ant1\_2462\_0~Reference



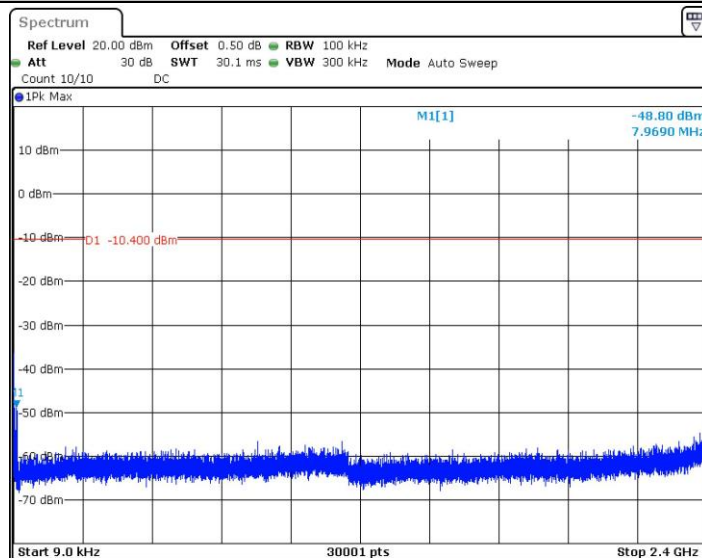
11B\_Ant1\_2462\_0.009~2400



11B\_Ant1\_2462\_2483.5~25000



11B\_Ant2\_2462\_0~Reference



11B\_Ant2\_2462\_0.009~2400

