


EUT Test Setup Photographs

1.1 EUT Test Setup at 3 Meters Loop Parallel Front View (Below 30 MHz)




1.2 EUT Test Setup at 3 Meters Loop Parallel Rear View (Below 30 MHz)




1.3 EUT Test Setup at 3 Meters Loop Perpendicular Front View (Below 30 MHz)



1.4 EUT Test Setup at 3 Meters Loop Perpendicular Rear View (Below 30 MHz)



1.5 Radiated Spurious Emissions: 30MHz - 1GHz Front View at 3 meters




1.6 Radiated Spurious Emissions: 30MHz - 1GHz Rear View at 3 meters




1.7 Radiated Spurious Emissions: 1-18 GHz Front View at 3 meters



1.8 Radiated Spurious Emissions: 1-18 GHz Rear View at 3 meters



1.9 Radiated Spurious Emissions: 1-18 GHz Front View at 1 meter



1.10 Radiated Spurious Emissions: 1-18 GHz Rear View at 1 meter



1.11 Radiated Spurious Emissions: 18-26.5 GHz Front View at 1 meter



1.12 Radiated Spurious Emissions: 18-26.5 GHz Rear View at 1 meter

