

19 - 2AD9X-KFG_Test Setup Photos




Figure 1: SAC Radiated Spurious Emissions (30 MHz – 1 GHz) at 3m




Figure 2: SAC Radiated Spurious Emissions (1 - 30 MHz) at 3m




Figure 3: SAC Radiated Spurious Emissions (1-18 GHz) at 3m




Figure 4: SAC Radiated Spurious Emissions – Encased EUT on turntable



Figure 5: SAC Radiated Spurious Emissions – EUT w/o casing on turntable

End of document.