

FCC ID: ESD-SA896941R9

Exhibit 2

**Engineering Report
a)ERP (2.1046)**



Assessment of Compliance

for

Effective Radiated Power (ERP) in accordance with the FCC
Rules & Regulations Part 2.1046

Rugged handheld computer with
integrated wireless communications

Sidearm ALL-Terrain Handheld PCä

Melard Technologies, Inc.



October 2000

MELB-Mobitex Sidearm-3604

51 Spectrum Way Nepean ON K2R 1E6
Tel: (613) 820-2730 Fax: (613) 820-4161
email: info@aprel.com

This report shall not be reproduced, except in full, without the express written approval of APREL Laboratories

Engineering Report

Subject: Measurement of Effective Radiated Power (ERP) in accordance with the FCC Rules & Regulations Parts 2.1046 and 90

FCC ID: ESD-SA896941R9


Equipment: Rugged handheld computer with integrated wireless communications


Model: Sidearm ALL-Terrain Handheld PCTM


Client: Melard Technologies, Inc.
28 Kaysal Court
Armonk, NY 10504
U.S.A.

Project #: MELB - Mobitex Sidearm - 3604

Prepared by: APREL Laboratories,
Regulatory Compliance Division
51 Spectrum Way
Nepean, Ontario
K2R 1E6

Approved by:  Date: Feb. 16, 2001
Jay Sarkar
Technical Director, Standards & Certification

Submitted by:  Date: Feb. 16, 2001
Jay Sarkar
Technical Director, Standards & Certification

Released by:  Date: Feb 16/01
Dr. Jack J. Wojcik, P.Eng.

"SOLUTIONS FOR THE WIRELESS FUTURE"

FCC ID: ESD-SA896941R9
Applicant: Melard Technologies Inc.
Equipment: Rugged handheld computer with integrated wireless communications
Model: Sidearm ALL-Terrain Handheld PC™
Standard: FCC Rules and Regulations Part 2.1046 and 90

ENGINEERING SUMMARY

This report contains the results of the effective radiated power (ERP) measurement performed on a Melard Wireless Rugged handheld computer with integrated wireless communications operating with a built-in Research in Motion MOBITECH radio transmitter. The measurements were carried out in accordance with the FCC Rules and Regulations Part 2.1046 and 90. The product was evaluated for ERP when it was set at the maximum power level.

Melard Sidearm ALL-Terrain Handheld PC™ was tested for ERP at high, middle, and low frequencies with the maximum ERP obtained at channel No.: 720 with the frequency being 899.00 MHz. The test data is presented in this report under the section: Test Results. **The measured ERP is 0.676 W.**

(The results presented in this report relate only to the sample tested.)

Summary of the Results

| Test Description | Page No. | Test Set-up Figure No. | Results Summary |
|---|----------|------------------------|-----------------|
| RF Power Output as Radiated Ref. Paragraph 2.1046 and 90 | 8 | 1 | Passed |

INTRODUCTION

General

This report describes the results of the effective radiated power (ERP) measurement conducted on a Melard Technologies Rugged handheld computer with integrated wireless communications model: Sidearm ALL-Terrain Handheld PC™ operating with a built-in Research in Motion MOBITEK radio transmitter.

Test Facility

The tests were performed for Melard Technologies, Inc. by APREL Laboratories at APREL's EMI facility located in Nepean, Ontario, Canada. The laboratory operates an (3m and 10m) Open Area Test Site (OATS). The measurement facility is calibrated in accordance with ANSI C63.4-1992.

A description of the measurement facility in accordance with the radiated and AC line conducted test site criteria per ANSI C63.4-1992 is on file with the Federal Communications Commission and is in compliance with the requirements of Section 2.948 of the Commissions rules and regulations.

APREL's registration number is: 90416

APREL is accredited by Standard Council of Canada. APREL is also accredited by Industry Canada and recognised by the Federal Communications Commissions (FCC).

Standard

The evaluation and analysis were conducted in accordance with FCC Rules and Regulations Parts 2.1046 and the appropriate limits.

Test Equipment

The test equipment used during the evaluation is listed in Appendix A with calibration due dates.

Environmental Conditions

Measurements were conducted in open area test site.

- Temperature: 25 °C ± 2
- Relative Humidity: 30 - 50 %
- Air Pressure: 101 kPa ± 3

FCC SUBMISSION INFORMATION

FCC ID: **ESD-SA896941R9**

Equipment: Rugged handheld computer with integrated wireless communications

Model: Sidearm ALL-Terrain Handheld PC™

For: Certification

Applicant: **Melard Technologies Inc.**
28 Kaysal Court
Armonk, NY 10504
U.S.A.

Manufacturer: **Melard Technologies Inc.**
28 Kaysal Court
Armonk, NY 10504
U.S.A.

Evaluated by: **APREL Laboratories**
51 Spectrum Way
Nepean, Ontario
Canada K2R 1E6

Test: RF Power Output as Radiated (ERP)

Ref.: FCC Part 2 paragraph 2.1046 and 90

Criteria: N/A

Set-up: See Figure No. 1.

Equipment: See Appendix A.

Methodology: RF Power Measurement by Radiated Method (ERP):

Test site: The radiated RF power measurement was taken at APREL Laboratory's open area test site (OATS). This open area test site is calibrated to ANSI C63.4 document and a description of the measurement facility is on file with the Federal Communications Commission and is in compliance with the requirement of Section 2.948 of the Commissions rules and regulations. (FCC File No.: 90416)

The test was set-up as illustrated in Fig.1. The DUI was configured to operate at maximum power with carrier **unmodulated**. The equipment under test was placed on a turntable positioned 3 m away from the calibrated receiving antenna, which in turn was connected to the spectrum analyzer.

For each transmitter frequency, the received signal was **maximised** by rotating the turntable and adjusting the height of the receiving antenna. To obtain the actual ERP, the DUI was replaced by a vertically polarised half-wave dipole antenna resonant to that frequency and fed by a RF power amplifier and signal generator. The center of the dipole antenna was placed precisely in the same location as the DUI. It was ensured that the orientation of the rotating table and the height of the receiving antenna were unmoved. The signal generator level was adjusted until the peak reading on the spectrum analyzer was identical to that obtained when the Hand Held Computer was on the turntable. The two signals were matched by superimposing one signal to the other on the spectrum analyzer screen. The output of power amplifier was disconnected from the substitute dipole antenna and connected to a RF power meter. **The effective radiated power was read directly from the power meter.**

The process was repeated for two more channels.

Results: See Table 1

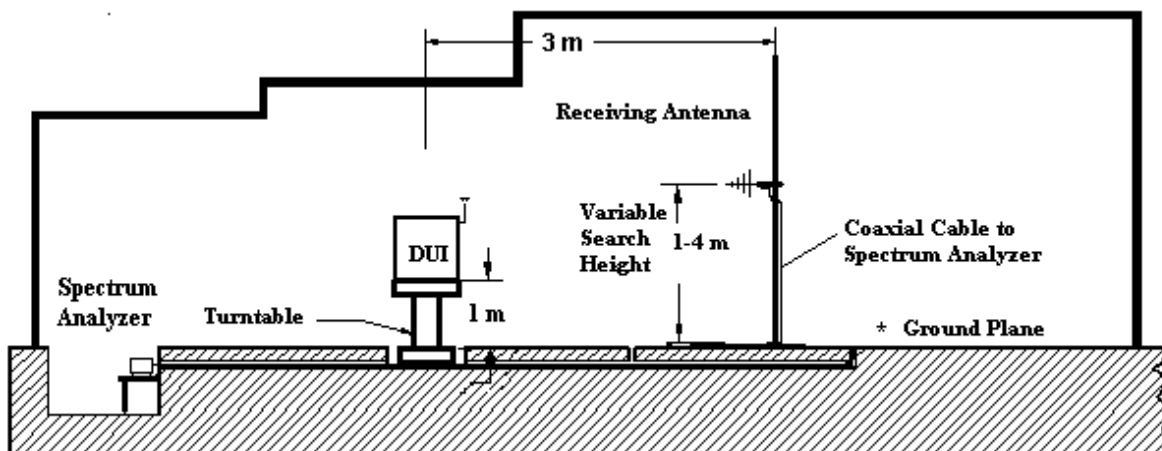


Figure 1.a Test set up for the Radiated Power (ERP) Measurement in OATS (not to scale)



Fig. 1.b APREL's OATS (Open Area Test Site)

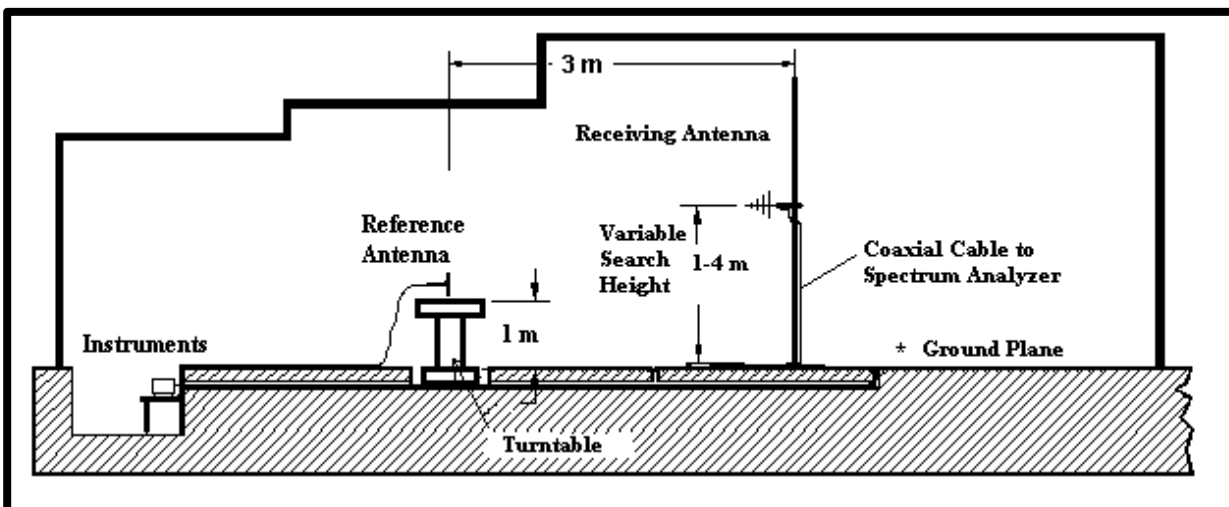


Figure 1.c Test set up for the Radiated Power (ERP) Measurement in OATS (not to scale)
The DUI is replaced by Reference Dipole Antenna.

Table 1.
RF Output Power Measurement
ERP

| Channel No. | Nominal Transmit Frequency | Measured Output Power ERP | ERP |
|-------------|----------------------------------|---------------------------------|-------|
| | (MHz) | (dBm) | (W) |
| 480 | 896.00 | 27.0 | 0.501 |
| 720 | 899.00 | 28.3 | 0.076 |
| 880 | 901.00 | 27.7 | 0.589 |

Test performed by: Kurtis Pomeroy Date: October, 2000

APPENDIX A

List of Test Equipment

List of Equipment used


| Description | Manufacturer | Model # | Asset # | Calibration Due Data |
|---|--------------------|------------|---------|----------------------|
| Spectrum Analyzer | Anritsu | MS2661C | 301330 | Dec 10, 2000 |
| Power Meter | Rhode & Schwarz | NRVS | 100851 | July 21, 2001 |
| 20 dB Attenuator | Pasternack | PE7002-20 | 301370 | May 18, 2001 |
| Signal Generator | Hewlett-Packard | HP 8340B | 100955 | Oct 5, 2001 |
| RF Power Amplifier | Amplifier Research | 25W100M | 100735 | CBT |
| Reference Half wave Dipole | APREL Inc. | D-8355 | N/A | June 16, 2001 |
| Log Periodic Antenna | Eaton | ALP-1 | 100553 | July 21, 2001 |
| Turntable with Controller | EMCO | 1060-1.241 | 100506 | CNR |
| Computer Controlled Antenna Position Mast | EMCO | 1051-12 | 100507 | CNR |
| OATS | APREL Inc. | 3m & 10m | N/A | N/A |

APPENDIX B

PHOTOGRAPHS



**Melard Sidearm ALL-Terrain Handheld PC™
With Mobitex R902**



Sidearm ALL-Terrain Handheld PC™ for ERP at the OATS



Reference Dipole Antenna Used for ERP Measurement