



Quick Start Guide



华为信息资产
仅供TUV-SUD公司使用
严禁扩散

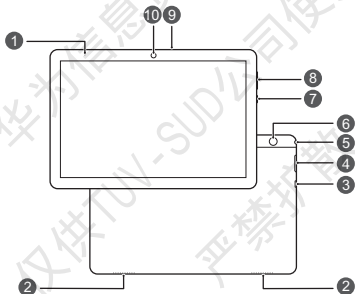


xxxxxx_01

Your Device at a Glance




Before you start, let's take a look at your new device.

- To power on your device, press and hold the power button until the screen turns on.
- To power off your device, press and hold the power button, and then touch .
- To restart your device, press and hold the power button, and then touch .
- Press and hold the power button for 10 or more seconds to forcibly restart your device.



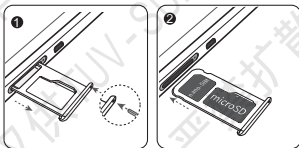
1	Status indicator	2	Speaker
3	Micro-USB port	4	Card tray
5	Headset jack	6	Rear camera
7	Power button	8	Volume button
9	Microphone	10	Front camera

Getting Started

-  Do not insert or remove the SIM card when your device is powered on.
- Ensure that the card is correctly aligned and that the card tray is level when you insert it into your device.
-  Be careful not to scratch your device or hurt yourself when using the eject pin.
- Store the eject pin out of the reach of children to prevent accidental swallowing or injury.
-  Do not use cut or modified SIM or microSD cards with your device as these may not be recognized and could damage the card tray (slot).
- If your SIM card does not match your device, please contact your carrier.

Follow the instructions in the following figures to set up your device.
Please use the eject pin included.

AGS2-L03:



For More Information

If you encounter any problems while using your device, you can obtain help from the following resources:

- Go to **Tips** for function details and usage tips.
- Visit <http://consumer.huawei.com/en> to view device information, frequently asked questions and other information.
- Visit <http://consumer.huawei.com/en/support> for the most up-to-date contact information for your country or region.

Go to **Settings** and touch **System** > **About tablet** > **Legal** to view legal information for your product.

Go to **Settings** and touch **System** > **About tablet** > **Legal** > **Safety information** to view safety information for your product.

Go to **Settings** and touch **System** > **About tablet** > **Authentication info** to view regulatory information for your product.

Go to **Settings** and touch **System** > **Certification logos** to view more information on certification logos for your product.



All pictures and illustrations in this guide, including but not limited to the device color, size, and display content, are for your reference only. The actual device may vary. Nothing in this guide constitutes a warranty of any kind, express or implied.

Safety Information

Please read all of the safety information carefully before using your device to ensure its safe and proper operation and to learn how to dispose of your device properly.

Operation and safety



- To prevent possible hearing damage, do not listen at high volume levels for long periods.
- Using an unapproved or incompatible power adapter, charger, or battery may damage your device, shorten its lifespan, or cause a fire, explosion, or other hazards.
- Ideal operating temperatures are 0 °C to 35 °C. Ideal storage temperatures are -20 °C to +45 °C.
- Pacemaker manufacturers recommend that a minimum distance of 15 cm be maintained between a device and a pacemaker to prevent potential interference with the pacemaker. If using a pacemaker, hold the device on the side opposite the pacemaker and do not carry the device in your front pocket.
- Keep the device and the battery away from excessive heat and direct sunlight. Do not place them on or in heating devices, such as microwave ovens, stoves, or radiators.
- Observe local laws and regulations while using the device. To reduce the risk of accidents, do not use your wireless device while driving.
- While flying in an aircraft or immediately before boarding, only use your device according to instructions provided. Use of a wireless device in an aircraft may disrupt wireless networks, present a hazard to aircraft operation, or be illegal.
- To prevent damage to your device's parts or internal circuits, do not use it in dusty, smoky, damp, or dirty environments or near magnetic fields.
- When charging the device, make sure the power adapter is plugged into a socket near the devices and is easily accessible.

- Unplug the charger from electrical outlets and the device when not in use.
- Do not use, store or transport the device where flammables or explosives are stored (in a gas station, oil depot, or chemical plant, for example). Using your device in these environments increases the risk of explosion or fire.
- Dispose of this device, the battery, and accessories according to local regulations. They should not be disposed of in normal household waste. Improper battery use may lead to fire, explosion, or other hazards.

FCC Regulatory Compliance

Certification information (SAR)

This device is also designed to meet the requirements for exposure to radio waves established by the Federal Communications Commission (USA).

The SAR limit adopted by the USA is 1.6 W/kg averaged over one gram of tissue. The highest SAR value reported to the FCC for this device type complies with this limit.

The highest SAR value reported to the FCC for this device type when using it in portable exposure conditions is

AGS2-L03	0.74 W/kg
----------	-----------

FCC statement

This equipment has been tested and found to comply with the limits for a Class B digital device, pursuant to Part 15 of the FCC Rules. These limits are designed to provide reasonable protection against harmful interference in a residential installation. This equipment generates, uses and can radiate radio frequency energy and, if not installed and used in accordance with the instructions, may cause harmful interference to radio communications. However, there is no guarantee that interference will not occur in a particular installation. If this equipment does cause harmful interference to radio or television reception, which can be determined by turning the equipment off and on, the user is encouraged to try to correct the interference by one or more of the following measures:

- Reorient or relocate the receiving antenna.
- Increase the separation between the equipment and receiver.

--Connect the equipment into an outlet on a circuit different from that to which the receiver is connected.

--Consult the dealer or an experienced radio/TV technician for help.

This device complies with Part 15 of the FCC Rules. Operation is subject to the following two conditions: (1) this device may not cause harmful interference, and (2) this device must accept any interference received, including interference that may cause undesired operation.

Caution: Any changes or modifications to this device not expressly approved by Huawei Technologies Co., Ltd. for compliance could void the user's authority to operate the equipment.

Legal Notice

Trademarks and Permissions



HUAWEI, **HUAWEI**, and  are trademarks or registered trademarks of Huawei Technologies Co., Ltd.

Android™ is a trademark of Google Inc.

LTE is a trademark of ETSI.

The *Bluetooth*® word mark and logos are registered trademarks owned by *Bluetooth SIG, Inc.* and any use of such marks by Huawei Technologies Co., Ltd. is under license.

Wi-Fi®, the Wi-Fi CERTIFIED logo, and the Wi-Fi logo are trademarks of Wi-Fi Alliance.

ENERGY STAR® MARK

For information related to ENERGY STAR®, please visit the website www.energystar.gov.

Privacy Policy

To better understand how we protect your personal information, please see the privacy policy at <http://consumer.huawei.com/privacy-policy>.

Copyright © Huawei Technologies Co., Ltd. 2018. All rights reserved.

THIS DOCUMENT IS FOR INFORMATION PURPOSE ONLY, AND DOES NOT CONSTITUTE ANY KIND OF WARRANTIES.

华为信息资产
仅供TUV-SUD公司使用
严禁扩散

Model: AGS2-L03

