



## 11. SETUP PHOTOS

### ANTENNA PORT CONDUCTED RF MEASUREMENT SETUP




FRONT PHOTO

### AC MAINS LINE CONDUCTED EMISSIONS




FRONT PHOTO (AC/DC ADAPTER)



BACK PHOTO (AC/DC ADAPTER)

**3 METER RADIATED SPURIOUS EMISSIONS BELOW 30MHz**




FRONT PHOTO




BACK PHOTO

**3 METER RADIATED SPURIOUS EMISSIONS 30MHZ TO 1GHZ**




FRONT PHOTO



BACK PHOTO

**3 METER RADIATED SPURIOUS EMISSIONS 1GHZ TO 18GHZ**




FRONT PHOTO



BACK PHOTO

**RADIATED RF MEASUREMENT FOR PORTABLE CONFIGURATION**



**X-AXIS FRONT PHOTO**



**Y-AXIS FRONT PHOTO**



**Z-AXIS FRONT PHOTO**

**END OF REPORT**