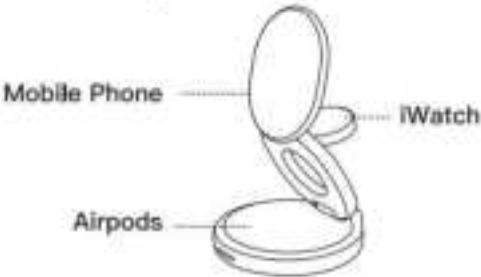
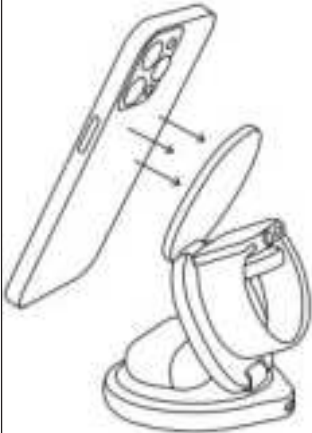
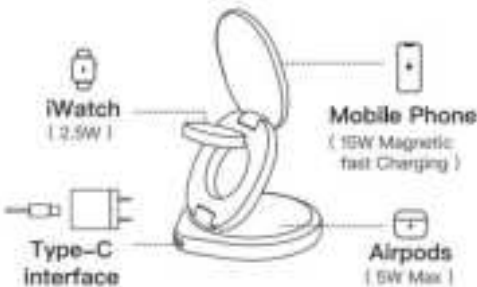


Size:84.3mm\*75mm\*26.6mm

<div data-bbox="232 240 414 272" data-label="Section-Header"><p>User Manual</p></div> <div data-bbox="85 347 564 625" data-label="Image"></div>	<div data-bbox="577 197 759 229" data-label="Section-Header"><p>Charging Stand</p></div> <div data-bbox="577 233 887 667" data-label="Image"></div> <div data-bbox="577 703 772 735" data-label="Section-Header"><p>Type-C Interface</p></div> <div data-bbox="586 772 1061 1059" data-label="Image"></div>	<div data-bbox="1095 146 1303 170" data-label="Section-Header"><p>Product Parameter:</p></div> <div data-bbox="1095 183 1438 355" data-label="Text"><p>Product Name: Qi2 3 in 1 Foldable wireless charger Material: Zinc Alloy+PC+ ABS Dimension: 84.3mm*75mm*26.6mm Interface: USB C Input: DC12V 3A, 15V 2.33A Mobile phone output: 5W, 7.5W, 10W, 15W Apple watch output: 2.5W AirPods output: 5W Compatible with PD 35W charger or above.</p></div> <div data-bbox="1095 386 1272 410" data-label="Section-Header"><p>Steps for Usage:</p></div> <div data-bbox="1095 432 1554 574" data-label="List-Group"><ol style="list-style-type: none"><li>1. Connect USB Cable to Power Adapter: Plug the USB end of the cable into a PD power adapter.</li><li>2. Connect USB-C to Wireless Charger: Insert the USB-C end of the cable into the charging port of the Qi Wireless Charger.</li><li>3. Place Your Qi-Enabled Device on the Pad: Position your device centrally on the pad to begin charging. The charging icon will appear at the top of your device's screen.</li></ol></div> <div data-bbox="1095 593 1263 617" data-label="Section-Header"><p>FCC Statement:</p></div> <div data-bbox="1095 627 1516 665" data-label="Text"><p>This device complies with Part 15 of the FCC Rules. Operation is subject to the following two conditions:</p></div> <div data-bbox="1095 673 1503 740" data-label="List-Group"><ol style="list-style-type: none"><li>1. This device may not cause harmful interference, and</li><li>2. This device must accept any interference received, including interference that may cause undesired operation.</li></ol></div> <div data-bbox="1095 769 1456 821" data-label="Text"><p>*Warning: Any changes or modifications not expressly approved by the party responsible for compliance could void the user's authority to operate this equipment.</p></div>	<div data-bbox="1579 165 2042 245" data-label="Text"><p><b>**Note:</b> This equipment has been tested and found to comply with the limits for a Class B digital device, pursuant to Part 15 of the FCC Rules. These limits are designed to provide reasonable protection against harmful interference in a residential installation.</p></div> <div data-bbox="1579 269 2047 370" data-label="Text"><p>This equipment generates, uses, and can radiate radio frequency energy and, if not installed and used in accordance with the instructions, may cause harmful interference to radio communications. However, there is no guarantee that interference will not occur in a particular installation.</p></div> <div data-bbox="1579 394 2038 474" data-label="Text"><p>If this equipment does cause harmful interference to radio or television reception, which can be determined by turning the equipment off and on, the user is encouraged to try to correct the interference by one or more of the following measures:</p></div> <div data-bbox="1579 497 2033 600" data-label="List-Group"><ol style="list-style-type: none"><li>1. Reorient or relocate the receiving antenna.</li><li>2. Increase the separation between the equipment and receiver.</li><li>3. Connect the equipment to an outlet on a circuit different from that to which the receiver is connected.</li><li>4. Consult the dealer or an experienced radio/TV technician for help.</li></ol></div> <div data-bbox="1579 619 2007 710" data-label="Text"><p>FCC Radiation Exposure Statement: This equipment complies with FCC radiation exposure limits set forth for an uncontrolled environment. It should be installed and operated with minimum distance 20 cm between the radiator and your body.</p></div> <div data-bbox="1579 727 1771 799" data-label="Text"><p>Packaging accessories: Qi2 wireless charge stand *1 USB-C charging cable *1 User manual *1</p></div>
---	---	--	---