



8 PHOTOGRAPHS OF TEST SETUP



Radiated spurious emission Test Setup-1(Below 1GHz)



Radiated spurious emission Test Setup-2(Above 1GHz)



Radiated spurious emission Test Setup-3(Above 1GHz)
There are absorbing materials under the ground.




Conducted Emissions Test Setup


9 PHOTOGRAPHS OF EUT Constructional Details




View of Product-01



View of Product-02



View of Product-03



View of Product-04