



2901016SR001

3G9080/3G9080-EU/3H9080/LE9080 and GS9080 Cellular Alarm Communicator Installation Instructions

Important: Use this manual in conjunction with the PowerSeries Commercial Reference Manual. Observe all the safety instructions specified in the manual. Before operation, ensure that the panel is fully assembled and closed.

Safety information: All servicing, except backup battery replacement, must be performed by a service person only. Use only authorized accessories with this equipment. Observe and respect all rules imposed by local electrical codes. This manual contains information on limitations regarding product use and function, and on the limitations as to the liability of the manufacturer. Read the entire manual carefully. For warning information, refer to the PowerSeries Commercial alarm system Reference Manual. The communicator must be installed by service persons only and used in an environment that provides a maximum pollution degree of 2 and an overvoltages category II in non-hazardous, indoor locations only. Observe these instructions and the instructions specified within the panel manual.

Model information: All models are compatible with the control panels HS3032 and HS3128. The communicator supports Internet Protocol (IP) transmission of panel and communicator events over HSPA/GPRS or LTE. The communicators are compatible with the following Sur-Gard receivers: SG-System I V1.4+, SG-System II V2.14+, SG-DRL3-IP V2.36+, SG-DRL4-IP V1.29+ and SG-DRL5-IP V1.05+ (required for visual verification support).

Technical specifications
The following technical specifications apply to all models.
Input voltage: 3.4 - 4.2 V, nominal 3.8 V (provided by the host alarm panels HS3032 and HS3128).
Standby current: 12 - 28 mA @ 3.8 V.
Alarm (transmitting) current: 750 mA @ 3.8 V (max avg).
Operating temperature: -10 °C to 55 °C. UL/ULC has only verified operation for range 0-49°C.
Relative humidity: 5% to 93%, noncondensing.
Mechanical specifications: 81 x 61 x 11 mm (W x L x H); weight is 25 g.

Model	Market	Operating frequency (MHz)	Typical antenna gain
LE9080 - UL/ULC listed	Canada, USA	3G - B5: UL: 824 – 849, DL: 869 – 894 B2: UL: 1850 – 1910, DL: 1930 – 1990 4G - B12: UL: 699 – 716, DL: 729 – 746 B13: UL: 777 – 787, DL: 746 – 756 B5: UL: 824 – 849, DL: 869 – 894 B4: UL: 1710 – 1755, DL: 2110 – 2170 B2: UL: 1850 – 1910, DL: 1930 – 1990	1.3 dBi 6.8 dBi 1.2 dBi 2.2 dBi 1.3 dBi 4.6 dBi 6.8 dBi
3G9080 - UL/ULC listed	Argentina, Canada, USA	2G - B5: UL: 824 – 849, DL: 869 – 894 B2: UL: 1850 – 1910, DL: 1930 – 1990 3G - B5: UL: 824 – 849, DL: 869 – 894 B2: UL: 1850 – 1910, DL: 1930 – 1990	XXXX
3G9080-EU - CE compliant	Europe	2G - B8: UL: 880 – 915, DL: 925 – 960 B3: UL: 1710 – 1785, DL: 1805 – 1880 3G - B8: UL: 880 – 915, DL: 925 – 960 B1: UL: 1920 – 1980, DL: 2110 – 2170	XXXX
GS9080 - CE compliant	Europe	2G - B8: UL: 880 – 915, DL: 925 – 960 B3: UL: 1710 – 1785, DL: 1805 – 1880 B2: UL: 1850 – 1910, DL: 1930 – 1990	XXXX
3H9080 - UL/ULC listed	Canada, USA	3G - B5: UL: 824 – 849, DL: 869 – 894 B2: UL: 1850 – 1910, DL: 1930 – 1990	1.3 dBi 6.8 dBi

Inserting and removing the SIM card

⚠ Use caution when you handle the SIM card. To avoid damage to the SIM card, ensure that there are no bent or scratched contacts.

To insert and remove the SIM card, complete the following step:

- Insert or remove the SIM card by sliding it in or out of the holder. The notch on the corner of the SIM card must align with the notch on the base of the holder.

Installing and replacing the communicator

Note: Before installing the communicator, confirm with the local service provider that there is an available and active network in the area.

Opening the unit
To open the unit, complete the following step:

- Disconnect power from the panel by removing the power cord and battery.

Installing the communicator

- To install the communicator, complete the following steps.
- On the new communicator, if required, remove the protective metal tab from the 24-pin CON1 header.
 - Align the three holes on the communicator module with the plastic pegs on the alarm panel, ensuring the 24-pin connectors are aligned with matching pins on the panel. See Figure 3.
 - Press the module carefully onto the alarm panel.
 - To attach the antenna place a nylon washer on either side of the hole on the panel and screw the cable into the antenna. See Figures 4 and 5.
 - Gently press the main antenna cable connector into the jack labeled JK2 – Main Ant on the PCB. Repeat this step for the diversity antenna, and connect to the jack labeled JK1 – Div Ant on the PCB.
 - Apply power to the panel by plugging in the power supply module.

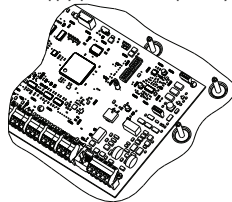


Figure 1: Preparing the panel

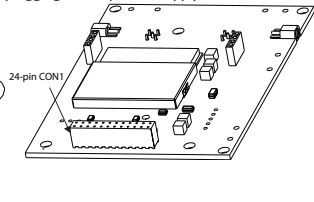


Figure 2: Preparing the communicator

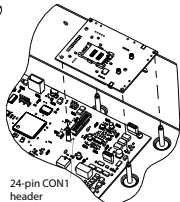


Figure 3: Installing the communicator

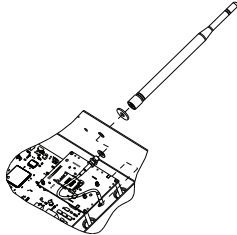


Figure 4: One antenna installation

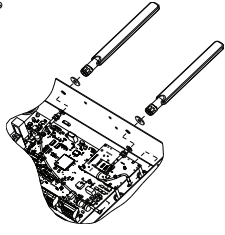


Figure 5: Two antenna installation

Replacing the communicator

Note: For panels with a communicator installed, you can use the foam pad in the unit or the foam pad provided in the standalone cellular communicator kit.

- To replace the communicator, complete the following steps.
- Disconnect power from the panel by unplugging the transformer and battery.
 - Gently remove the main and diversity antenna cables from the PCB.
 - Release the stand-offs and pull up on the communicator to remove it from the header.
 - Complete steps 1- 6 in Installing the Communicator.

Communicator configuration

For information on how to configure the communicator, refer to the PowerSeries Commercial alarm system Reference Manual.

Placement test

To ensure that the communicator is active with a strong signal connection, place the PowerSeries Commercial panel in its intended location and perform the following steps.

- Ensure the SIM card has been activated.
- Using the keypad, enter placement test through installer's programming: [*][8][Installer Code][850].
- View and record the number of bars showing on the LCD keypad.
- Compare with the number of bars indicated in the CSQ Levels column shown in the following table.
- If 3 or more bars are shown, the location is good and no further action is required.
- If 2 or less bars are shown, the location is poor and the communicator may need to be relocated, or an external antenna extension kit can be used to improve the signal strength.

Signal strength	CSQ level	Signal level (dBm)	Installer action
5 bars	14 and higher	-84 and higher	Location is GOOD.
4 bars	11 to 13	-90 to -85	
3 bars	7 to 10	-98 to -91	
2 bars	5 to 6	-102 to -99	Location is BAD. Not suitable for Cellular operation
1 bar	1 to 4	-108 to -103	
No signal	0	-108.8	Check if Cellular coverage is active in your area.

Viewing troubles

For information on how to view troubles, refer to the PowerSeries Commercial alarm system Reference Manual.

Limited warranty

Digital Security Controls (DSC) warrants that for a period of 12 months from the date of purchase, the product shall be free of defects in materials and workmanship under normal use and that in fulfillment of any breach of such warranty, DSC shall, at its option, repair or replace the defective equipment upon return of the equipment to its repair depot. This warranty applies only to defects in parts and workmanship and not to damage incurred in shipping or handling, or damage due to causes beyond the control of Digital Security Controls such as lightning, excessive voltage, mechanical shock, water damage, or damage arising out of abuse, alteration or improper application of the equipment. The foregoing warranty shall apply only to the original buyer, and is and shall be in lieu of any and all other warranties, whether expressed or implied and of all other obligations or liabilities on the part of Digital Security Controls. Digital Security Controls neither assumes responsibility for, nor authorizes any other person purporting to act on its behalf to modify or to change this warranty, nor to assume for it any other warranty or liability concerning this product. In no event shall Digital Security Controls be liable for any direct, indirect or consequential damages, loss of anticipated profits, loss of time or any other losses incurred by the buyer in connection with the purchase, installation or operation or failure of this product. Warning: Digital Security Controls recommends that the entire system be completely tested on a regular basis. However, despite frequent testing, and due to, but not limited to, criminal tampering or electrical disruption, it is possible for this product to fail to perform as expected.

EULA

IMPORTANT - READ CAREFULLY: DSC Software purchased with or without Products and Components is copyrighted and is purchased under the following license terms:
This End-User License Agreement ("EULA") is a legal agreement between You (the company, individual or entity who acquired the Software and any related Hardware) and Digital Security Controls, a division of Tyco Safety Products Canada Ltd. ("DSC"), the manufacturer of the integrated security systems and the developer of the software and any related products or components ("HARDWARE") which You acquired.
If the DSC software product ("SOFTWARE PRODUCT" or "SOFTWARE") is intended to be accompanied by HARDWARE, and is NOT accompanied by new HARDWARE, You may not use, copy or install the SOFTWARE PRODUCT. The SOFTWARE PRODUCT includes computer software, and may include associated media, printed materials, and "online" or electronic documentation. Any software provided along with the SOFTWARE PRODUCT that is associated with a separate end-user license agreement is licensed to You under the terms of that license agreement.
By installing, copying, downloading, storing, accessing or otherwise using the SOFTWARE PRODUCT, You agree unconditionally to be bound by the terms of this EULA, even if this EULA is deemed to be a modification of any previous arrangement or contract. If You do not agree to the terms of this EULA, DSC is unwilling to license the SOFTWARE PRODUCT to You, and You have no right to use it.

SOFTWARE PRODUCT LICENSE

The SOFTWARE PRODUCT is protected by copyright laws and international copyright treaties, as well as other intellectual property laws and treaties. The SOFTWARE PRODUCT is licensed, not sold.
1. **GRANT OF LICENSE** This EULA grants You the following rights:
Software Installation and Use - For each license You acquire, You may have only one copy of the SOFTWARE PRODUCT installed.
Storage/Network Use - The SOFTWARE PRODUCT may not be installed, accessed, displayed, run, shared or used concurrently on or from different computers, including a workstation, terminal or other digital electronic device ("Device"). In other words, if You have several workstations, You will have to acquire a license for each workstation where the SOFTWARE will be used.
Backup Copy - You may make back-up copies of the SOFTWARE PRODUCT, but You may only have one copy per license installed at any given time. You may use the back-up copy solely for archival purposes. Excepts expressly provided in this EULA, You may not otherwise make copies of the SOFTWARE PRODUCT, including the printed materials accompanying the SOFTWARE.
2. **DESCRIPTION OF OTHER RIGHTS AND LIMITATIONS**
Limitations on Reverse Engineering, Decompilation and Disassembly - You may not reverse engineer, decompile, or disassemble the SOFTWARE PRODUCT, except and only to the extent that such activity is expressly permitted by applicable law notwithstanding this limitation. You may not make any changes or modifications to the Software, without the written permission of an officer of DSC. You may not remove any proprietary notices, marks or labels from the Software Product. You shall institute reasonable measures to ensure compliance with the terms and conditions of this EULA.
Separation of Components - The SOFTWARE PRODUCT is licensed as a single product. Its component parts may not be separated for use on more than one HARDWARE unit.

Single INTEGRATED PRODUCT - If You acquired this SOFTWARE with HARDWARE, then the SOFTWARE PRODUCT is licensed with the HARDWARE as a single integrated product. In this case, the SOFTWARE PRODUCT may only be used with the HARDWARE as set forth in this EULA.

Rental - You may not rent, lease or lend the SOFTWARE PRODUCT. You may not make it available to others or post it on a server or web site.

Software Product Transfer - You may transfer all of Your rights under this EULA only as part of a permanent sale or transfer of the HARDWARE, provided You retain no copies, You transfer all of the SOFTWARE PRODUCT (including all component parts, the media and printed materials, any upgrades and this EULA), and provided the recipient agrees to the terms of this EULA. If the SOFTWARE PRODUCT is an upgrade, any transfer must also include all prior versions of the SOFTWARE PRODUCT.

Termination - Without prejudice to any other rights, DSC may terminate this EULA if You fail to comply with the terms and conditions of this EULA. In such event, You must destroy all copies of the SOFTWARE PRODUCT and all of its component parts.

Trademarks - This EULA does not grant You any rights in connection with any trademarks or service marks of DSC or its suppliers.

3. COPYRIGHT

All title and intellectual property rights in and to the SOFTWARE PRODUCT (including but not limited to any images, photographs, and text incorporated into the SOFTWARE PRODUCT), the accompanying printed materials, and any copies of the SOFTWARE PRODUCT, are owned by DSC or its suppliers. You may not copy the printed materials accompanying the SOFTWARE PRODUCT. All title and intellectual property rights in and to the content which may be accessed through use of the SOFTWARE PRODUCT are the property of the respective content owner and may be protected by applicable copyright or other intellectual property laws and treaties. This EULA grants You no rights to use such content. All rights not expressly granted under this EULA are reserved by DSC and its suppliers.
EXPORT RESTRICTIONS - You agree that You will not export or re-export the SOFTWARE PRODUCT to any country, person, or entity subject to Canadian export restrictions.
CHOICE OF LAW - This Software License Agreement is governed by the laws of the Province of Ontario, Canada.
ARBITRATION - All disputes arising in connection with this Agreement shall be determined by final and binding arbitration in accordance with the Arbitration Act, and the parties agree to be bound by the arbitrator's decision. The place of arbitration shall be Toronto, Canada, and the language of the arbitration shall be English.

LIMITED WARRANTY

NO WARRANTY - DSC PROVIDES the SOFTWARE "AS IS" WITHOUT WARRANTY. DSC DOES NOT WARRANT THAT THE SOFTWARE WILL MEET YOUR REQUIREMENTS OR THAT OPERATION OF THE SOFTWARE WILL BE UNINTERRUPTED OR ERROR-FREE.

CHANGES IN OPERATING ENVIRONMENT - DSC shall not be responsible for problems caused by changes in the operating characteristics of the HARDWARE, or for problems in the interaction of the SOFTWARE PRODUCT with non-DSC-SOFTWARE or HARDWARE PRODUCTS.

LIMITATION OF LIABILITY; WARRANTY REFLECTS ALLOCATION OF RISK - IN ANY EVENT, IF ANY STATUTE IMPLIES WARRANTIES OR CONDITIONS NOT STATED IN THIS LICENSE AGREEMENT, DSC'S ENTIRE LIABILITY UNDER ANY PROVISION OF THIS LICENSE AGREEMENT SHALL BE LIMITED TO THE GREATER OF THE AMOUNT ACTUALLY PAID BY YOU TO LICENSE THE SOFTWARE PRODUCT AND FIVE CANADIAN DOLLARS (CAD\$5.00). BECAUSE SOME JURISDICTIONS DO NOT ALLOW THE EXCLUSION OR LIMITATION OF LIABILITY FOR CONSEQUENTIAL OR INCIDENTAL DAMAGES, THE ABOVE LIMITATION MAY NOT APPLY TO YOU.

DISCLAIMER OF WARRANTIES - THIS WARRANTY CONTAINS THE ENTIRE WARRANTY AND SHALL BE IN LIEU OF ANY AND ALL OTHER WARRANTIES, WHETHER EXPRESSED OR IMPLIED (INCLUDING ALL IMPLIED WARRANTIES OF MERCHANTABILITY OR FITNESS FOR A PARTICULAR PURPOSE) AND OF ALL OTHER OBLIGATIONS OR LIABILITIES ON THE PART OF DSC. DSC MAKES NO OTHER WARRANTIES. DSC NEITHER ASSUMES NOR AUTHORIZES ANY OTHER PERSON PURPORTING TO ACT ON ITS BEHALF TO MODIFY OR TO CHANGE THIS WARRANTY, NOR TO ASSUME FOR IT ANY OTHER WARRANTY OR LIABILITY CONCERNING THIS SOFTWARE PRODUCT.
EXCLUSIVE REMEDY AND LIMITATION OF WARRANTY - UNDER NO CIRCUMSTANCES SHALL DSC BE LIABLE FOR ANY SPECIAL, INCIDENTAL, CONSEQUENTIAL OR INDIRECT DAMAGES BASED UPON BREACH OF WARRANTY, BREACH OF CONTRACT, NEGLIGENCE, STRICT LIABILITY, OR ANY OTHER LEGAL THEORY. SUCH DAMAGES INCLUDE, BUT ARE NOT LIMITED TO, LOSS OF PROFITS, LOSS OF THE SOFTWARE PRODUCT OR ANY ASSOCIATED EQUIPMENT, COST OF CAPITAL, COST OF SUBSTITUTE OR REPLACEMENT EQUIPMENT, FACILITIES OR SERVICES, DOWN TIME, PURCHASERS TIME, THE CLAIMS OF THIRD PARTIES, INCLUDING CUSTOMERS, AND INJURY TO PROPERTY.
DSC recommends that the entire system be completely tested on a regular basis. However, despite frequent testing, and due to, but not limited to, criminal tampering or electrical disruption, it is possible for this SOFTWARE PRODUCT to fail to perform as expected.

Regulatory Information

FCC MODIFICATION STATEMENT - Digital Security Controls has not approved any changes or modifications to this device by the user. Any changes or modifications could void the user's authority to operate the equipment. Digital Security Controls n'approuve aucune modification apportée à l'appareil par l'utilisateur, quelle qu'en soit la nature. Tout changement ou modification peuvent annuler le droit d'utilisation de l'appareil par l'utilisateur.

FCC and ISED CANADA INTERFERENCE STATEMENT - This device complies with Part 15 of the FCC Rules. Operation is subject to the following two conditions: (1) this device may not cause interference, and (2) this device must accept any interference, including interference that may cause undesired operation of the device. This device complies with ISED Canada licence-exempt RSS standard(s). Operation is subject to the following two conditions: (1) this device may not cause interference, and (2) this device must accept any interference, including interference that may cause undesired operation of the device.

Le présent appareil est conforme aux CNR d'ISED Canada applicables aux appareils radio exempts de licence. L'exploitation est autorisée aux deux conditions suivantes: (1) l'appareil ne doit pas produire de brouillage, et (2) l'utilisateur de l'appareil doit accepter tout brouillage radio électrique subi, même si le brouillage est susceptible d'en compromettre le fonctionnement.
FCC CLASS B DIGITAL DEVICE NOTICE -This equipment has been tested and found to comply with the limits for a Class B digital device, pursuant to part 15 of the FCC Rules. These limits are designed to provide reasonable protection against harmful interference in a residential installation. This equipment generates uses and can radiate radio frequency energy and, if not installed and used in accordance with the instructions, may cause harmful interference to radio communications. However, there is no guarantee that interference will not occur in a particular installation. If this equipment does cause harmful interference to radio or television reception, which can be determined by turning the equipment off and on, the user is encouraged to try to correct the interference by one or more of the following measures:

- Reorient or relocate the receiving antenna.
 - Increase the separation between the equipment and receiver.
 - Connect the equipment into an outlet on a circuit different from that to which the receiver is connected.
 - Consult the dealer or experienced radio/television technician for help.
- CAN ICES-3 (B) / NMB-3 (B)
Model LE9080 FCC ID: F5318LE9080 IC: 160A-LE9080
Model 3G9080 FCC ID: F53173G9080 IC: 160A-3G9080
Model 3H9080 FCC ID: F53183H9080 IC: 160A-3H9080

Note: Only models LE9080, 3G9080 and 3H9080 are UL/ULC listed.

FCC/ISED CANADA WIRELESS NOTICE

This equipment complies with FCC and ISED Canada radiation exposure limits set forth for an uncontrolled environment. The antenna should be installed and operated with minimum distance of 20 cm between the radiator and your body. Cet appareil est conforme aux limites d'exposition aux rayonnements de la ISED Canada pour un environnement non contrôlé. L'antenne doit être installée de façon à garder une distance minimale de 20 centimètres entre la source de rayonnements et votre corps.

Antenna gain must be below. Gain de l'antenne doit être ci-dessous:

Frequency band/Bande de fréquence LE9080 3G9080 LE2077

GSM850/FDD v	xx dBi	xx dBi	xx dBi
PCS1900/FDD ii	xx dBi	xx dBi	xx dBi
LTE B2	xx dBi	xx dBi	xx dBi
LTE B4	xx dBi	xx dBi	xx dBi
LTE B5/B12/B13	xx dBi	xx dBi	xx dBi

This transmitter must not be co-located or operating in conjunction with any other antenna or transmitter. L'émetteur ne doit pas être colocalisé ni fonctionner conjointement avec une autre antenne ou autre émetteur.
FCC/IC LABEL: This modular transmitter LE9080, 3G9080 or 3H9080 is labeled with its own FCC ID and IC number. When the module is installed inside the host device HS3256, HS3128 or HS3032 and the FCC ID/IC of the module is not visible, the host device shall display the provided label referring to the FCC ID and IC of the enclosed module. This label is shipped together with the module and it is the responsibility of the integrator to apply it to the exterior of the enclosure as displayed in the following figure. Le module émetteur LE9080, 3G9080 ou 3H9080 est étiqueté avec son propre ID FCC et le numéro IC. Lorsque le module est installé à l'intérieur du dispositif hôte HS3256, HS3128 ou HS3032 et le FCC ID / IC du module ne soit pas visible, le



© 2018 Tyco Security Products. All Rights Reserved. Tech Support: 1-800-387-3630 (Canada & U.S.) or 905-760-3000 www.dsc.com

The trademarks, logos, and service marks displayed on this document are registered in the United States and/or other countries. Any misuse of the trademarks is strictly prohibited and Tyco will aggressively enforce its intellectual property rights to the fullest extent of the law, including pursuit of criminal prosecution wherever necessary. All trademarks not owned by Tyco are the property of their respective owners, and are used with permission or allowed under applicable laws. Product offerings and specifications are subject to change without notice. Actual products may vary from photos. Not all products include all features. Availability varies by region; contact your sales representative.



From Tyco Security Products

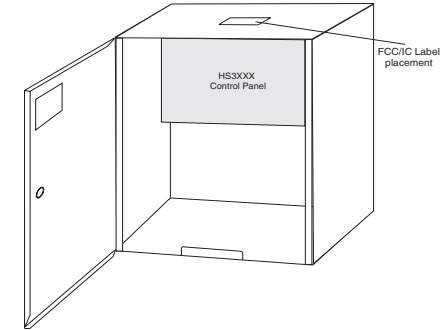


29010165R001

3G9080/3G9080-EU/3H9080/LE9080 and GS9080 Cellular Alarm Communicator Installation Instructions

dispositif d'accueil affiche l'étiquette fournie se référant à l'ID FCC et IC du module ci-joint. Ce label est livré avec le module et il est de la responsabilité de l'intégrateur de l'appliquer à l'extérieur de l'enceinte, comme indiqué dans la figure suivante.

Model LE9080 Contains FCC ID: F5318LE9080 Contains IC: 160A-LE9080
Model 3G9080 Contains FCC ID: F53173G9080 Contains IC: 160A-3G9080
Model 3H9080 Contains FCC ID: F53183H9080 Contains IC: 160A-3H9080



SIMPLIFIED DECLARATION OF CONFORMITY: Hereby, Tyco Safety Products Canada Ltd declares that this radio equipment is in compliance with Directive 2014/53/EU. The full text of the EU declaration of conformity is available at the following internet address.
Note: Applies to models 3G9080-EU and GS9080 only.
Model 3G080-EU - <http://dsc.com/pdf/1804001>
Model GS9080 - <http://dsc.com/pdf/1804002>
Operating frequency bands and related max radio-frequency power transmitted:

Frequency band (MHz)	Maximum power
EGSM900 890.0 - 914.8	Class 4 (2 W) @ 900 MHz, GSM
EGSM900 880.2 - 889.8	Class 1 (1 W) @ 1800 MHz, GSM
DSC1800 1710.2 - 1784.8	Class E2 (0.5 W) @ 900 MHz, EDGE
WCDMA (band VII) 882.4 - 912.6	Class E2 (0.4 W) @ 900 MHz, EDGE

European single point of contact: Tyco Safety Products, Voltaweg 20, 6101 XK Echt, Netherlands.