



**Test Setup Photographs for the Sensor US with Range Extender**


**1. Radiated Emissions: 9 kHz to 30 MHz @ 3 m**



**Picture 1 Radiated Test Setup-9 kHz to 30 MHz EUT**




**Photo 2: Radiated Test Setup -9 kHz to 30 MHz EUT**




**Photo 3: Radiated Test Setup -9 kHz to 30 MHz EUT**



## **2. Radiated Emissions: 30 MHz to 1GHz @ 3 m**



**Photo 4: Radiated Test Setup -30 MHz to 1GHz EUT**




**Photo 5: Radiated Test Setup -30 MHz to 1GHz EUT**




**Photo 6: Radiated Test Setup -30 MHz to 1GHz EUT**




### **3.Radiated Emissions: 1 GHz to 10 GHz @ 3 m**



**Photo 7: Radiated Test Setup -1 GHz to 10 GHz EUT**



**Photo 8: Radiated Test Setup -1 GHz to 10 GHz EUT**



**Photo 9: Radiated Test Setup -1 GHz to 10 GHz EUT**