11AX20MIMO_Ant5_2412_30~1000

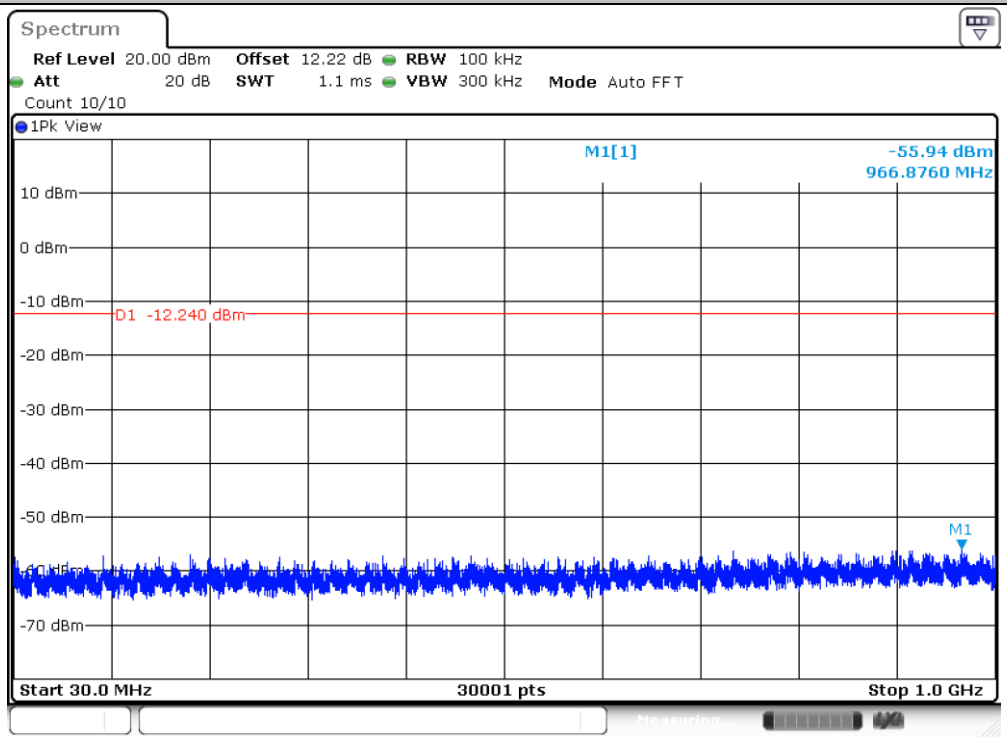

Date: 8.FEB.2024 12:22:54

11AX20MIMO_Ant5_2412_1000~26500

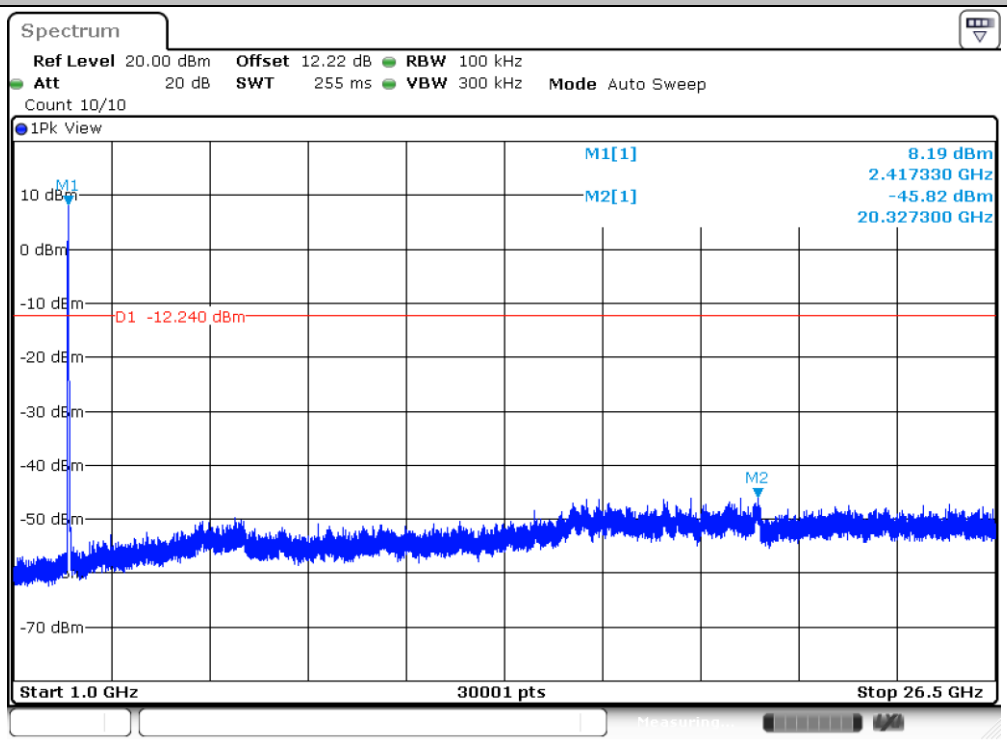

Date: 8.FEB.2024 12:25:47

11AX20MIMO_Ant3_2437_30~1000

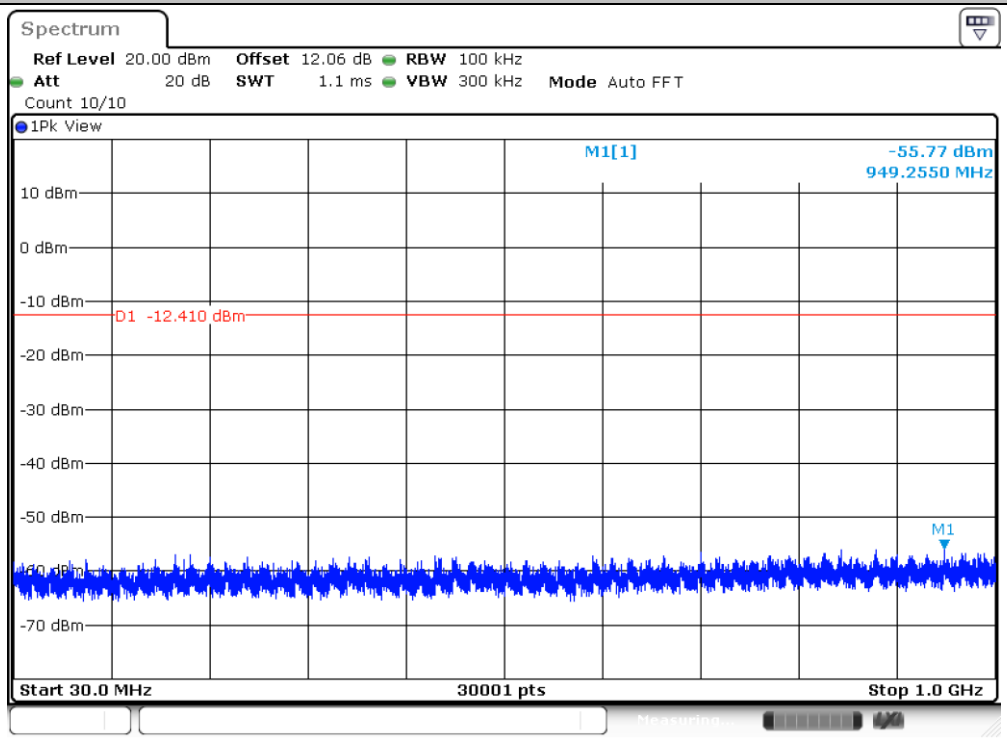

Date: 8.FEB.2024 12:29:17

11AX20MIMO_Ant3_2437_1000~26500

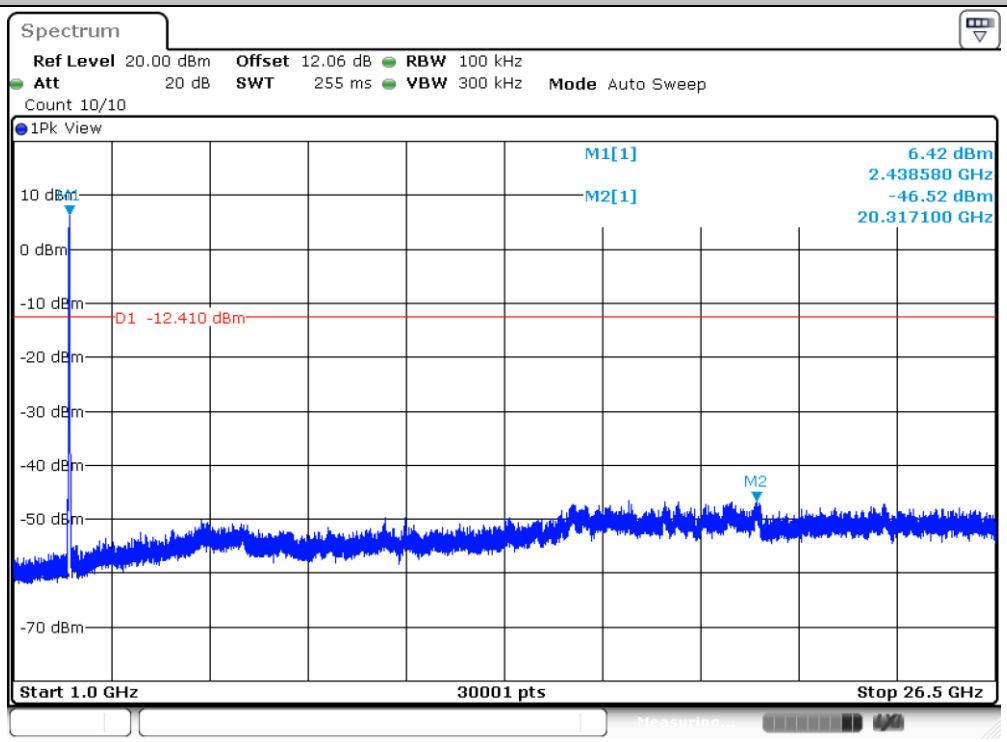

Date: 8.FEB.2024 12:29:59

11AX20MIMO_Ant5_2437_30~1000

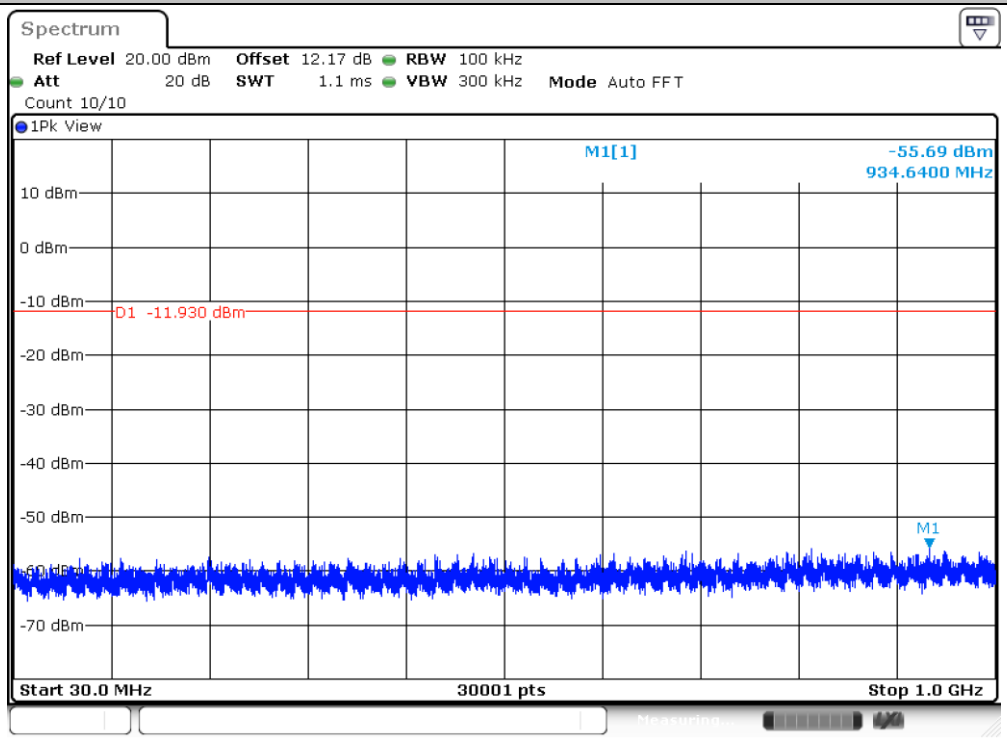

Date: 8.FEB.2024 12:30:11

11AX20MIMO_Ant5_2437_1000~26500

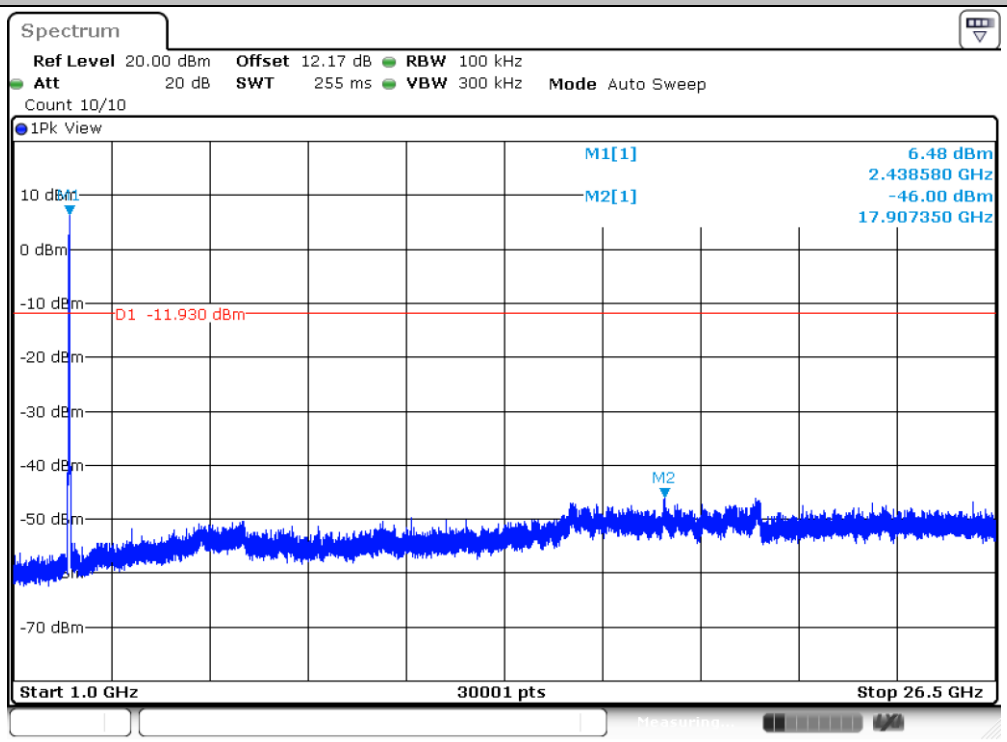

Date: 8.FEB.2024 12:30:33

11AX20MIMO_Ant3_2462_30~1000

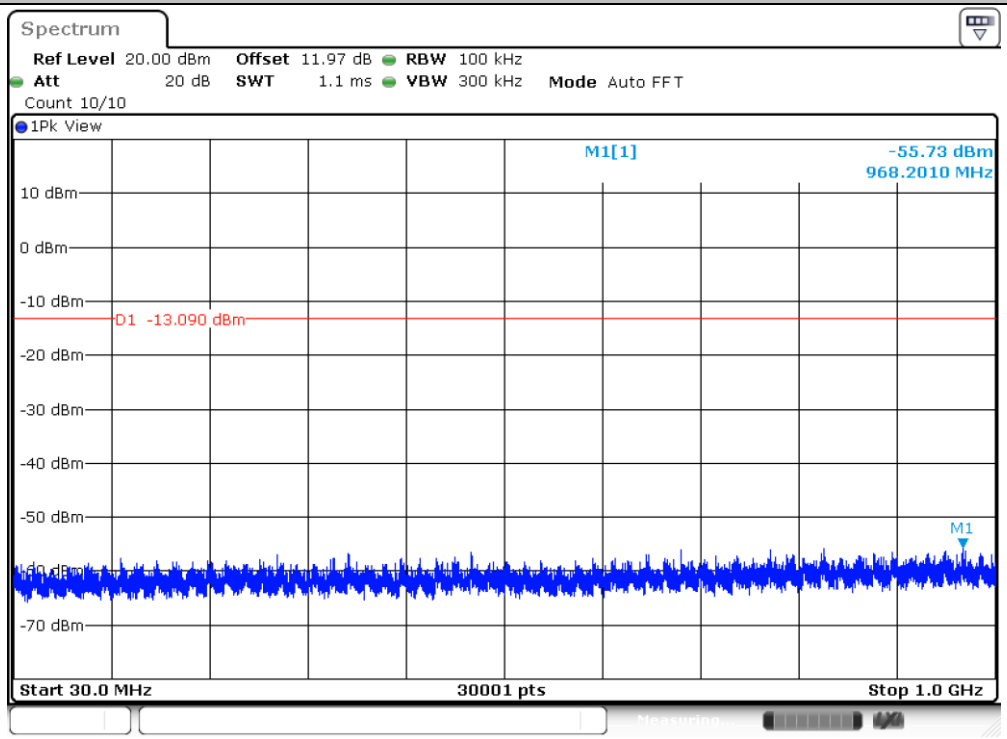

Date: 8.FEB.2024 12:31:51

11AX20MIMO_Ant3_2462_1000~26500

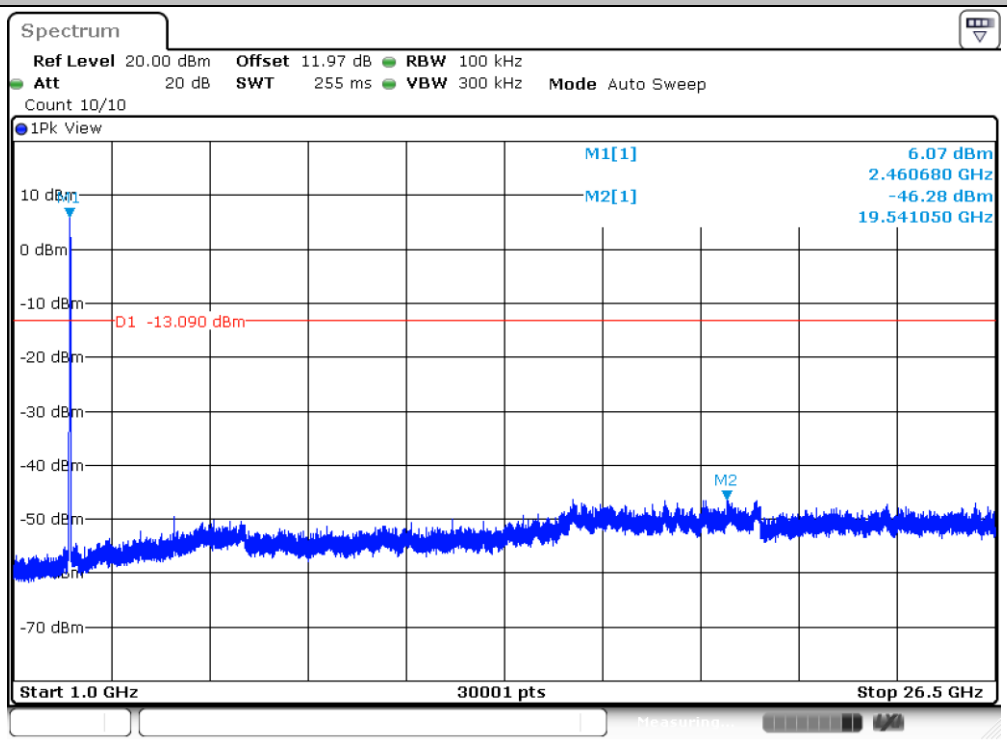

Date: 8.FEB.2024 12:35:03

11AX20MIMO_Ant5_2462_30~1000

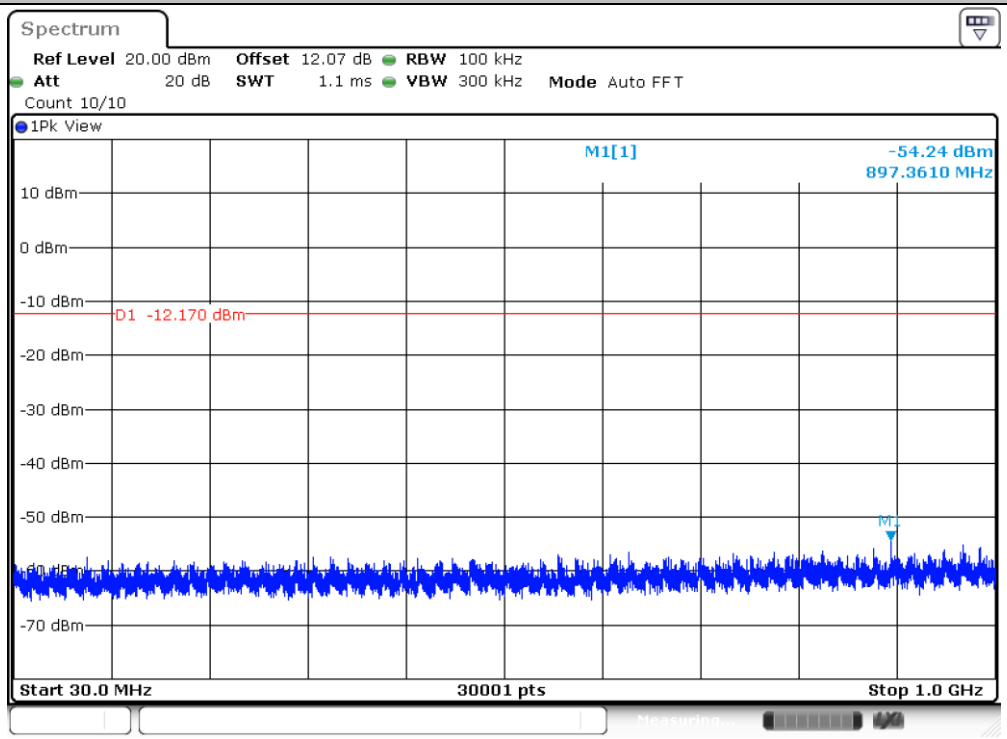

Date: 8.FEB.2024 12:36:18

11AX20MIMO_Ant5_2462_1000~26500

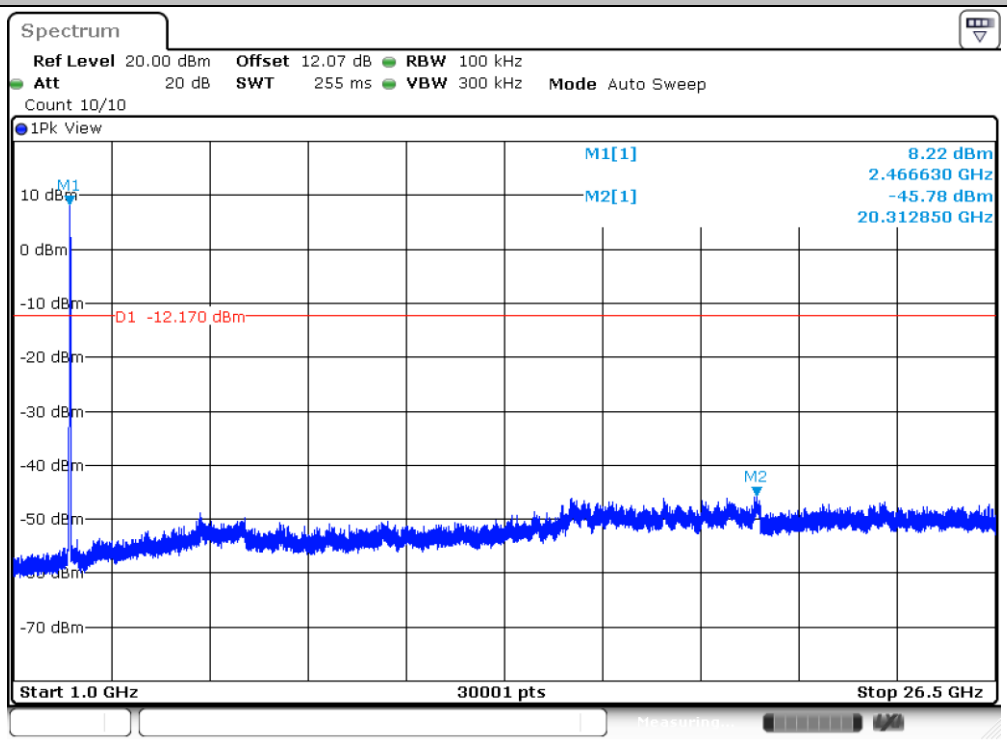

Date: 8.FEB.2024 12:37:55

11AX40MIMO_Ant3_2422_30~1000

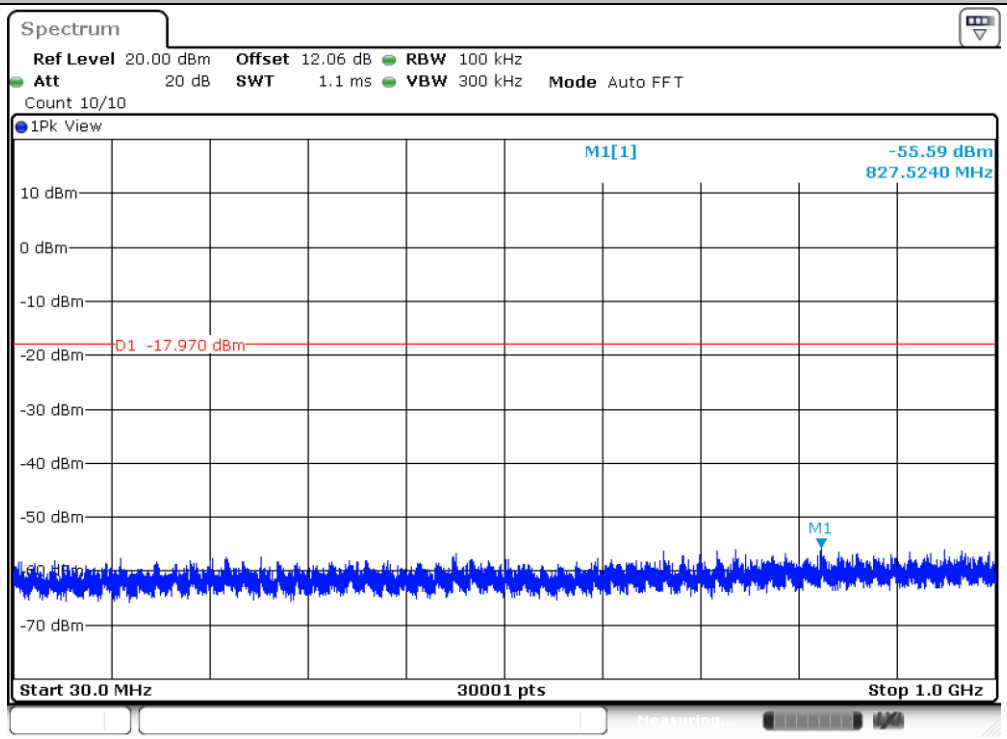

Date: 8.FEB.2024 12:39:39

11AX40MIMO_Ant3_2422_1000~26500

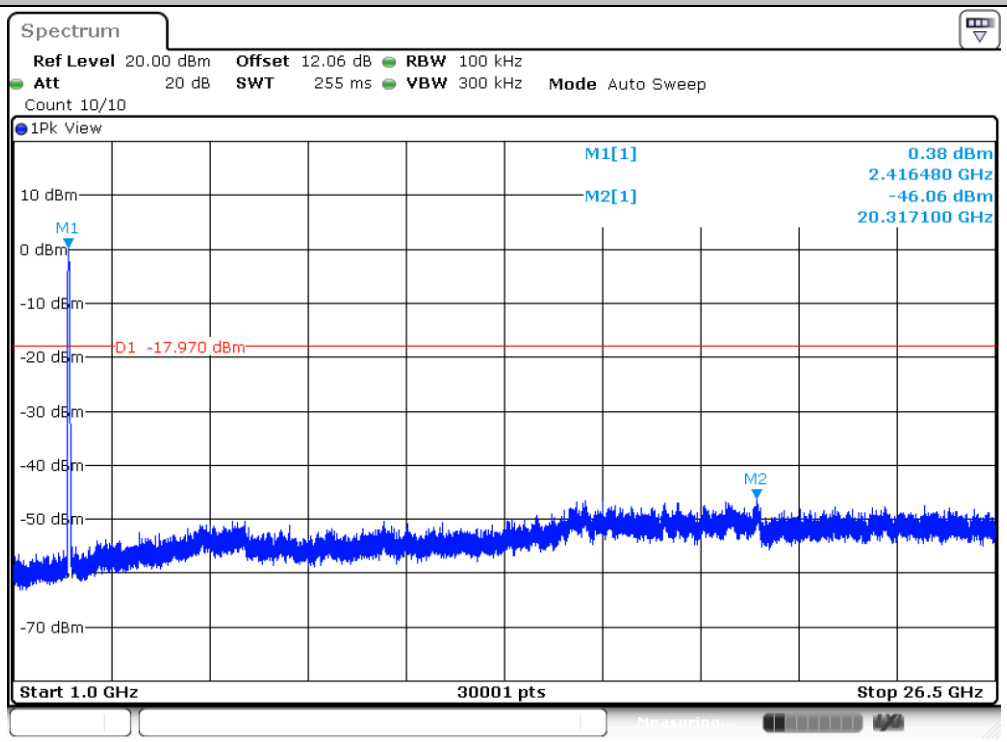

Date: 8.FEB.2024 12:40:11

11AX40MIMO_Ant5_2422_30~1000

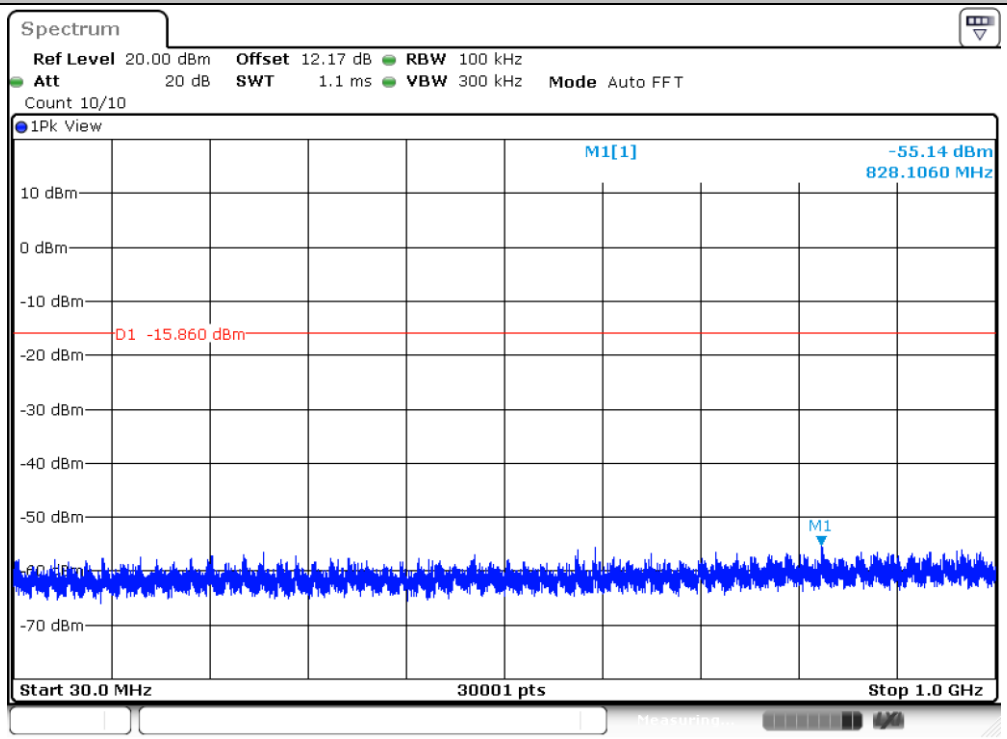

Date: 8.FEB.2024 12:41:47

11AX40MIMO_Ant5_2422_1000~26500

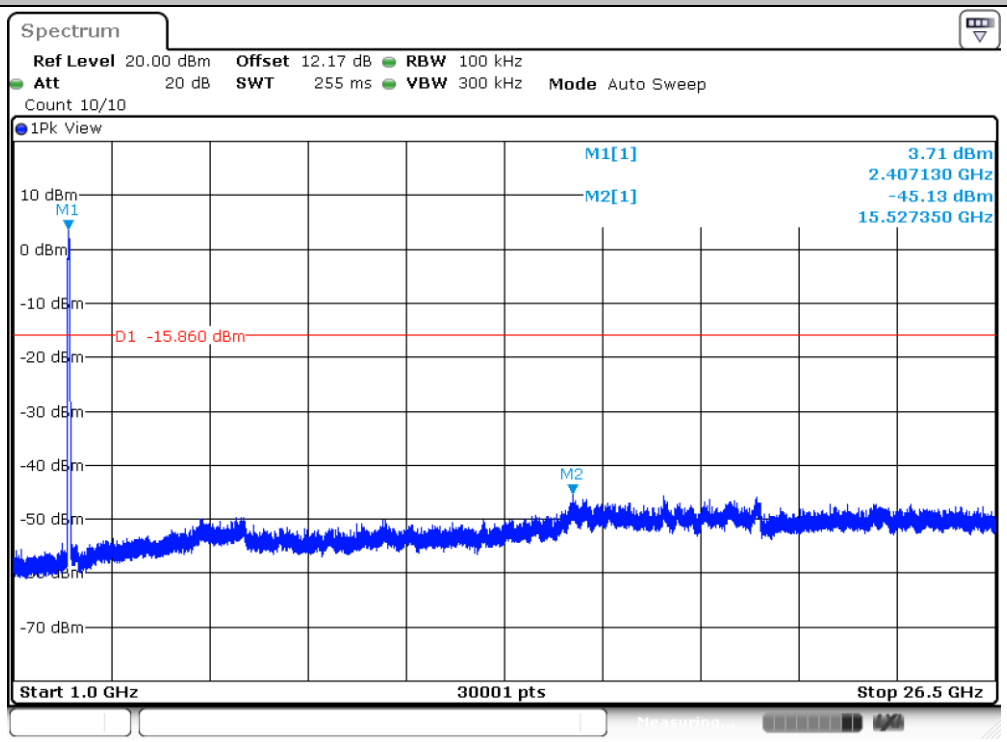

Date: 8.FEB.2024 12:44:38

11AX40MIMO_Ant3_2437_30~1000

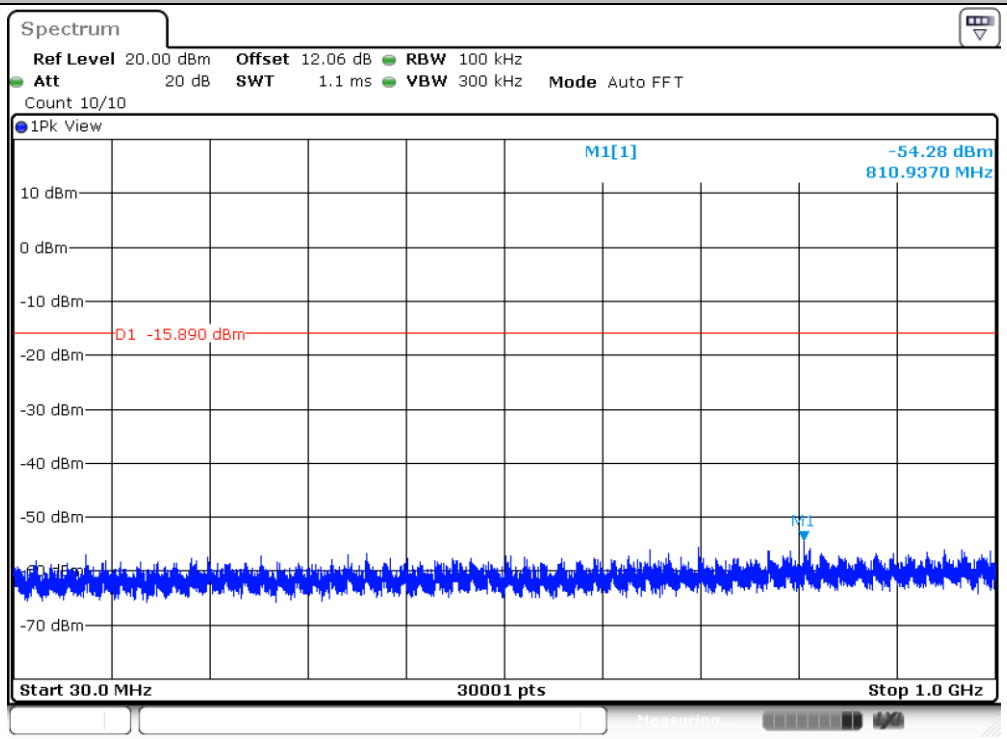

Date: 8.FEB.2024 12:45:52

11AX40MIMO_Ant3_2437_1000~26500

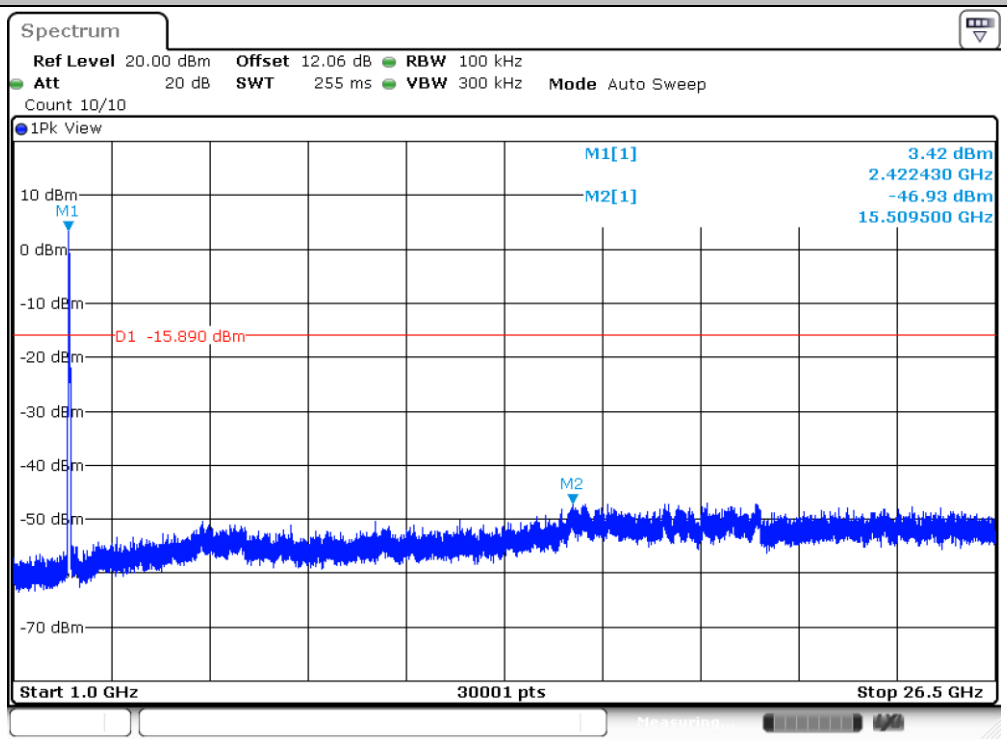

Date: 8.FEB.2024 12:48:14

11AX40MIMO_Ant5_2437_30~1000

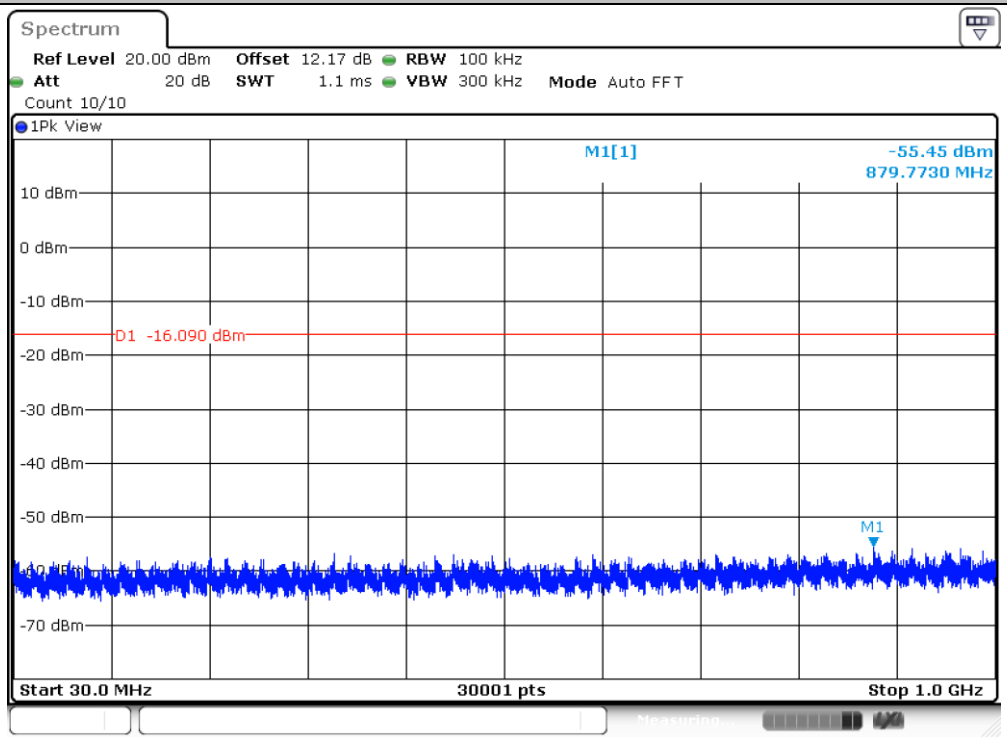

Date: 8.FEB.2024 12:50:15

11AX40MIMO_Ant5_2437_1000~26500

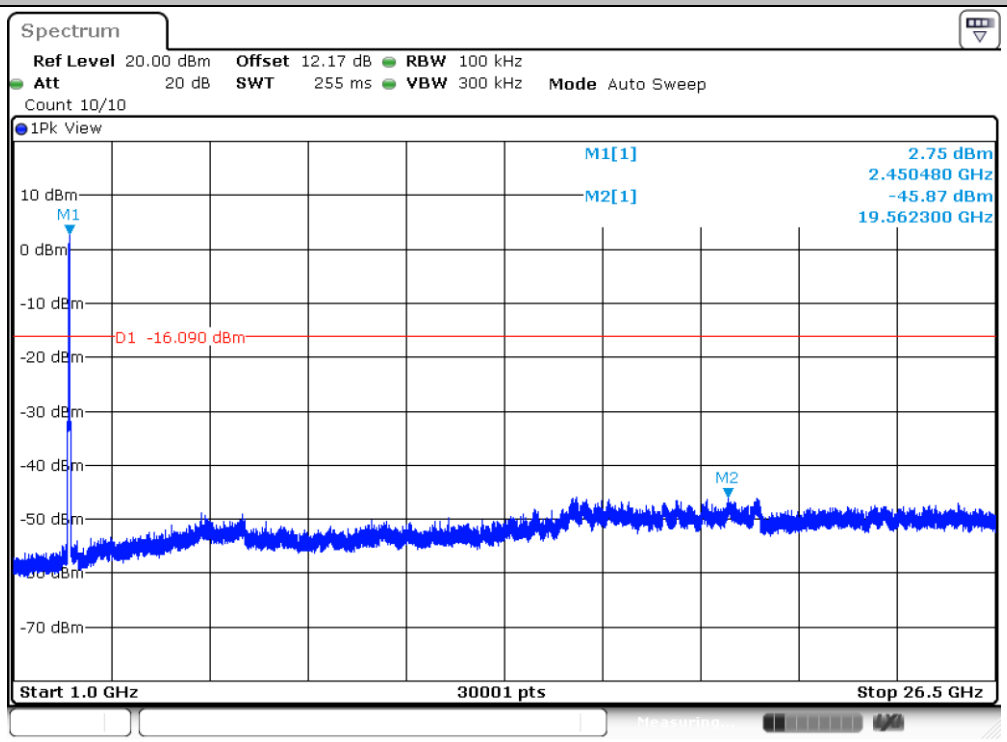

Date: 8.FEB.2024 12:52:00

11AX40MIMO_Ant3_2452_30~1000

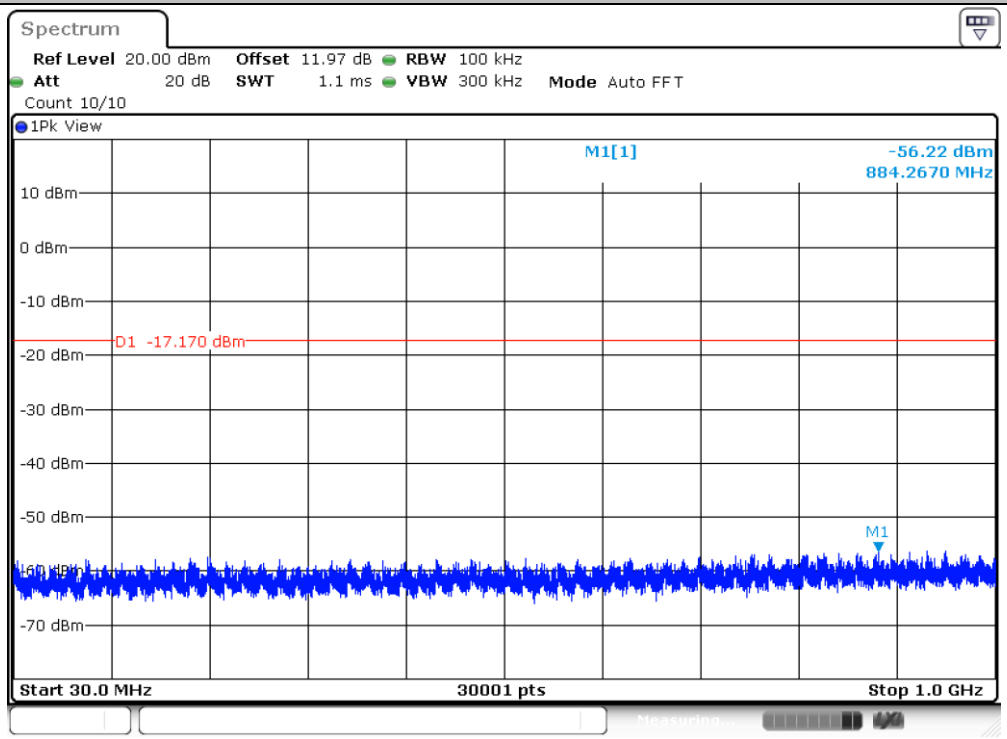

Date: 8.FEB.2024 12:53:17

11AX40MIMO_Ant3_2452_1000~26500

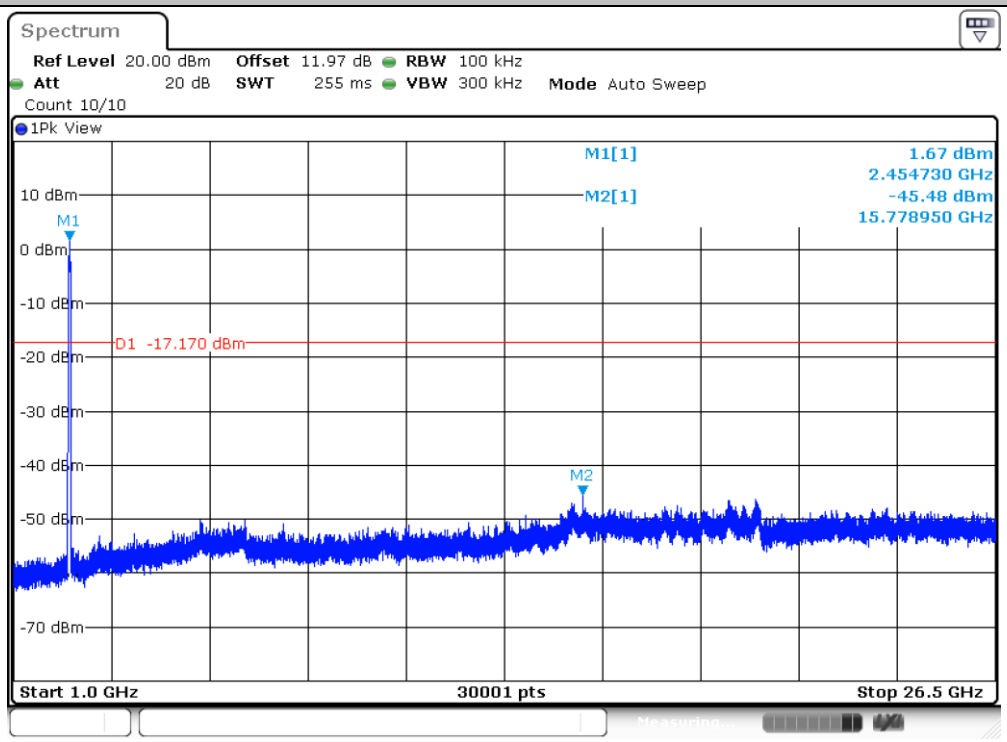

Date: 8.FEB.2024 12:53:39

11AX40MIMO_Ant5_2452_30~1000

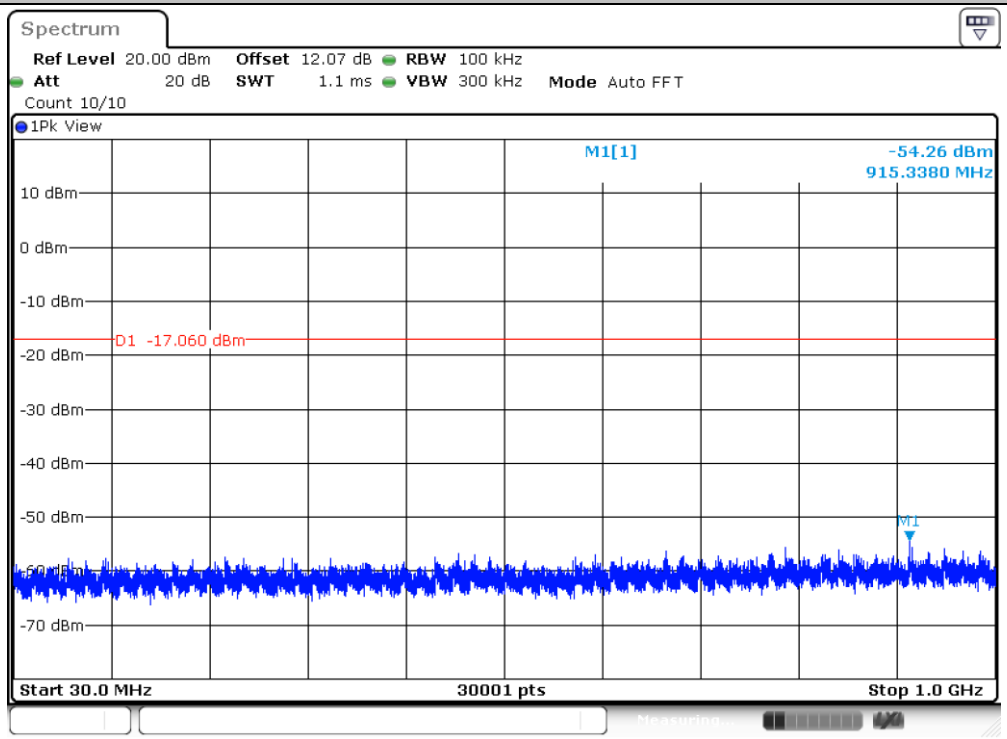

Date: 8.FEB.2024 12:54:53

11AX40MIMO_Ant5_2452_1000~26500

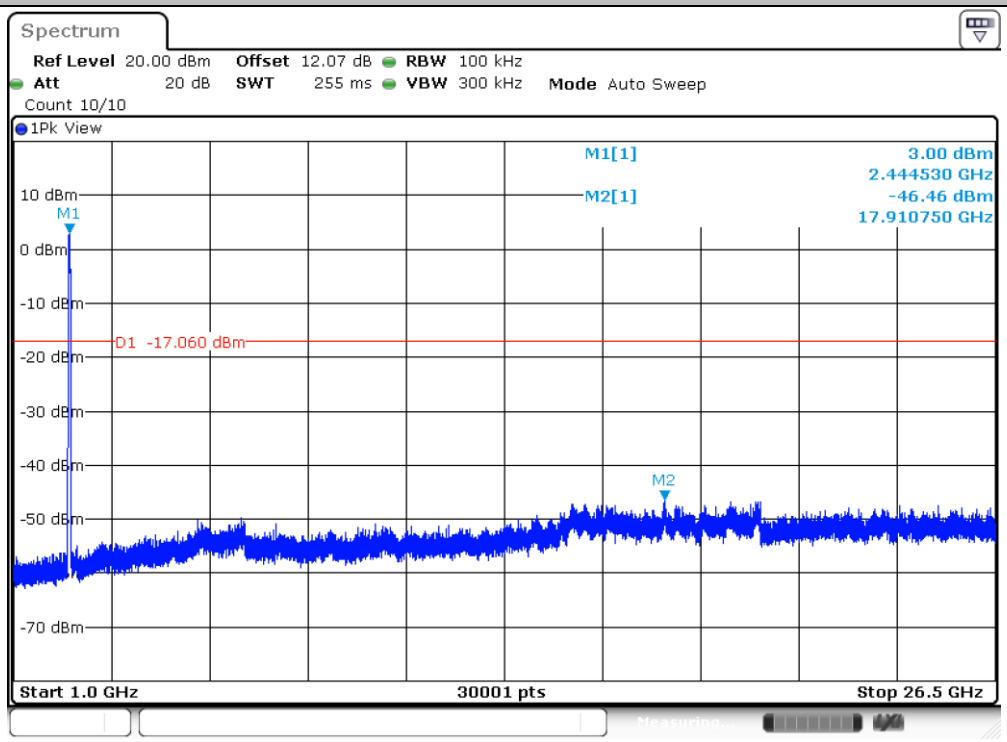

Date: 8.FEB.2024 12:55:15

Maximum power spectral density for 11ax Partial RU

Test Result

TestMode	Antenna	Freq(MHz)	RuSize	RuIndex	Result [dBm/3kHz]	Limit [dBm/3kHz]	Verdict
11AX20MIMO	Ant3	2412	26Tone	RU0	-8.81	≤8.00	PASS
			52Tone	RU37	-8.65	≤8.00	PASS
			106Tone	RU53	-8.53	≤8.00	PASS
	Ant5	2412	26Tone	RU0	-6.73	≤8.00	PASS
			52Tone	RU37	-6.22	≤8.00	PASS
			106Tone	RU53	-6.29	≤8.00	PASS
	total	2412	26Tone	RU0	-4.64	≤8.00	PASS
			52Tone	RU37	-4.26	≤8.00	PASS
			106Tone	RU53	-4.26	≤8.00	PASS
	Ant3	2462	26Tone	RU8	-8.67	≤8.00	PASS
			52Tone	RU40	-9.05	≤8.00	PASS
			106Tone	RU54	-8.50	≤8.00	PASS
	Ant5	2462	26Tone	RU8	-7.51	≤8.00	PASS
			52Tone	RU40	-7.12	≤8.00	PASS
			106Tone	RU54	-7.89	≤8.00	PASS
	total	2462	26Tone	RU8	-5.04	≤8.00	PASS
			52Tone	RU40	-4.97	≤8.00	PASS
			106Tone	RU54	-5.17	≤8.00	PASS

Test Graphs

11AX20MIMO_Ant3_2412_26Tone_RU0

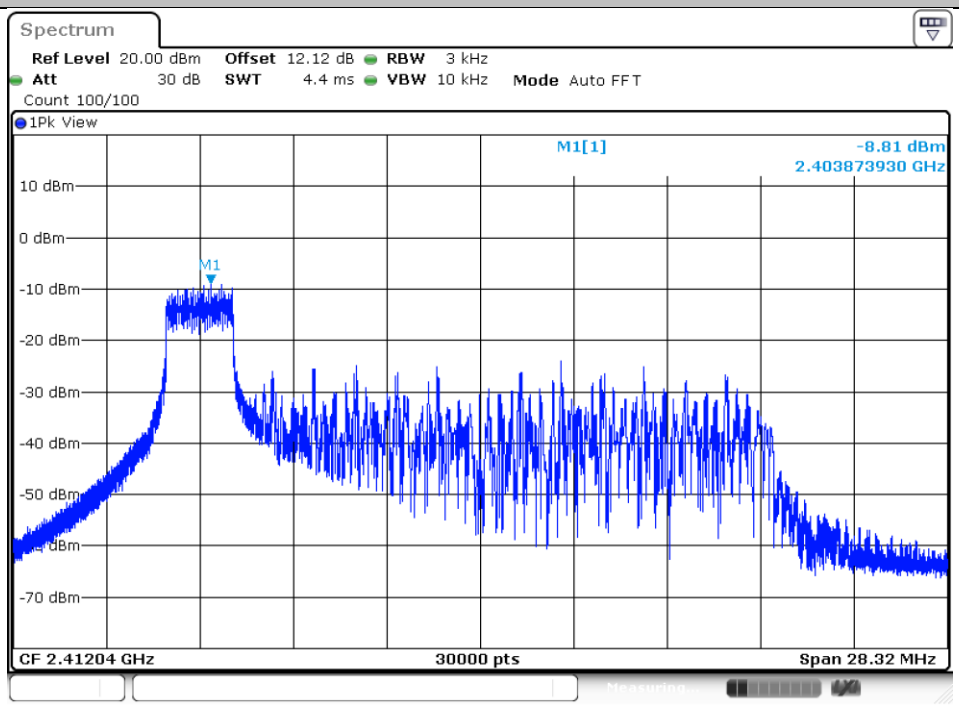

Date: 18.FEB.2024 16:17:03

11AX20MIMO_Ant3_2412_52Tone_RU37

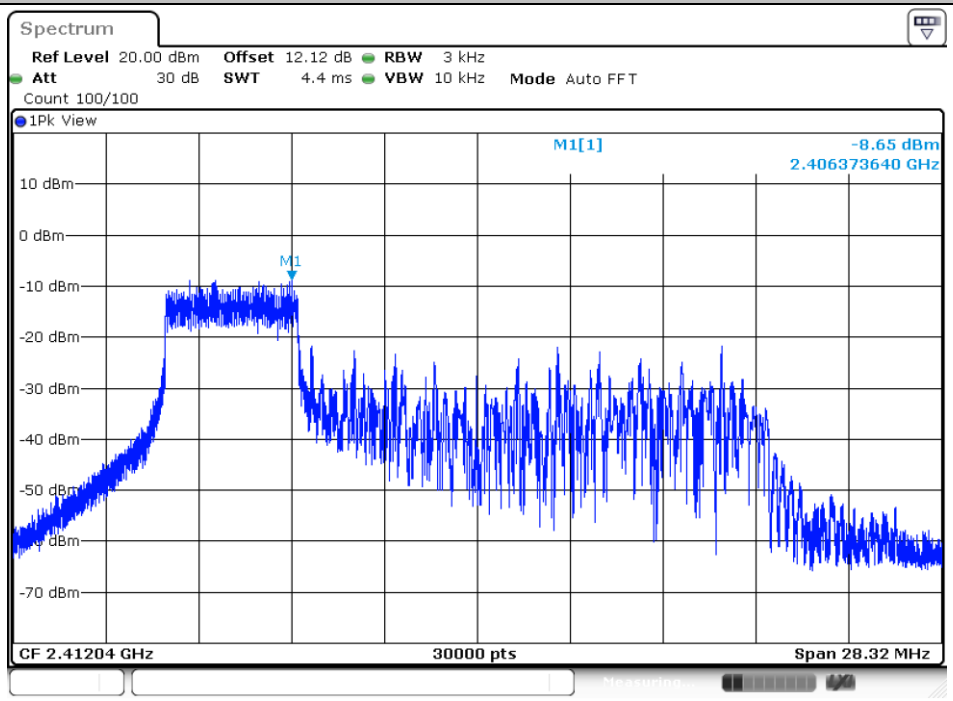

Date: 18.FEB.2024 16:18:38

11AX20MIMO_Ant3_2412_106Tone_RU53

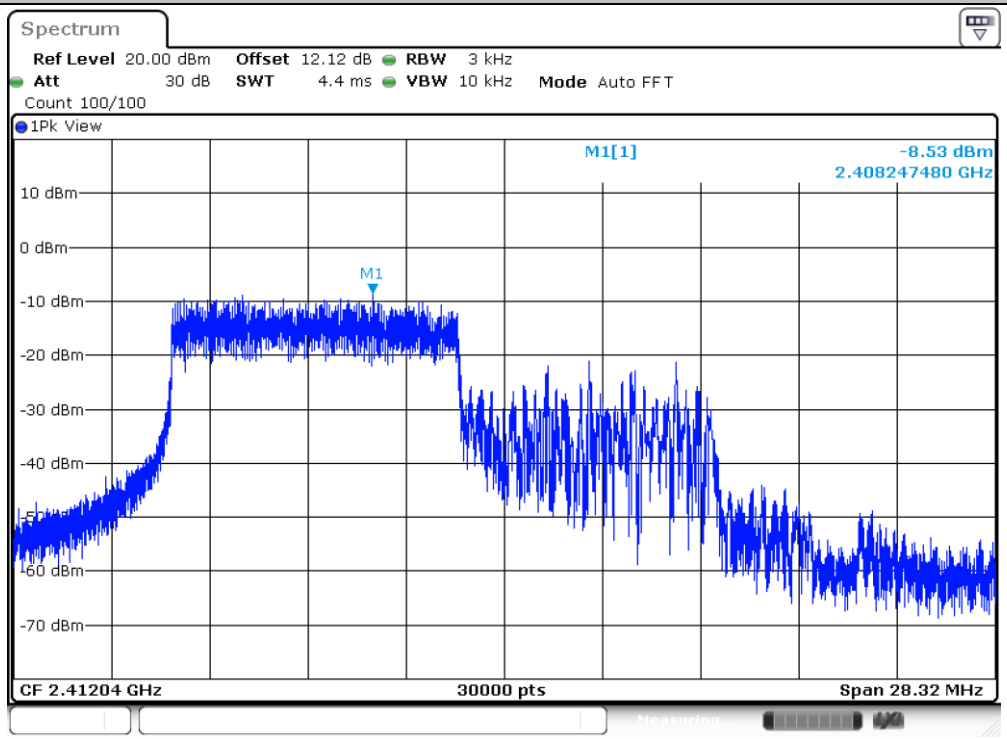

Date: 18.FEB.2024 16:20:40

11AX20MIMO_Ant5_2412_26Tone_RU0

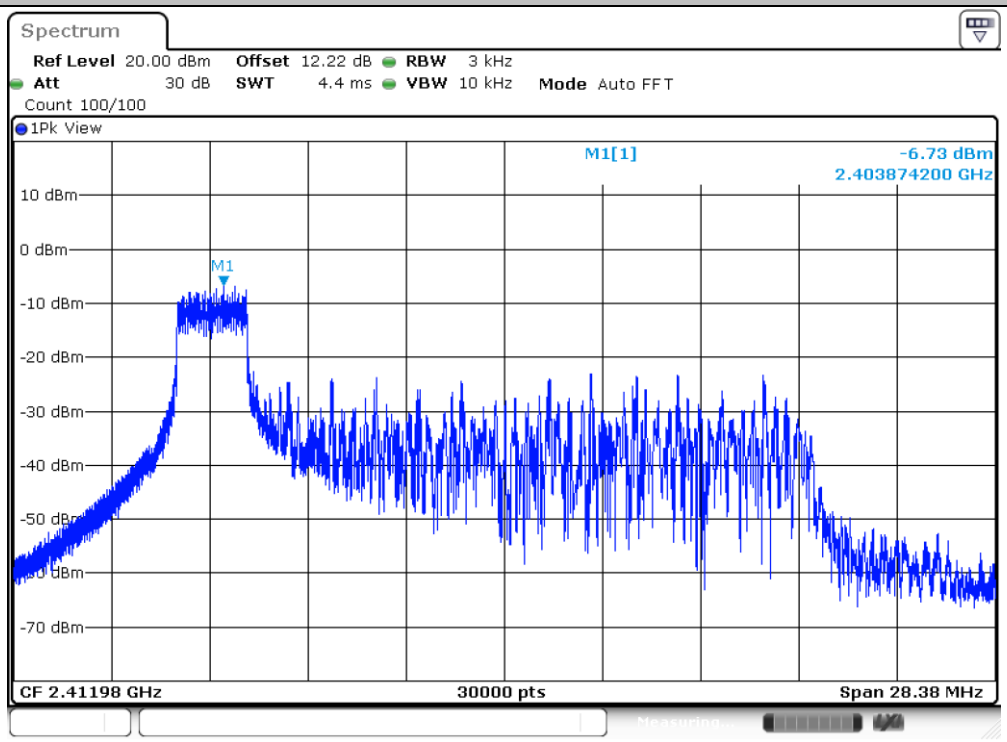

Date: 18.FEB.2024 16:17:15

11AX20MIMO_Ant5_2412_52Tone_RU37

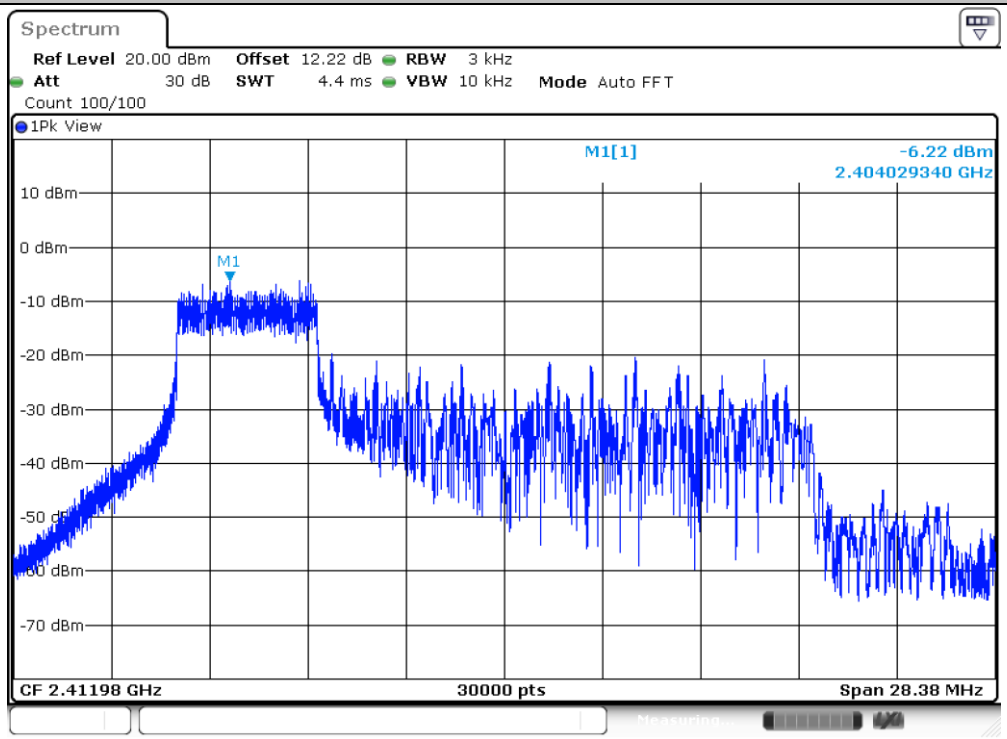

11AX20MIMO_Ant5_2412_106Tone_RU53

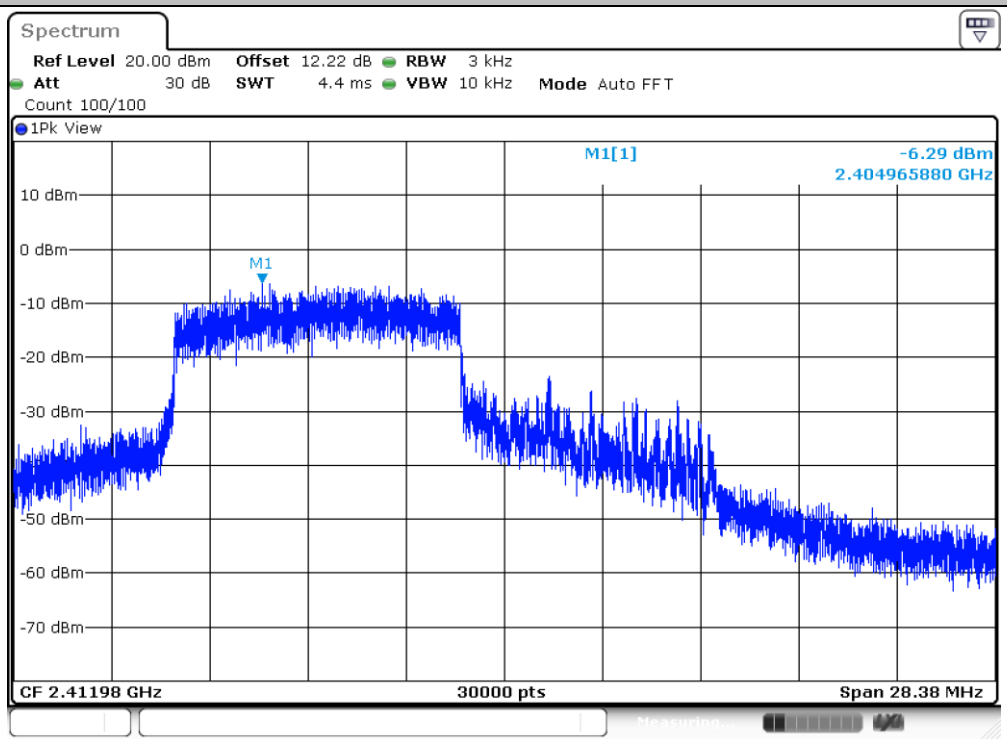

11AX20MIMO_Ant3_2462_26Tone_RU8

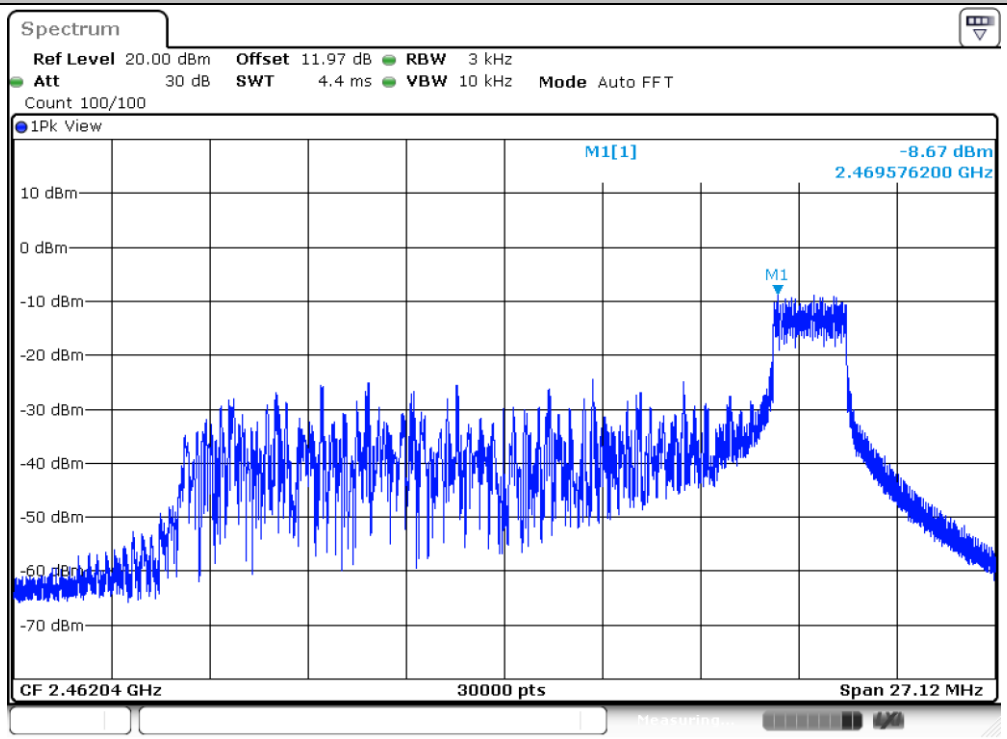

11AX20MIMO_Ant3_2462_52Tone_RU40

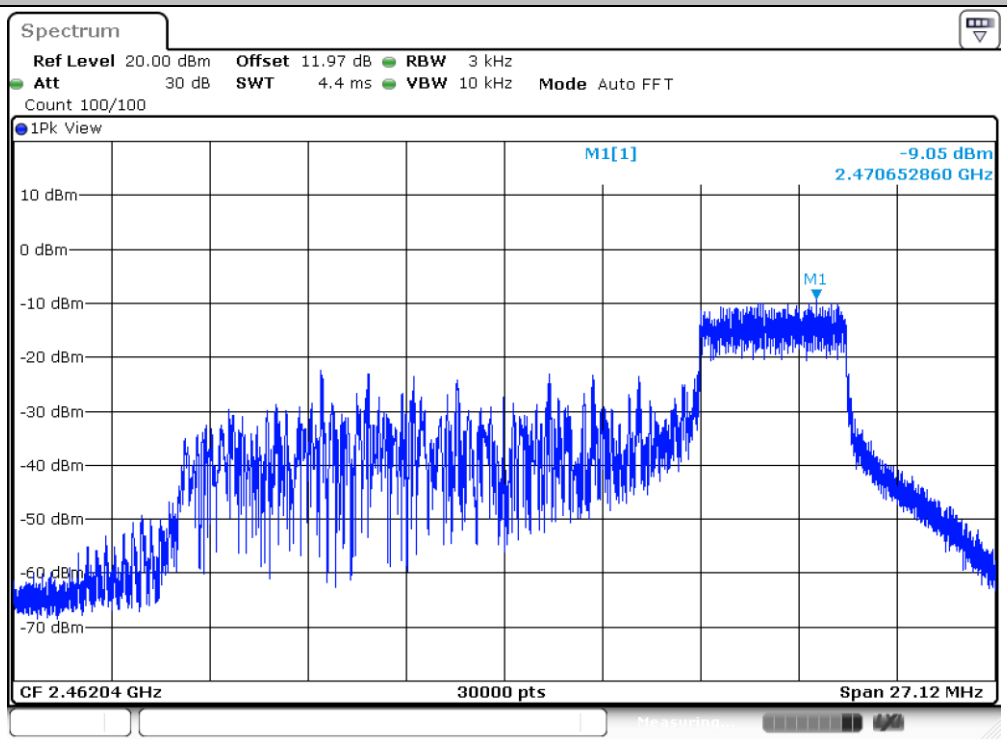

11AX20MIMO_Ant3_2462_106Tone_RU54

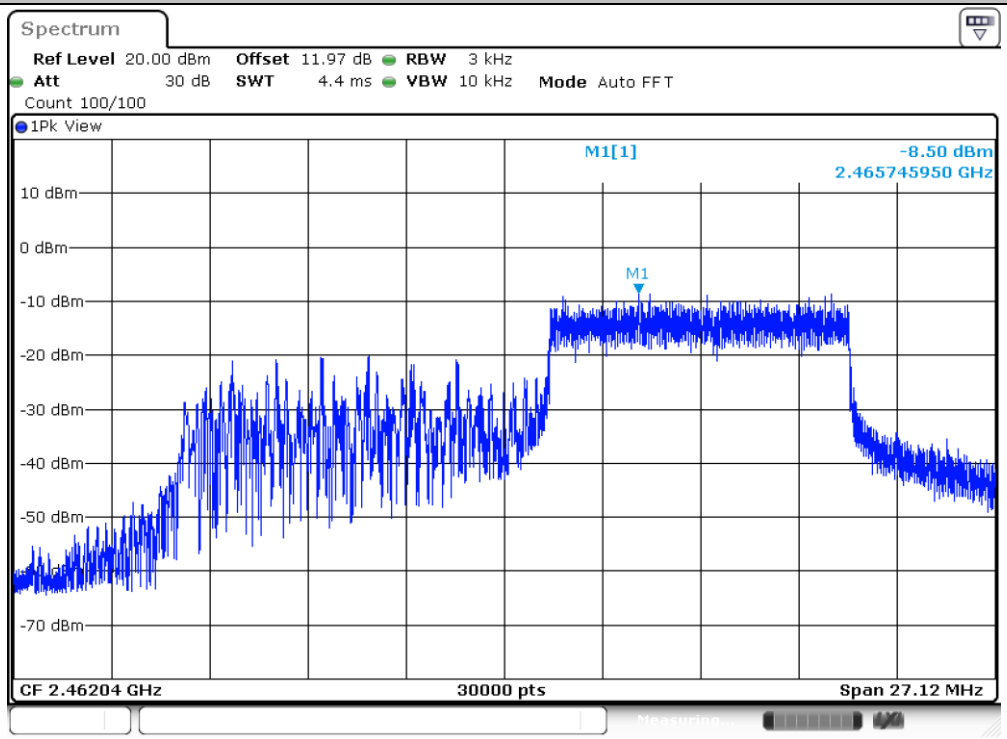

11AX20MIMO_Ant5_2462_26Tone_RU8

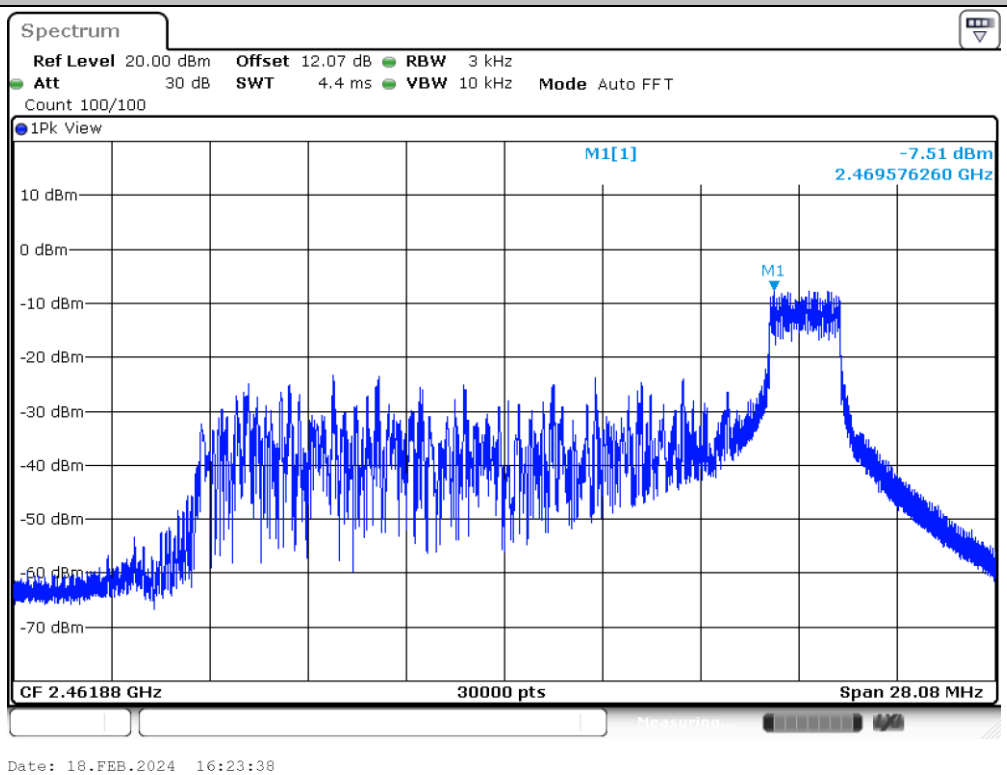

11AX20MIMO_Ant5_2462_52Tone_RU40

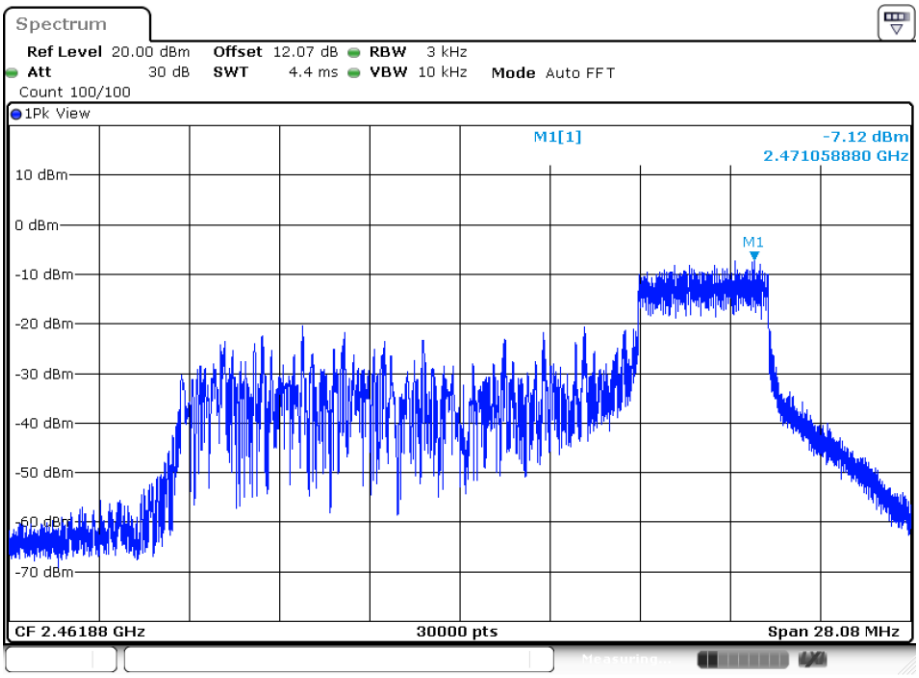

Date: 18.FEB.2024 16:29:58

11AX20MIMO_Ant5_2462_106Tone_RU54

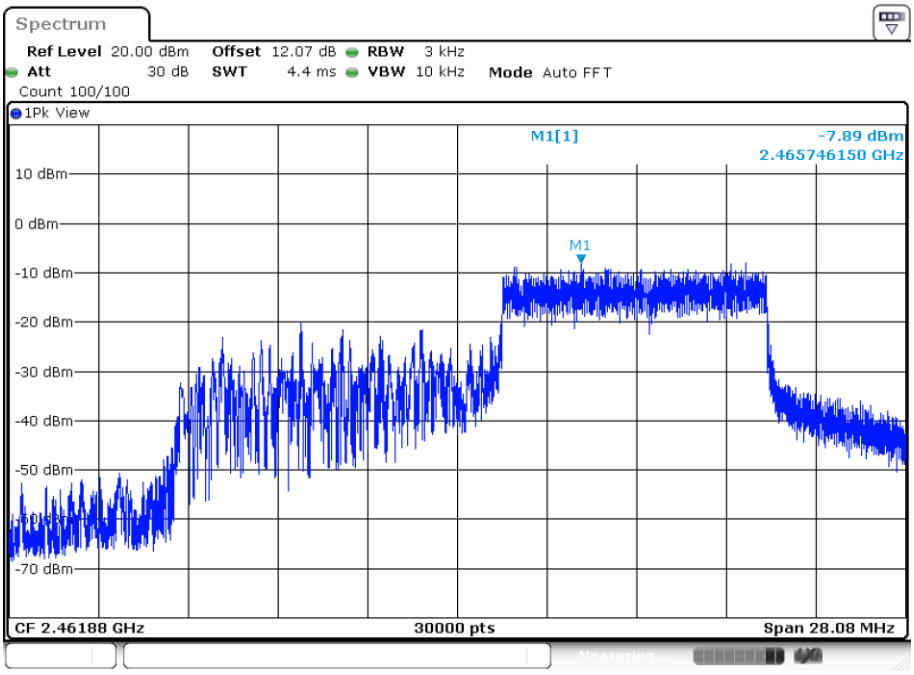

Date: 18.FEB.2024 16:31:34

Appendix B. AC Conducted Emission Test Results

Test Engineer :	FangMing Liang	**Temperature :**	22~24℃
		Relative Humidity :	44~50%
Test Voltage :	120Vac / 60Hz	**Phase :**	Line
Remark :	All emissions not reported here are more than 10 dB below the prescribed limit.		

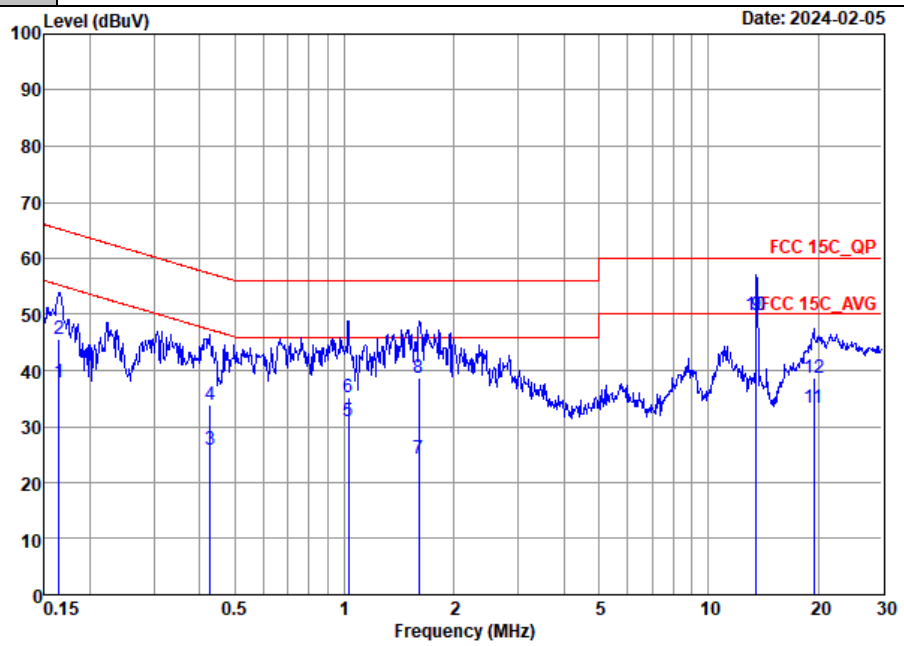

Site : CO01-SZ
Condition: FCC 15C_QP AC LISN 100063_L LINE

		Freq	Level	Over Limit	Limit Line	Read Level	LISN Factor	Cable Loss	Remark
		MHz	dBuV	dB	dBuV	dBuV	dB	dB	
1		0.16	37.82	-17.43	55.25	17.40	10.28	10.14	Average
2		0.16	45.52	-19.73	65.25	25.10	10.28	10.14	QP
3		0.43	25.95	-21.34	47.29	5.40	10.39	10.16	Average
4		0.43	33.95	-23.34	57.29	13.40	10.39	10.16	QP
5		1.03	31.00	-15.00	46.00	10.60	10.24	10.16	Average
6		1.03	35.30	-20.70	56.00	14.90	10.24	10.16	QP
7		1.60	24.38	-21.62	46.00	3.50	10.67	10.21	Average
8		1.60	38.68	-17.32	56.00	17.80	10.67	10.21	QP
9	*	13.55	49.79			29.10	10.23	10.46	Average
10		13.55	49.99			29.30	10.23	10.46	QP
11		19.43	33.37	-16.63	50.00	12.70	10.12	10.55	Average
12		19.43	38.57	-21.43	60.00	17.90	10.12	10.55	QP

Remark: 13.55MHz is the NFC RF fundamental signal.

Test Engineer :	FangMing Liang	**Temperature :**	22~24℃
		Relative Humidity :	44~50%
Test Voltage :	120Vac / 60Hz	**Phase :**	Neutral
Remark :	All emissions not reported here are more than 10 dB below the prescribed limit.		

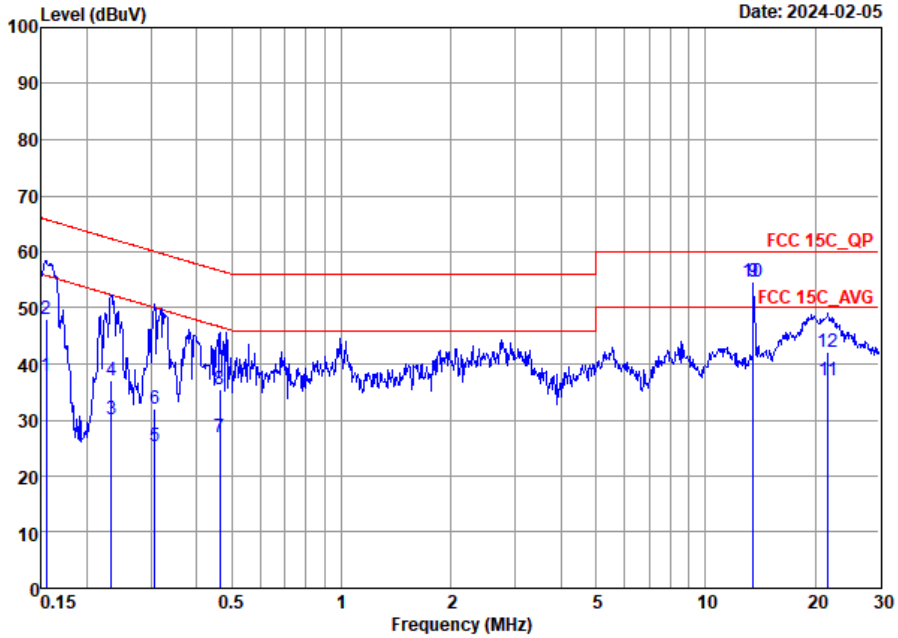

Site : CO01-SZ
Condition: FCC 15C_QP AC LISN 100063_N NEUTRAL

		Freq	Level	Over Limit	Limit Line	Read Level	LISN Factor	Cable Loss	Remark
		MHz	dBuV	dB	dBuV	dBuV	dB	dB	
1		0.15	37.76	-17.98	55.74	17.39	10.23	10.14	Average
2		0.15	48.06	-17.68	65.74	27.69	10.23	10.14	QP
3		0.23	30.24	-22.11	52.35	9.90	10.19	10.15	Average
4		0.23	37.14	-25.21	62.35	16.80	10.19	10.15	QP
5		0.31	25.21	-24.85	50.06	4.60	10.46	10.15	Average
6		0.31	32.01	-28.05	60.06	11.40	10.46	10.15	QP
7		0.46	26.92	-19.71	46.63	6.70	10.06	10.16	Average
8		0.46	35.42	-21.21	56.63	15.20	10.06	10.16	QP
9	*	13.55	54.69			34.00	10.23	10.46	Average
10		13.55	54.69			34.00	10.23	10.46	QP
11		21.71	36.95	-13.05	50.00	16.20	10.12	10.63	Average
12		21.71	42.15	-17.85	60.00	21.40	10.12	10.63	QP

Remark: 13.55MHz is the NFC RF fundamental signal.

Note:

1. Level(dBμV) = Read Level(dBμV) + LISN Factor(dB) + Cable Loss(dB)
2. Over Limit(dB) = Level(dBμV) – Limit Line(dBμV)

Appendix C. Radiated Spurious Emission Test Data

Test Engineer :	Shunping You	Relative Humidity :	50%
		Temperature :	23~24

Radiated Spurious Emission Test Modes

Mode	Band (MHz)	Antenna	Modulation	Channel	Frequency	Data Rate	RU	Remark
Mode 1	2400-2483.5	3+5	802.11b	01	2412	1Mbps	-	-
Mode 2	2400-2483.5	3+5	802.11b	06	2437	1Mbps	-	-
Mode 3	2400-2483.5	3+5	802.11b	11	2462	1Mbps	-	-
Mode 4	2400-2483.5	3+5	802.11g	01	2412	6Mbps	-	-
Mode 5	2400-2483.5	3+5	802.11g	06	2437	6Mbps	-	-
Mode 6	2400-2483.5	3+5	802.11g	11	2462	6Mbps	-	-
Mode 7	2400-2483.5	3+5	802.11n HT20	01	2412	MCS0	-	-
Mode 8	2400-2483.5	3+5	802.11n HT20	06	2437	MCS0	-	-
Mode 9	2400-2483.5	3+5	802.11n HT20	11	2462	MCS0	-	-
Mode 10	2400-2483.5	3+5	802.11n HT40	03	2422	MCS0	-	-
Mode 11	2400-2483.5	3+5	802.11n HT40	09	2452	MCS0	-	-
Mode 12	2400-2483.5	3+5	802.11ax HE20	01	2412	MCS0	Full RU	-
Mode 13	2400-2483.5	3+5	802.11ax HE20	06	2437	MCS0	Full RU	-
Mode 14	2400-2483.5	3+5	802.11ax HE20	11	2462	MCS0	Full RU	-
Mode 15	2400-2483.5	3+5	802.11ax HE40	03	2422	MCS0	Full RU	-
Mode 16	2400-2483.5	3+5	802.11ax HE40	09	2452	MCS0	Full RU	-
Mode 17	2400-2483.5	3+5	802.11ax HE20	01	2412	MCS0	Partial_RU 106/53	-
Mode 18	2400-2483.5	3+5	802.11ax HE20	11	2462	MCS0	Partial_RU 52/40	-
Mode 19	2400-2483.5	3+5	802.11ax HE20	01	2412	MCS0	Full RU	LF
Mode 20	Co-location	3+5	802.11ax HE20	01	2412	MCS0	Full RU	-
		6	LTE Band 41	Mid	-	-	-	-
Mode 21	2400-2483.5	3+5	802.11n HT40	06	2437	MCS0	-	-
Mode 22	2400-2483.5	3+5	802.11ax HE40	06	2437	MCS0	Full RU	-
Mode 23	2400-2483.5	3+5	802.11g	10	2457	6Mbps	-	-
Mode 24	2400-2483.5	3+5	802.11n HT20	10	2457	MCS0	-	-
Mode 25	2400-2483.5	3+5	802.11n HT40	04	2427	MCS0	-	-
Mode 26	2400-2483.5	3+5	802.11n HT40	07	2442	MCS0	-	-
Mode 27	2400-2483.5	3+5	802.11n HT40	08	2447	MCS0	-	-
Mode 28	2400-2483.5	3+5	802.11ax HE20	10	2457	MCS0	Full RU	-
Mode 29	2400-2483.5	3+5	802.11ax HE40	07	2442	MCS0	Full RU	-
Mode 30	2400-2483.5	3+5	802.11ax HE40	08	2447	MCS0	Full RU	-

Summary of each worse mode

Mode	Modulation	Ch.	Freq. (MHz)	Level (dBuV/m)	Limit (dBuV/m)	Margin (dB)	Pol.	Peak Avg.	Result	Remark
1	802.11b	01	2389.43	45.54	54.00	-8.46	H	AVERAGE	Pass	Band Edge
1	802.11b	01	4824.00	41.06	74.00	-32.94	V	Peak	Pass	Harmonic
2	802.11b	06	-	-	-	-	-	-	-	Band Edge
2	802.11b	06	7311.00	46.67	74.00	-27.33	H	Peak	Pass	Harmonic
3	802.11b	11	2483.51	50.55	54.00	-3.45	H	AVERAGE	Pass	Band Edge
	802.11b	11	7386.00	43.98	74.00	-30.02	V	Peak	Pass	Harmonic
4	802.11g	01	2389.95	50.69	54.00	-3.31	H	AVERAGE	Pass	Band Edge
	802.11g	01	4824.00	40.21	74.00	-33.79	H	Peak	Pass	Harmonic
5	802.11g	06	-	-	-	-	-	-	-	Band Edge
	802.11g	06	7311.00	44.02	74.00	-29.98	H	Peak	Pass	Harmonic
6	802.11g	11	2484.46	50.58	54.00	-3.42	H	AVERAGE	Pass	Band Edge
	802.11g	11	7386.00	44.40	74.00	-29.60	V	Peak	Pass	Harmonic
7	802.11n HT20	01	2389.95	50.63	54.00	-3.37	H	AVERAGE	Pass	Band Edge
	802.11n HT20	01	4824.00	39.78	74.00	-34.22	H	Peak	Pass	Harmonic
8	802.11n HT20	06	-	-	-	-	-	-	-	Band Edge
8	802.11n HT20	06	7311.00	43.48	74.00	-30.52	H	Peak	Pass	Harmonic
9	802.11n HT20	11	2483.51	50.24	54.00	-3.76	H	AVERAGE	Pass	Band Edge
9	802.11n HT20	11	7386.00	43.00	74.00	-31.00	H	Peak	Pass	Harmonic
10	802.11n HT40	03	2389.97	49.95	54.00	-4.05	H	AVERAGE	Pass	Band Edge
10	802.11n HT40	03	-	-	-	-	-	-	-	Harmonic
11	802.11n HT40	09	2486.99	50.90	54.00	-3.10	H	AVERAGE	Pass	Band Edge
11	802.11n HT40	09	-	-	-	-	-	-	-	Harmonic
12	802.11ax HE20	01	2389.95	50.96	54.00	-3.04	H	AVERAGE	Pass	Band Edge
12	802.11ax HE20	01	4824.00	40.76	74.00	-33.24	H	Peak	Pass	Harmonic
13	802.11ax HE20	06	-	-	-	-	-	-	-	Band Edge
13	802.11ax HE20	06	7311.00	43.25	74.00	-30.75	V	Peak	Pass	Harmonic
14	802.11ax HE20	11	2485.33	50.25	54.00	-3.75	H	AVERAGE	Pass	Band Edge
14	802.11ax HE20	11	7386.00	44.42	74.00	-29.58	H	Peak	Pass	Harmonic
15	802.11ax HE40	03	2389.97	50.77	54.00	-3.23	H	AVERAGE	Pass	Band Edge
15	802.11ax HE40	03	-	-	-	-	-	-	-	Harmonic
16	802.11ax HE40	09	2486.85	50.89	54.00	-3.11	H	AVERAGE	Pass	Band Edge
16	802.11ax HE40	09	-	-	-	-	-	-	-	Harmonic
17	802.11ax HE20	01	2389.95	41.38	54.00	-12.62	H	AVERAGE	Pass	Band Edge
17	802.11ax HE20	01	-	-	-	-	-	-	-	Harmonic
18	802.11ax HE20	11	2484.76	43.45	54.00	-10.55	H	AVERAGE	Pass	Band Edge
18	802.11ax HE20	11	-	-	-	-	-	-	-	Harmonic

Mode	Modulation	Ch.	Freq. (MHz)	Level (dBuV/m)	Limit (dBuV/m)	Margin (dB)	Pol.	Peak Avg.	Result	Remark
19	802.11ax HE20	01	959.26	30.67	46	-15.33	V	Peak	Pass	LF
20	Co-location	01	2390.00	49.48	54.00	-4.52	H	Average	Pass	Band Edge
		01	4824.00	41.59	74.00	-32.41	H	Peak	Pass	Harmonic
21	802.11n HT40	06	2483.56	50.83	54.00	-3.17	H	AVERAGE	Pass	Band Edge
	802.11n HT40	06	-	-	-	-	-	-	-	Harmonic
22	802.11ax HE40	06	2483.68	50.91	54.00	-3.09	H	AVERAGE	Pass	Band Edge
	802.11ax HE40	06	-	-	-	-	-	-	-	Harmonic
23	802.11g	10	2484.56	50.32	54.00	-3.68	H	AVERAGE	Pass	Band Edge
23	802.11g	10	-	-	-	-	-	-	-	Harmonic
24	802.11n HT20	10	2483.62	50.38	54.00	-3.62	H	AVERAGE	Pass	Band Edge
24	802.11n HT20	10	-	-	-	-	-	-	-	Harmonic
25	802.11n HT40	04	2389.97	49.40	54.00	-4.60	H	AVERAGE	Pass	Band Edge
25	802.11n HT40	04	-	-	-	-	-	-	-	Harmonic
26	802.11n HT40	07	2483.53	49.83	54.00	-4.17	H	AVERAGE	Pass	Band Edge
26	802.11n HT40	07	-	-	-	-	-	-	-	Harmonic
27	802.11n HT40	08	2483.52	50.84	54.00	-3.16	H	AVERAGE	Pass	Band Edge
27	802.11n HT40	08	-	-	-	-	-	-	-	Harmonic
28	802.11ax HE20	10	2483.57	49.98	54.00	-4.02	H	AVERAGE	Pass	Band Edge
28	802.11ax HE20	10	-	-	-	-	-	-	-	Harmonic
29	802.11ax HE40	07	2483.53	49.56	54.00	-4.44	H	AVERAGE	Pass	Band Edge
29	802.11ax HE40	07	-	-	-	-	-	-	-	Harmonic
30	802.11ax HE40	08	2484.42	50.57	54.00	-3.43	H	AVERAGE	Pass	Band Edge
30	802.11ax HE40	08	-	-	-	-	-	-	-	Harmonic

Mode	1	
	Band Edge	
	2400-2483.5_802.11b_CH01_2412MHz	
ANT	3+5	
Pol.	Horizontal	Fundamental
Peak	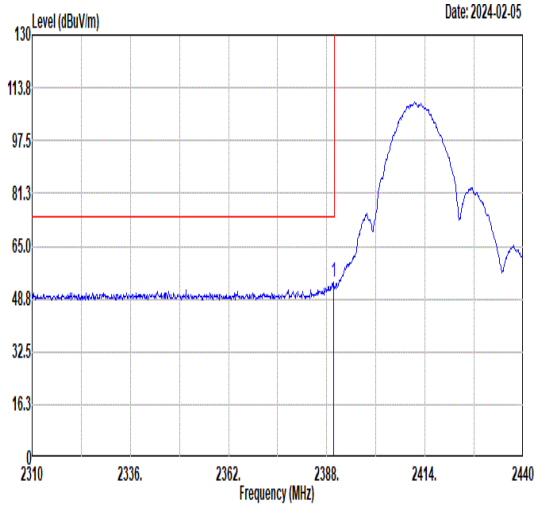 Freq Level Limit Line Margin Read Level Ant Factor Cable Loss Preamp Factor APos TPos Remark MHz dBuV/m dBuV/m dB dBuV dB/m dB dB cm deg 1 2389.82 53.83 74.00 -20.17 50.34 32.36 4.80 33.67 100 293 PEAK	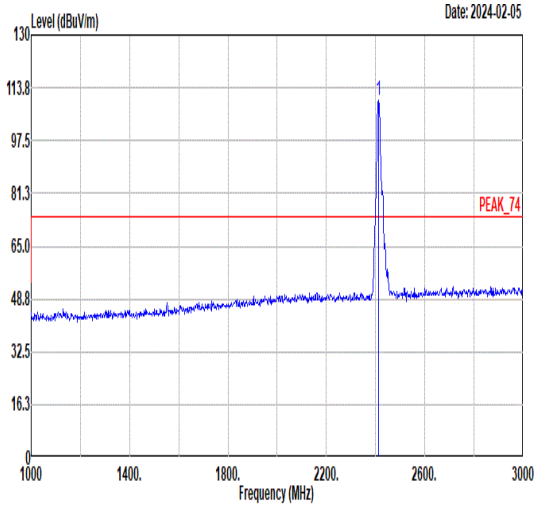 Freq Level Limit Line Margin Read Level Ant Factor Cable Loss Preamp Factor APos TPos Remark MHz dBuV/m dBuV/m dB dBuV dB/m dB dB cm deg 1 2412.00 109.86 ------ ------ 106.32 32.37 4.82 33.65 100 293 PEAK
Avg	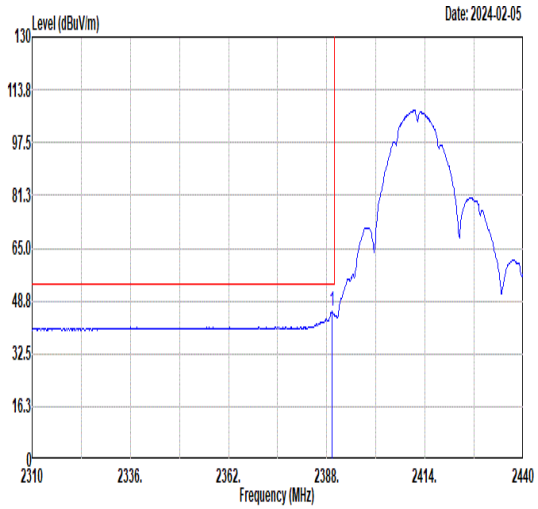 Freq Level Limit Line Margin Read Level Ant Factor Cable Loss Preamp Factor APos TPos Remark MHz dBuV/m dBuV/m dB dBuV dB/m dB dB cm deg 1 2389.43 45.54 54.00 -8.46 42.05 32.36 4.80 33.67 100 293 AVERAGE	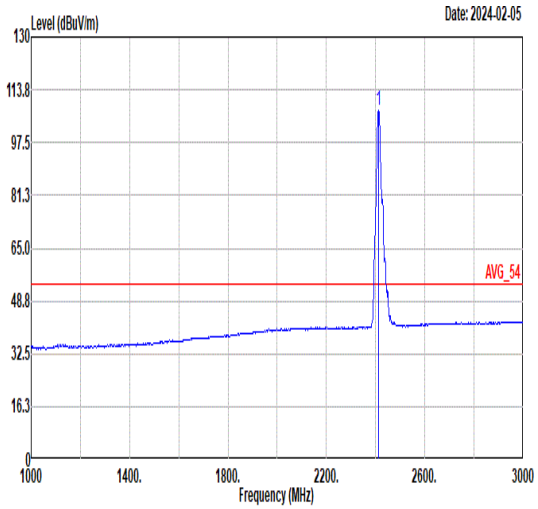 Freq Level Limit Line Margin Read Level Ant Factor Cable Loss Preamp Factor APos TPos Remark MHz dBuV/m dBuV/m dB dBuV dB/m dB dB cm deg 1 2412.00 107.36 ------ ------ 103.82 32.37 4.82 33.65 100 293 AVERAGE

Mode	1	
	Band Edge	
	2400-2483.5_802.11b_CH01_2412MHz	
ANT	3+5	
Pol.	Vertical	Fundamental
Peak	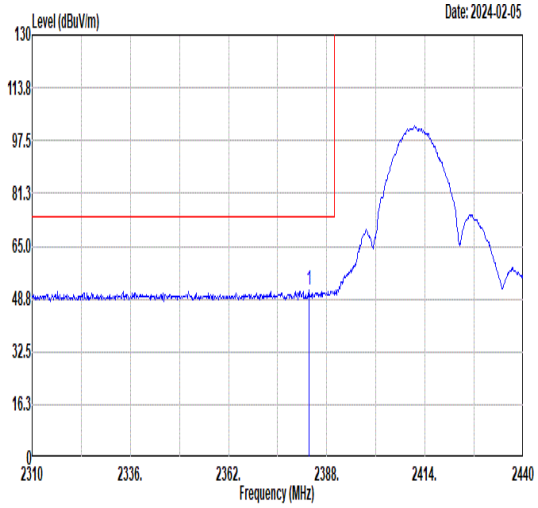 Freq Level Limit Line Margin Read Level Ant Factor Cable Loss Preamp Factor APos TPos Remark MHz dBuV/m dBuV/m dB dBuV dB/m dB dB cm deg 1 2383.32 51.67 74.00 -22.33 48.20 32.35 4.79 33.67 364 245 PEAK	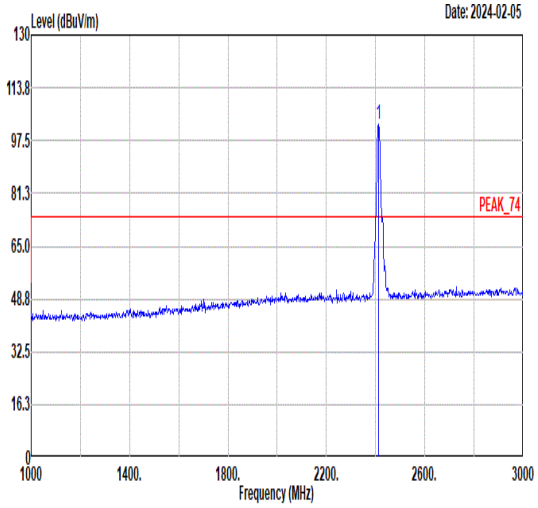 Freq Level Limit Line Margin Read Level Ant Factor Cable Loss Preamp Factor APos TPos Remark MHz dBuV/m dBuV/m dB dBuV dB/m dB dB cm deg 1 2412.00 102.47 ------ ------ 98.93 32.37 4.82 33.65 364 245 PEAK
Avg	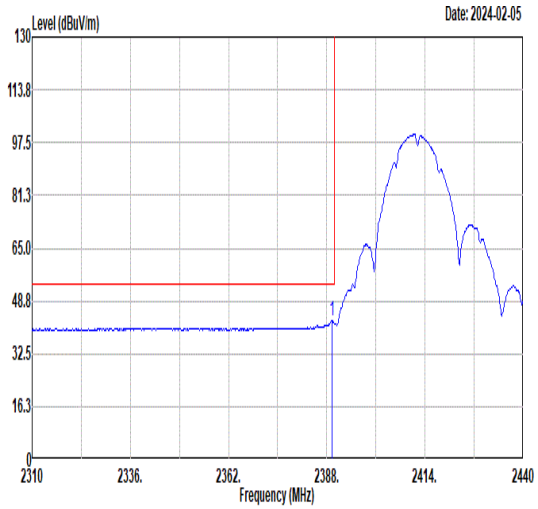 Freq Level Limit Line Margin Read Level Ant Factor Cable Loss Preamp Factor APos TPos Remark MHz dBuV/m dBuV/m dB dBuV dB/m dB dB cm deg 1 2389.30 42.69 54.00 -11.31 39.21 32.36 4.79 33.67 364 245 AVERAGE	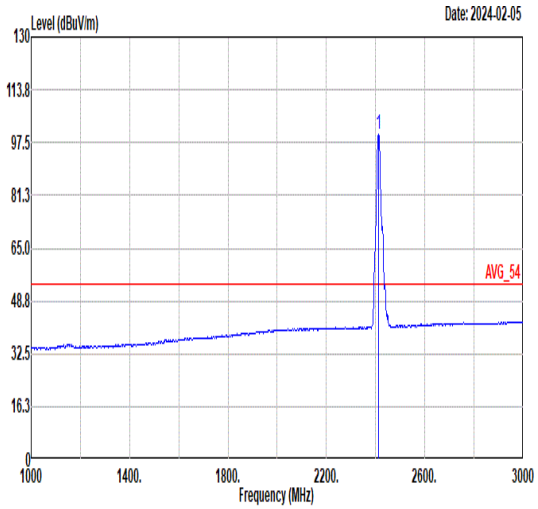 Freq Level Limit Line Margin Read Level Ant Factor Cable Loss Preamp Factor APos TPos Remark MHz dBuV/m dBuV/m dB dBuV dB/m dB dB cm deg 1 2412.00 99.98 ------ ------ 96.44 32.37 4.82 33.65 364 245 AVERAGE

Mode	1	
	Harmonic	
	2400-2483.5_802.11b_CH01_2412MHz	
ANT	3+5	
Pol.	Horizontal	Vertical
Peak Avg	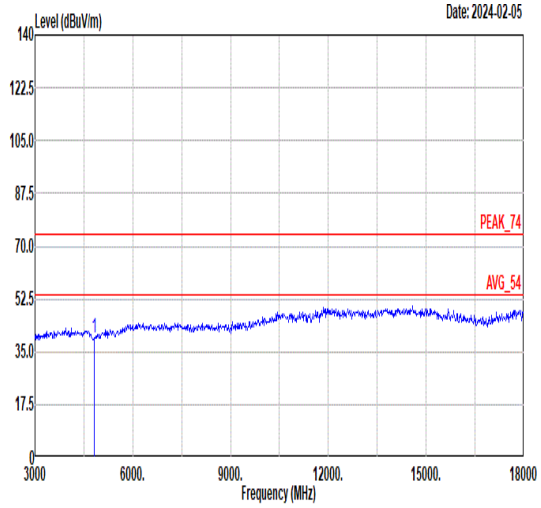 Freq Level Limit Line Margin Read Level Ant Factor Cable Loss Preamp Factor APos TPos Remark MHz dBuV/m dBuV/m dB dBuV dB/m dB dB cm deg 1 4824.00 39.86 74.00 -34.14 55.19 34.40 7.75 57.48 -- -- Peak	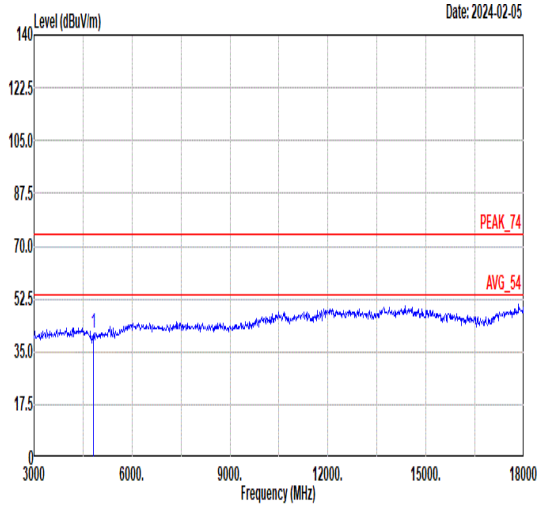 Freq Level Limit Line Margin Read Level Ant Factor Cable Loss Preamp Factor APos TPos Remark MHz dBuV/m dBuV/m dB dBuV dB/m dB dB cm deg 1 4824.00 41.06 74.00 -32.94 56.39 34.40 7.75 57.48 -- -- Peak

Mode	2	
	Harmonic	
	2400-2483.5_802.11b_CH06_2437MHz	
ANT	3+5	
Pol.	Horizontal	Vertical
Peak Avg	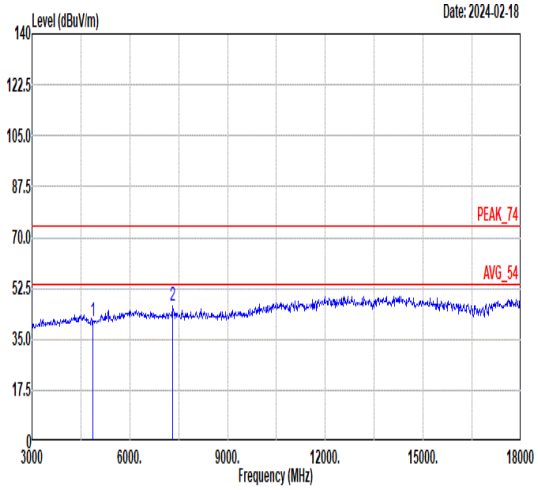 Freq Level Limit Line Margin Read Level Ant Factor Cable Loss Preamp Factor APos TPos Remark MHz dBuV/m dBuV/m dB dBuV dB/m dB dB cm deg 1 4874.00 41.14 74.00 -32.86 56.52 34.37 7.77 57.52 -- -- Peak 2 7311.00 46.67 74.00 -27.33 60.61 36.05 8.93 58.92 -- -- Peak	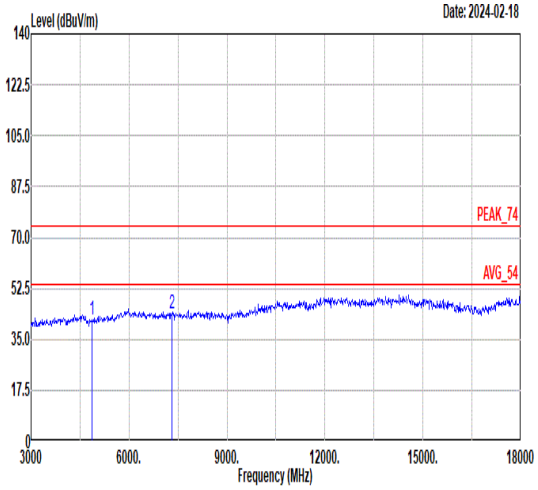 Freq Level Limit Line Margin Read Level Ant Factor Cable Loss Preamp Factor APos TPos Remark MHz dBuV/m dBuV/m dB dBuV dB/m dB dB cm deg 1 4874.00 41.65 74.00 -32.35 57.03 34.37 7.77 57.52 -- -- Peak 2 7311.00 44.08 74.00 -29.92 58.02 36.05 8.93 58.92 -- -- Peak

Mode	3	
	Band Edge	
	2400-2483.5_802.11b_CH11_2462MHz	
ANT	3+5	
Pol.	Horizontal	Fundamental
Peak	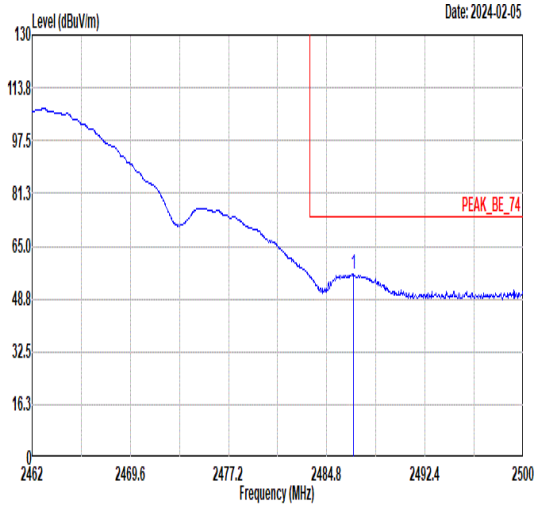 Freq Level Limit Line Margin Read Level Ant Factor Cable Loss Preamp Factor APos TPos Remark MHz dBuV/m dBuV/m dB dBuV dB/m dB dB cm deg 1 2486.89 56.49 74.00 -17.51 52.78 32.40 4.92 33.61 120 290 PEAK	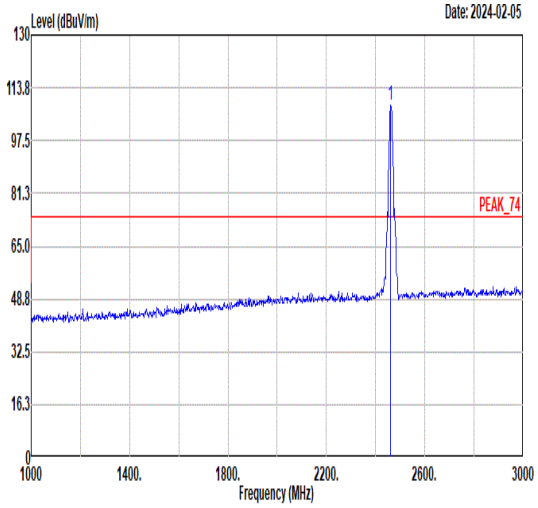 Freq Level Limit Line Margin Read Level Ant Factor Cable Loss Preamp Factor APos TPos Remark MHz dBuV/m dBuV/m dB dBuV dB/m dB dB cm deg 1 2462.00 108.38 ------ ------ 104.72 32.39 4.89 33.62 120 290 PEAK
Avg	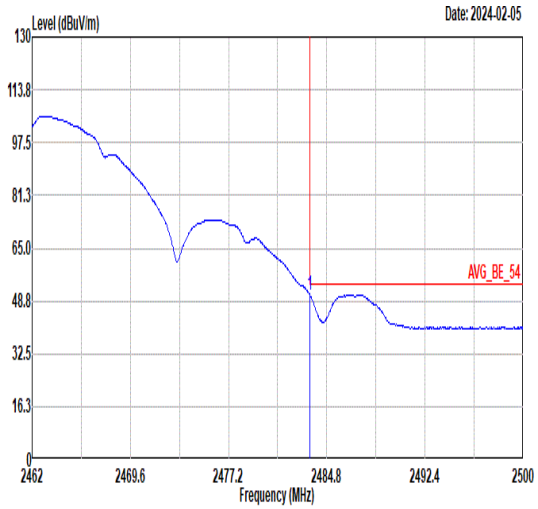 Freq Level Limit Line Margin Read Level Ant Factor Cable Loss Preamp Factor APos TPos Remark MHz dBuV/m dBuV/m dB dBuV dB/m dB dB cm deg 1 2483.51 50.55 54.00 -3.45 46.85 32.39 4.92 33.61 120 290 AVERAGE	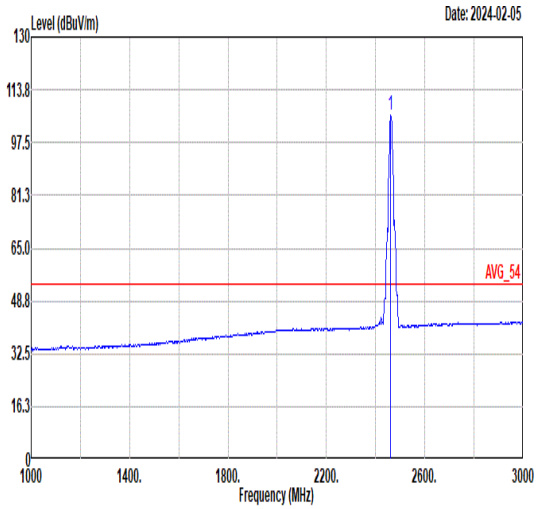 Freq Level Limit Line Margin Read Level Ant Factor Cable Loss Preamp Factor APos TPos Remark MHz dBuV/m dBuV/m dB dBuV dB/m dB dB cm deg 1 2462.00 105.86 ------ ------ 102.20 32.39 4.89 33.62 120 290 AVERAGE

Mode	3	
	Band Edge	
	2400-2483.5_802.11b_CH11_2462MHz	
ANT	3+5	
Pol.	Vertical	Fundamental
Peak	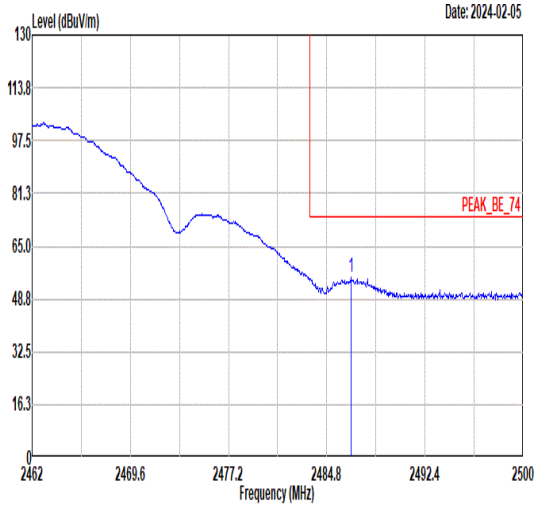 Freq Level Limit Line Margin Read Level Ant Factor Cable Loss Preamp Factor APos TPos Remark MHz dBuV/m dBuV/m dB dBuV dB/m dB dB cm deg 1 2486.66 55.40 74.00 -18.60 51.69 32.40 4.92 33.61 385 227 PEAK	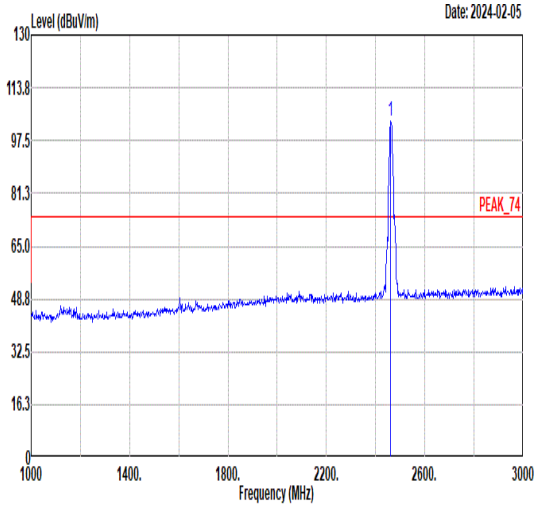 Freq Level Limit Line Margin Read Level Ant Factor Cable Loss Preamp Factor APos TPos Remark MHz dBuV/m dBuV/m dB dBuV dB/m dB dB cm deg 1 2462.00 103.50 ------ ------ 99.84 32.39 4.89 33.62 385 227 PEAK
Avg	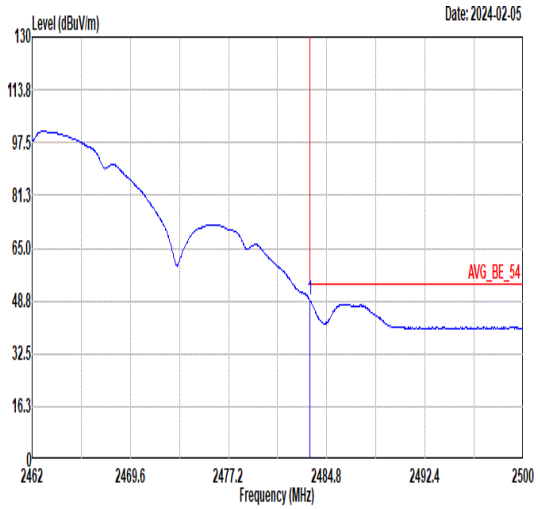 Freq Level Limit Line Margin Read Level Ant Factor Cable Loss Preamp Factor APos TPos Remark MHz dBuV/m dBuV/m dB dBuV dB/m dB dB cm deg 1 2483.51 49.02 54.00 -4.98 45.32 32.39 4.92 33.61 385 227 AVERAGE	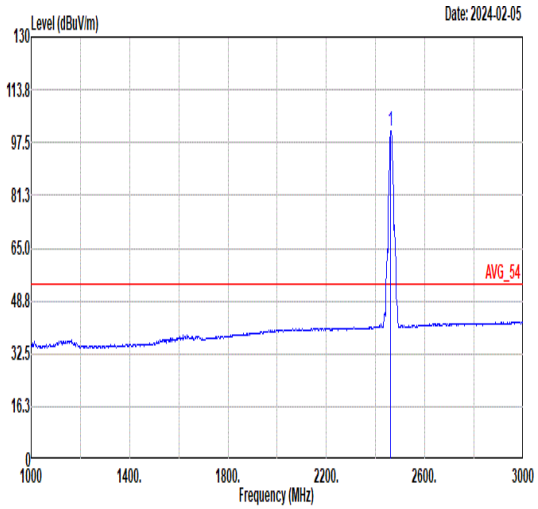 Freq Level Limit Line Margin Read Level Ant Factor Cable Loss Preamp Factor APos TPos Remark MHz dBuV/m dBuV/m dB dBuV dB/m dB dB cm deg 1 2462.00 101.00 ------ ------ 97.34 32.39 4.89 33.62 385 227 AVERAGE

Mode	3	
	Harmonic	
	2400-2483.5_802.11b_CH11_2462MHz	
ANT	3+5	
Pol.	Horizontal	Vertical
Peak Avg	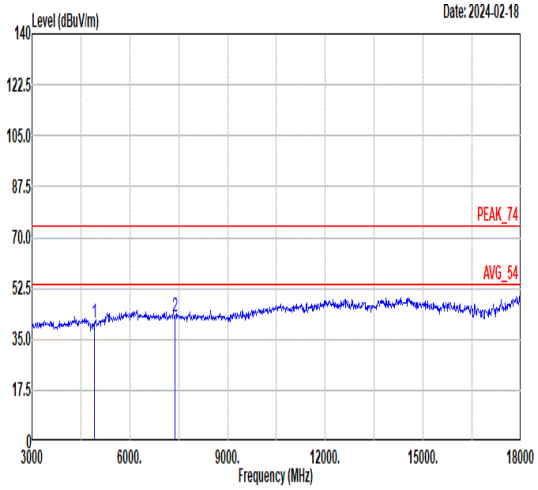 Freq Level Limit Line Margin Read Level Ant Factor Cable Loss Preamp Factor APos TPos Remark MHz dBuV/m dBuV/m dB dBuV dB/m dB dB cm deg 1 4924.00 40.49 74.00 -33.51 55.91 34.34 7.79 57.55 -- -- Peak 2 7386.00 42.61 74.00 -31.39 56.40 35.99 9.17 58.95 -- -- Peak	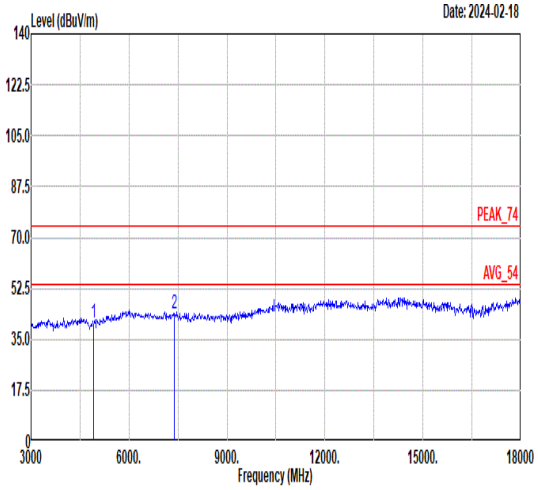 Freq Level Limit Line Margin Read Level Ant Factor Cable Loss Preamp Factor APos TPos Remark MHz dBuV/m dBuV/m dB dBuV dB/m dB dB cm deg 1 4924.00 40.70 74.00 -33.30 56.12 34.34 7.79 57.55 -- -- Peak 2 7386.00 43.98 74.00 -30.02 57.77 35.99 9.17 58.95 -- -- Peak

Mode	4	
	Band Edge	
	2400-2483.5_802.11g_CH01_2412MHz	
ANT	3+5	
Pol.	Horizontal	Fundamental
Peak	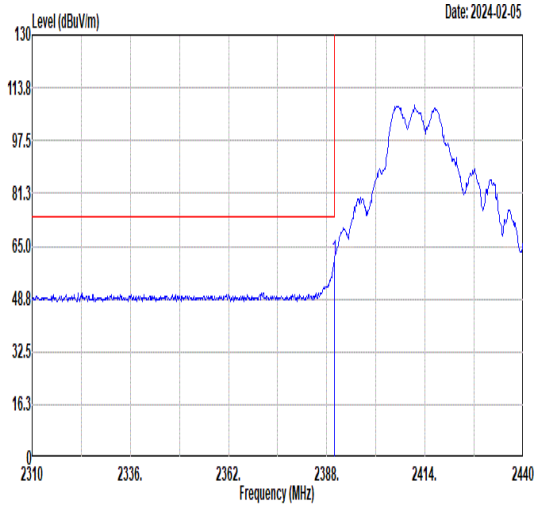 Freq Level Limit Line Margin Read Level Ant Factor Cable Loss Preamp Factor APos TPos Remark MHz dBuV/m dBuV/m dB dBuV dB/m dB dB cm deg 1 2389.95 60.68 74.00 -13.32 57.19 32.36 4.80 33.67 100 296 PEAK	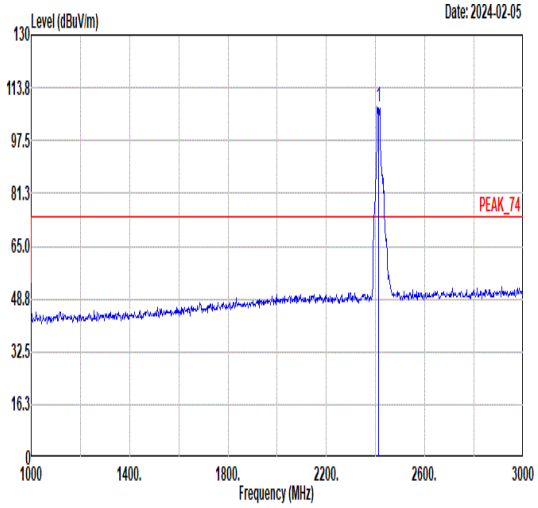 Freq Level Limit Line Margin Read Level Ant Factor Cable Loss Preamp Factor APos TPos Remark MHz dBuV/m dBuV/m dB dBuV dB/m dB dB cm deg 1 2412.00 107.95 ------ ------ 104.44 32.36 4.81 33.66 100 296 PEAK
Avg	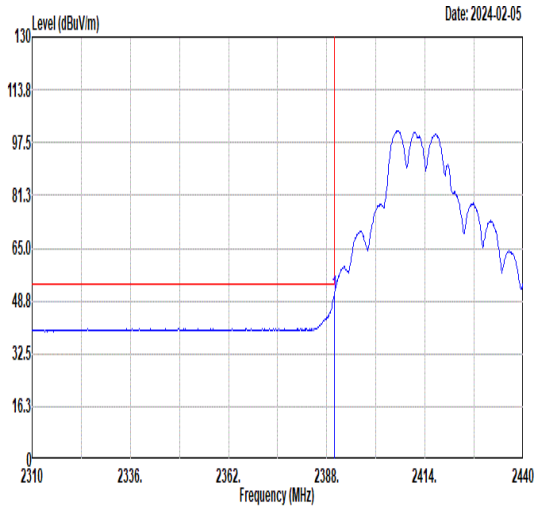 Freq Level Limit Line Margin Read Level Ant Factor Cable Loss Preamp Factor APos TPos Remark MHz dBuV/m dBuV/m dB dBuV dB/m dB dB cm deg 1 2389.95 50.69 54.00 -3.31 47.20 32.36 4.80 33.67 100 296 AVERAGE	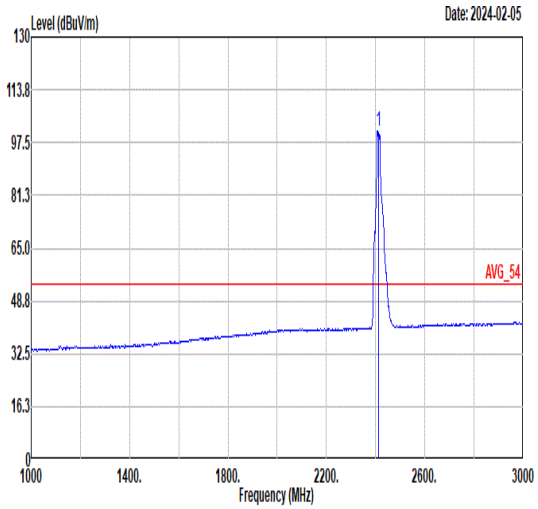 Freq Level Limit Line Margin Read Level Ant Factor Cable Loss Preamp Factor APos TPos Remark MHz dBuV/m dBuV/m dB dBuV dB/m dB dB cm deg 1 2412.00 101.09 ------ ------ 97.58 32.36 4.81 33.66 100 296 AVERAGE

Mode	4	
	Band Edge	
	2400-2483.5_802.11g_CH01_2412MHz	
ANT	3+5	
Pol.	Vertical	Fundamental
Peak	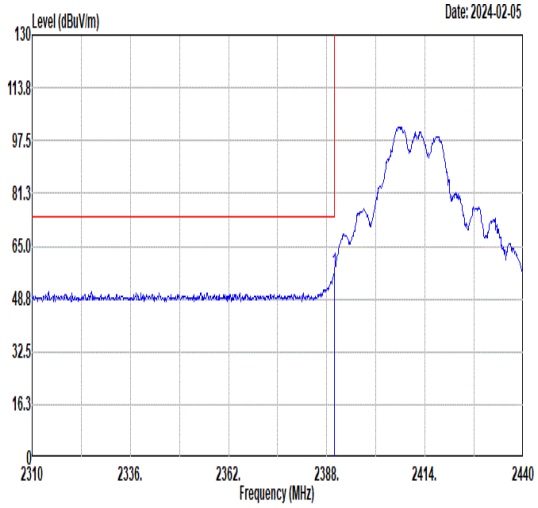 Freq Level Limit Line Margin Read Level Ant Factor Cable Loss Preamp Factor APos TPos Remark MHz dBuV/m dBuV/m dB dBuV dB/m dB dB cm deg 1 2389.95 56.87 74.00 -17.13 53.38 32.36 4.80 33.67 375 251 PEAK	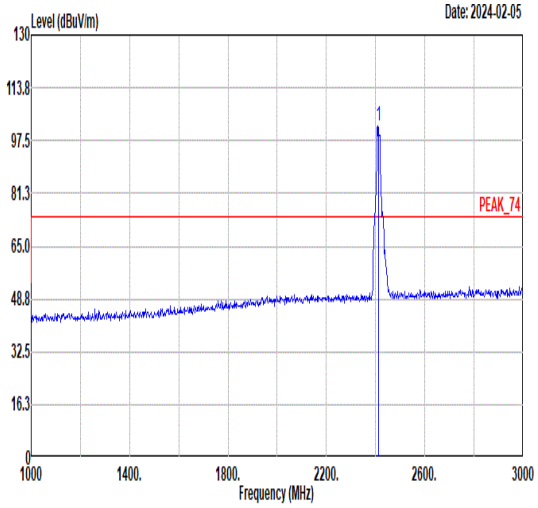 Freq Level Limit Line Margin Read Level Ant Factor Cable Loss Preamp Factor APos TPos Remark MHz dBuV/m dBuV/m dB dBuV dB/m dB dB cm deg 1 2412.00 101.88 ------ ------ 98.36 32.36 4.82 33.66 375 251 PEAK
Avg	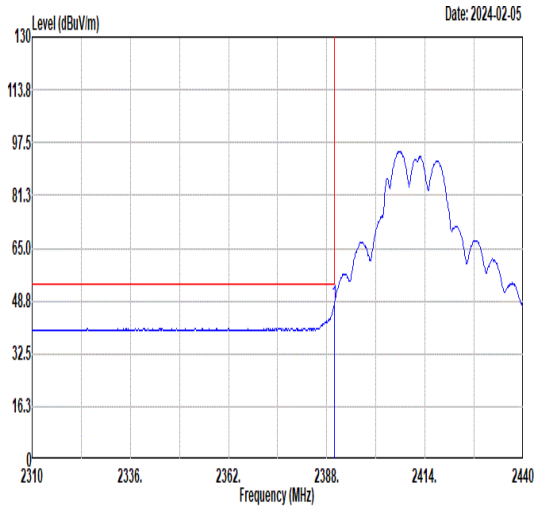 Freq Level Limit Line Margin Read Level Ant Factor Cable Loss Preamp Factor APos TPos Remark MHz dBuV/m dBuV/m dB dBuV dB/m dB dB cm deg 1 2389.95 47.66 54.00 -6.34 44.17 32.36 4.80 33.67 375 251 AVERAGE	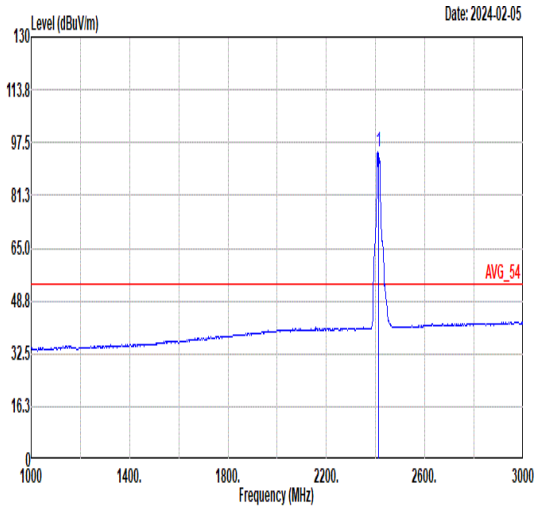 Freq Level Limit Line Margin Read Level Ant Factor Cable Loss Preamp Factor APos TPos Remark MHz dBuV/m dBuV/m dB dBuV dB/m dB dB cm deg 1 2412.00 94.78 ------ ------ 91.26 32.36 4.82 33.66 375 251 AVERAGE

Mode	4	
	Harmonic	
	2400-2483.5_802.11g_CH01_2412MHz	
ANT	3+5	
Pol.	Horizontal	Vertical
Peak Avg	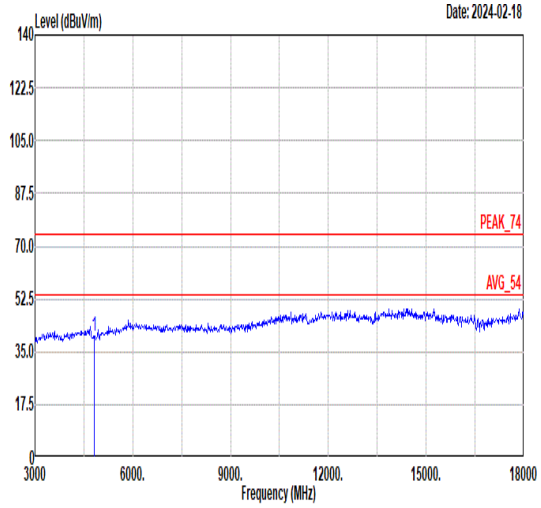 Freq Level Limit Line Margin Read Level Ant Factor Cable Loss Preamp Factor APos TPos Remark MHz dBuV/m dBuV/m dB dBuV dB/m dB dB cm deg 1 4824.00 40.21 74.00 -33.79 55.54 34.40 7.75 57.48 -- -- Peak	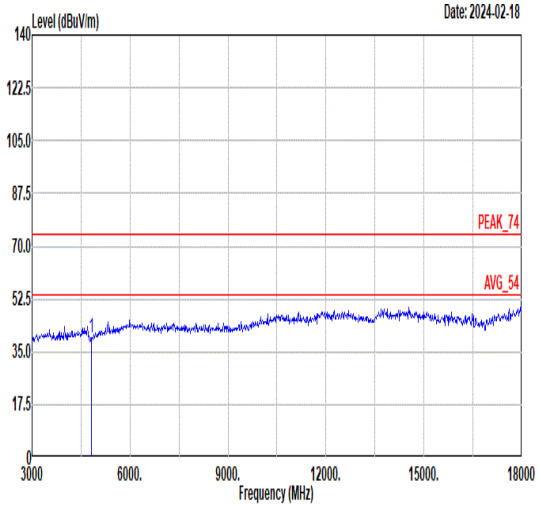 Freq Level Limit Line Margin Read Level Ant Factor Cable Loss Preamp Factor APos TPos Remark MHz dBuV/m dBuV/m dB dBuV dB/m dB dB cm deg 1 4824.00 39.61 74.00 -34.39 54.94 34.40 7.75 57.48 -- -- Peak

Mode	5	
	Harmonic	
	2400-2483.5_802.11g_CH06_2437MHz	
ANT	3+5	
Pol.	Horizontal	Vertical
Peak Avg	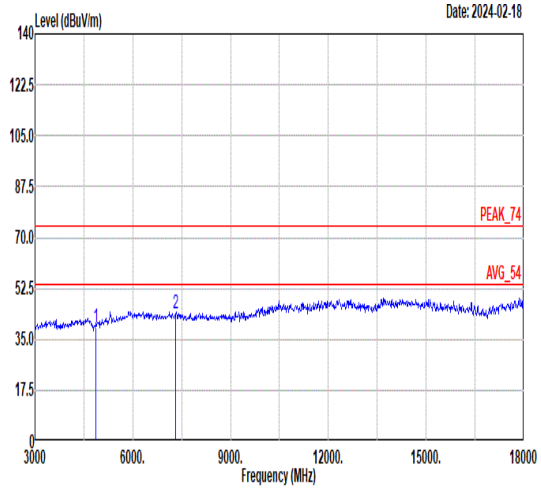 Freq Level Limit Line Margin Read Level Ant Factor Cable Loss Preamp Factor APos TPos Remark MHz dBuV/m dBuV/m dB dBuV dB/m dB dB cm deg 1 4874.00 39.04 74.00 -34.96 54.42 34.37 7.77 57.52 -- -- Peak 2 7311.00 44.02 74.00 -29.98 57.96 36.05 8.93 58.92 -- -- Peak	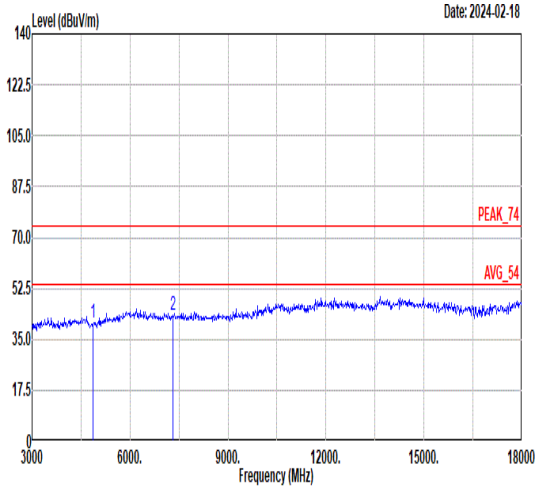 Freq Level Limit Line Margin Read Level Ant Factor Cable Loss Preamp Factor APos TPos Remark MHz dBuV/m dBuV/m dB dBuV dB/m dB dB cm deg 1 4874.00 40.48 74.00 -33.52 55.86 34.37 7.77 57.52 -- -- Peak 2 7311.00 43.09 74.00 -30.91 57.03 36.05 8.93 58.92 -- -- Peak

Mode	6	
	Band Edge	
	2400-2483.5_802.11g_CH11_2462MHz	
ANT	3+5	
Pol.	Horizontal	Fundamental
Peak	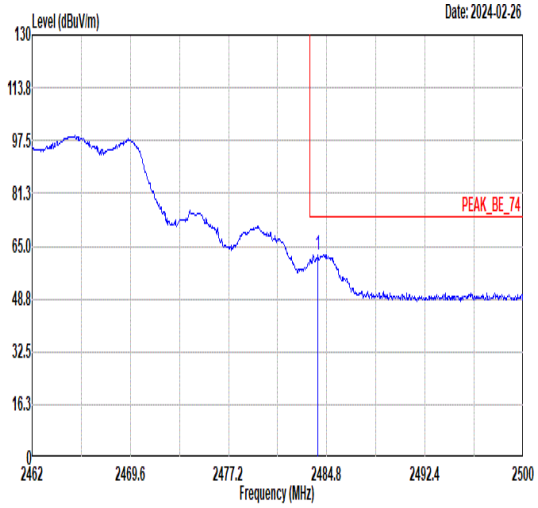 Freq Level Limit Line Margin Read Level Ant Factor Cable Loss Preamp Factor APos TPos Remark MHz dBuV/m dBuV/m dB dBuV dB/m dB dB cm deg 1 2484.12 62.49 74.00 -11.51 58.78 32.40 4.92 33.61 102 122 PEAK	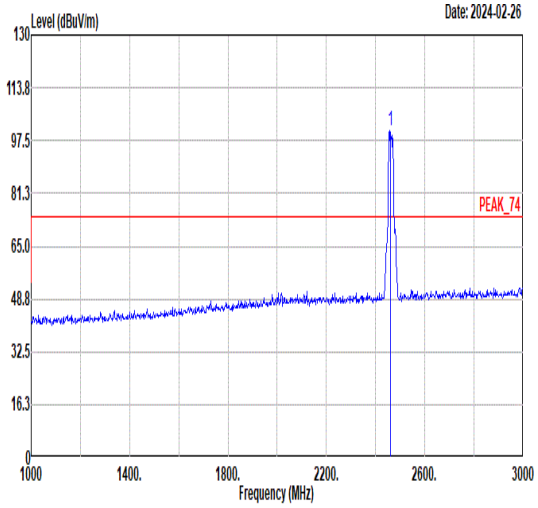 Freq Level Limit Line Margin Read Level Ant Factor Cable Loss Preamp Factor APos TPos Remark MHz dBuV/m dBuV/m dB dBuV dB/m dB dB cm deg 1 2462.00 100.57 ------ ------ 96.94 32.38 4.88 33.63 102 122 PEAK
Avg	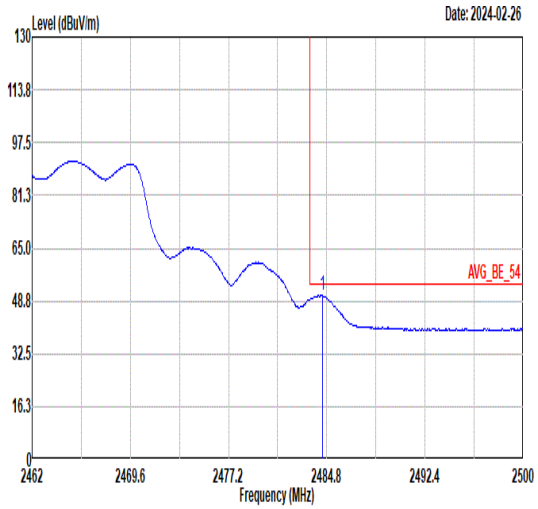 Freq Level Limit Line Margin Read Level Ant Factor Cable Loss Preamp Factor APos TPos Remark MHz dBuV/m dBuV/m dB dBuV dB/m dB dB cm deg 1 2484.46 50.58 54.00 -3.42 46.87 32.40 4.92 33.61 102 122 AVERAGE	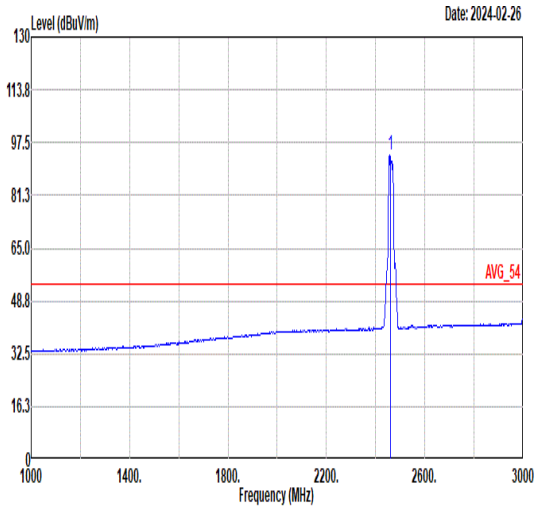 Freq Level Limit Line Margin Read Level Ant Factor Cable Loss Preamp Factor APos TPos Remark MHz dBuV/m dBuV/m dB dBuV dB/m dB dB cm deg 1 2462.00 93.84 ------ ------ 90.21 32.38 4.88 33.63 102 122 AVERAGE

Mode	6	
	Band Edge	
	2400-2483.5_802.11g_CH11_2462MHz	
ANT	3+5	
Pol.	Vertical	Fundamental
Peak	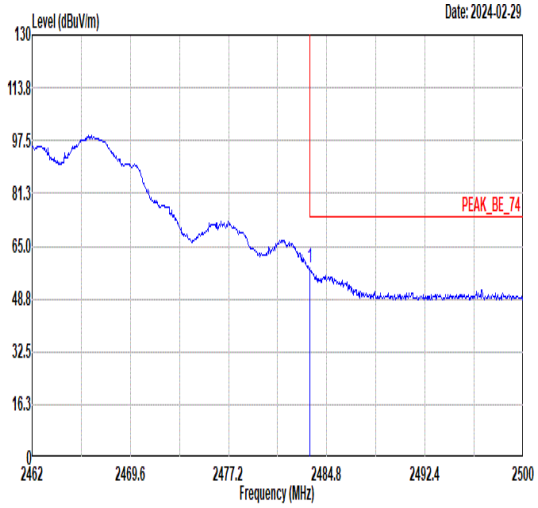 Freq Level Limit Line Margin Read Level Ant Factor Cable Loss Preamp Factor APos TPos Remark MHz dBuV/m dBuV/m dB dBuV dB/m dB dB cm deg 1 2483.51 58.14 74.00 -15.86 54.44 32.39 4.92 33.61 297 243 PEAK	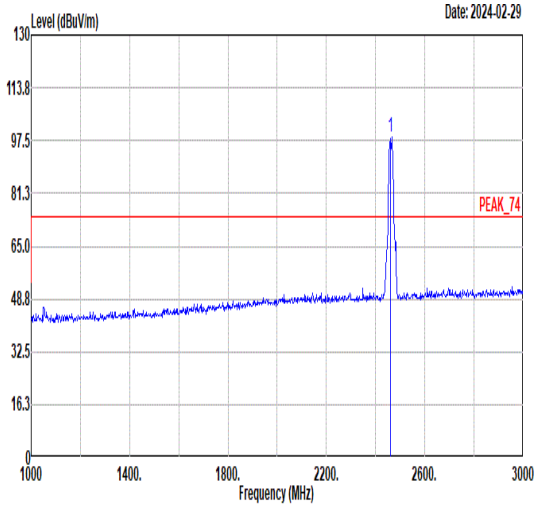 Freq Level Limit Line Margin Read Level Ant Factor Cable Loss Preamp Factor APos TPos Remark MHz dBuV/m dBuV/m dB dBuV dB/m dB dB cm deg 1 2462.00 98.79 ------ ------ 95.12 32.39 4.90 33.62 297 243 PEAK
Avg	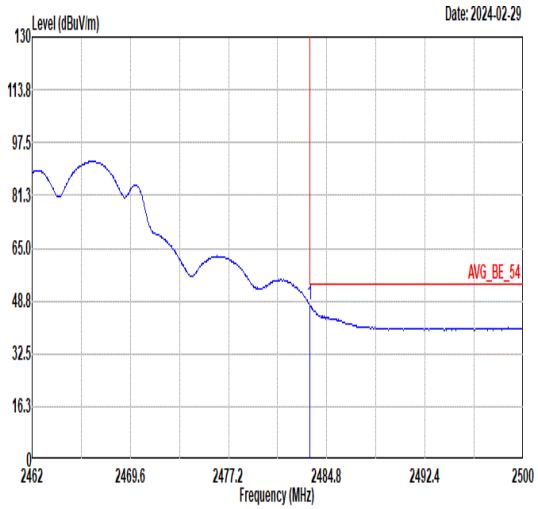 Freq Level Limit Line Margin Read Level Ant Factor Cable Loss Preamp Factor APos TPos Remark MHz dBuV/m dBuV/m dB dBuV dB/m dB dB cm deg 1 2483.51 47.51 54.00 -6.49 43.81 32.39 4.92 33.61 297 243 AVERAGE	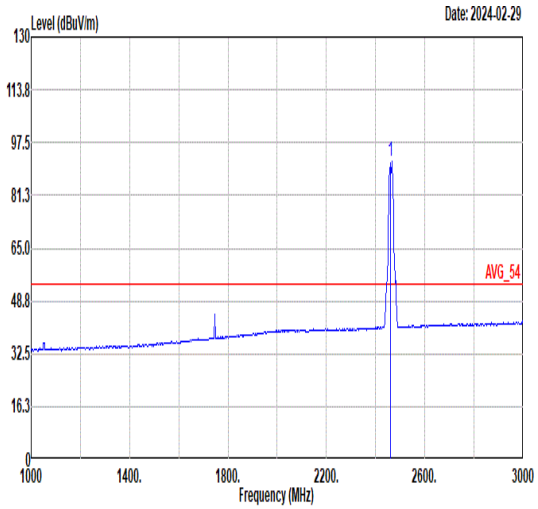 Freq Level Limit Line Margin Read Level Ant Factor Cable Loss Preamp Factor APos TPos Remark MHz dBuV/m dBuV/m dB dBuV dB/m dB dB cm deg 1 2462.00 91.60 ------ ------ 87.93 32.39 4.90 33.62 297 243 AVERAGE

Mode	6	
	Harmonic	
	2400-2483.5_802.11g_CH11_2462MHz	
ANT	3+5	
Pol.	Horizontal	Vertical
Peak Avg	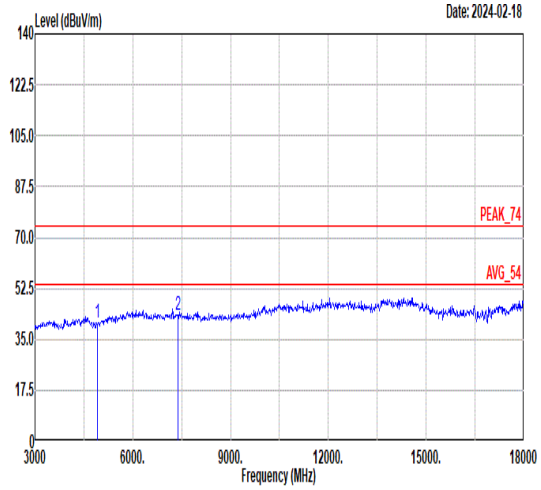 Freq Level Limit Line Margin Read Level Ant Factor Cable Loss Preamp Factor APos TPos Remark MHz dBuV/m dBuV/m dB dBuV dB/m dB dB cm deg 1 4924.00 40.53 74.00 -33.47 55.95 34.34 7.79 57.55 -- -- Peak 2 7386.00 43.14 74.00 -30.86 56.93 35.99 9.17 58.95 -- -- Peak	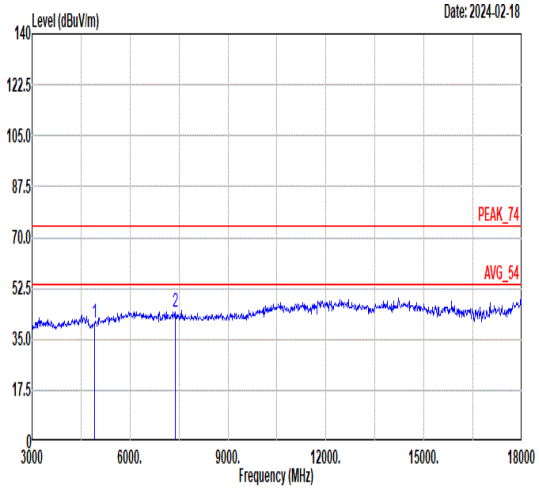 Freq Level Limit Line Margin Read Level Ant Factor Cable Loss Preamp Factor APos TPos Remark MHz dBuV/m dBuV/m dB dBuV dB/m dB dB cm deg 1 4924.00 40.77 74.00 -33.23 56.19 34.34 7.79 57.55 -- -- Peak 2 7386.00 44.40 74.00 -29.60 58.19 35.99 9.17 58.95 -- -- Peak

Mode	7	
	Band Edge	
	2400-2483.5_802.11n HT20_CH01_2412MHz	
ANT	3+5	
Pol.	Horizontal	Fundamental
Peak	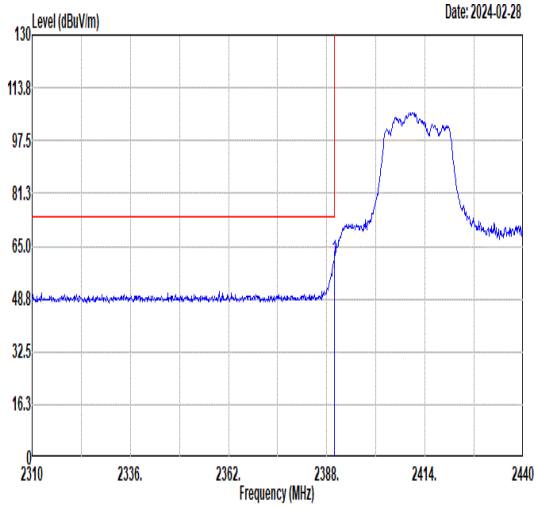 Freq Level Limit Line Margin Read Level Ant Factor Cable Loss Preamp Factor APos TPos Remark MHz dBuV/m dBuV/m dB dBuV dB/m dB dB cm deg 1 2389.95 60.80 74.00 -13.20 57.31 32.36 4.80 33.67 100 283 PEAK	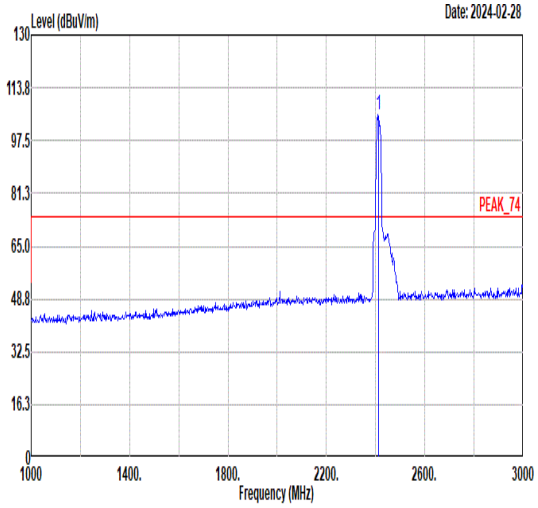 Freq Level Limit Line Margin Read Level Ant Factor Cable Loss Preamp Factor APos TPos Remark MHz dBuV/m dBuV/m dB dBuV dB/m dB dB cm deg 1 2412.00 105.31 ------ ------ 101.78 32.37 4.82 33.66 100 283 PEAK
Avg	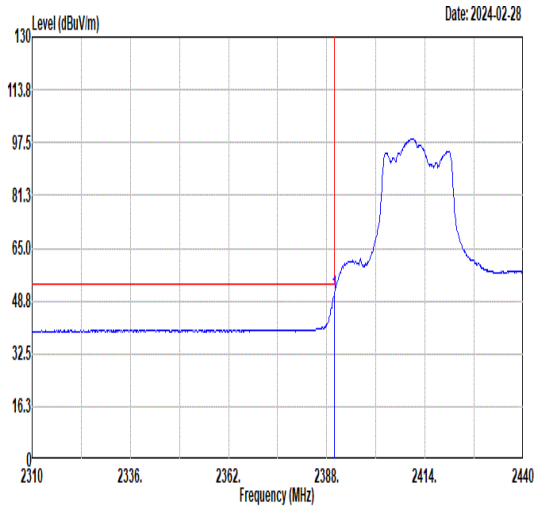 Freq Level Limit Line Margin Read Level Ant Factor Cable Loss Preamp Factor APos TPos Remark MHz dBuV/m dBuV/m dB dBuV dB/m dB dB cm deg 1 2389.95 50.63 54.00 -3.37 47.14 32.36 4.80 33.67 100 283 AVERAGE	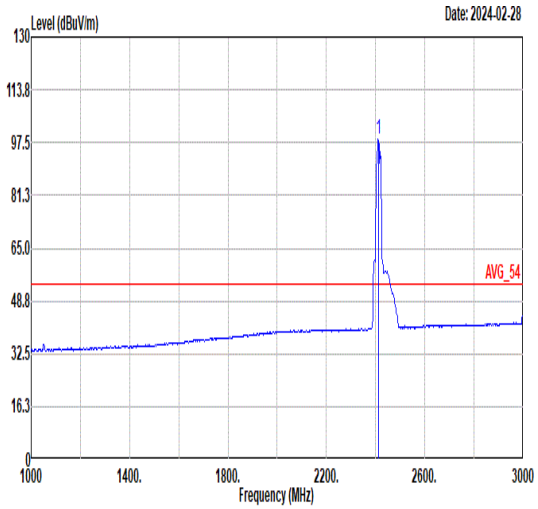 Freq Level Limit Line Margin Read Level Ant Factor Cable Loss Preamp Factor APos TPos Remark MHz dBuV/m dBuV/m dB dBuV dB/m dB dB cm deg 1 2412.00 98.39 ------ ------ 94.86 32.37 4.82 33.66 100 283 AVERAGE

Mode	7	
	Band Edge	
	2400-2483.5_802.11n HT20_CH01_2412MHz	
ANT	3+5	
Pol.	Vertical	Fundamental
Peak	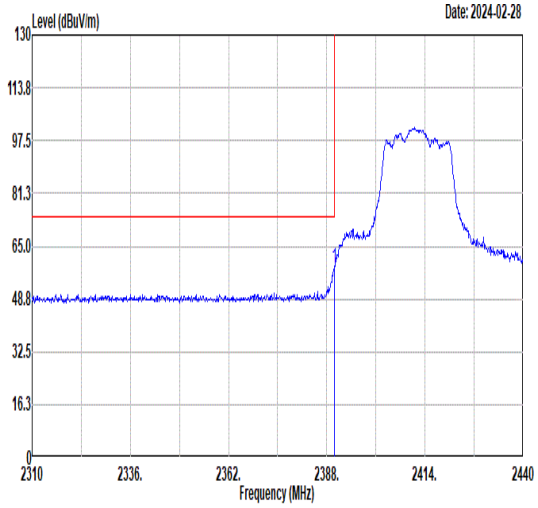 Freq Level Limit Line Margin Read Level Ant Factor Cable Loss Preamp Factor APos TPos Remark MHz dBuV/m dBuV/m dB dBuV dB/m dB dB cm deg 1 2389.95 58.18 74.00 -15.82 54.69 32.36 4.80 33.67 367 261 PEAK	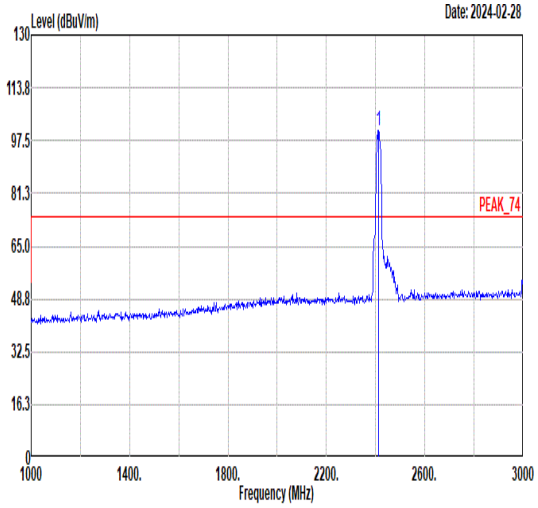 Freq Level Limit Line Margin Read Level Ant Factor Cable Loss Preamp Factor APos TPos Remark MHz dBuV/m dBuV/m dB dBuV dB/m dB dB cm deg 1 2412.00 100.78 ------ ------ 97.24 32.37 4.82 33.65 367 261 PEAK
Avg	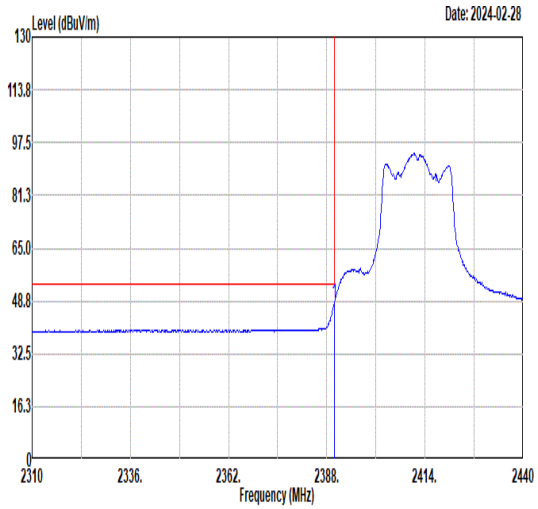 Freq Level Limit Line Margin Read Level Ant Factor Cable Loss Preamp Factor APos TPos Remark MHz dBuV/m dBuV/m dB dBuV dB/m dB dB cm deg 1 2389.95 47.92 54.00 -6.08 44.43 32.36 4.80 33.67 367 261 AVERAGE	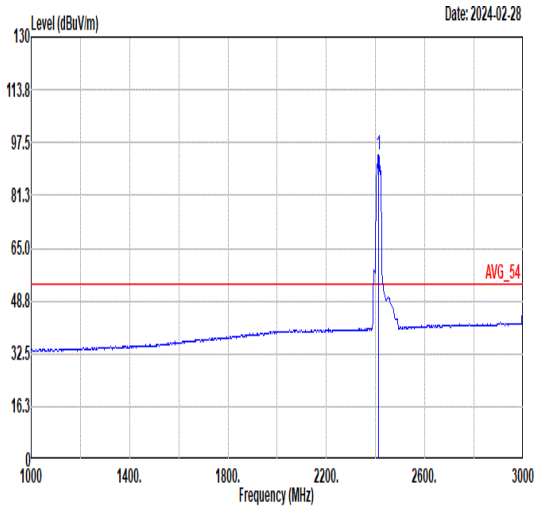 Freq Level Limit Line Margin Read Level Ant Factor Cable Loss Preamp Factor APos TPos Remark MHz dBuV/m dBuV/m dB dBuV dB/m dB dB cm deg 1 2412.00 93.82 ------ ------ 90.28 32.37 4.82 33.65 367 261 AVERAGE

Mode	7	
	Harmonic	
	2400-2483.5_802.11n HT20_CH01_2412MHz	
ANT	3+5	
Pol.	Horizontal	Vertical
Peak Avg	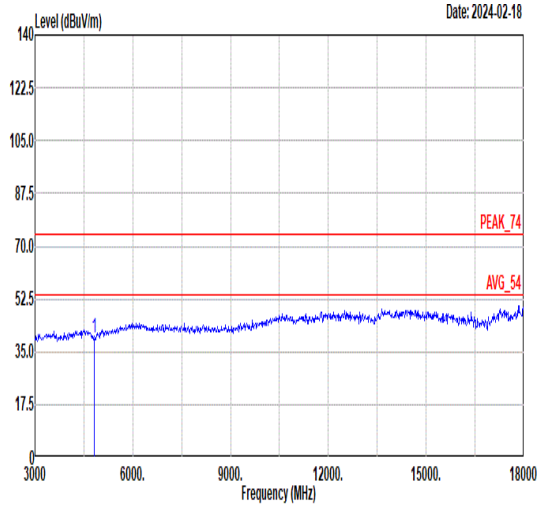 Freq Level Limit Line Margin Read Level Ant Factor Cable Loss Preamp Factor APos TPos Remark MHz dBuV/m dBuV/m dB dBuV dB/m dB dB cm deg 1 4824.00 39.78 74.00 -34.22 55.11 34.40 7.75 57.48 -- -- Peak	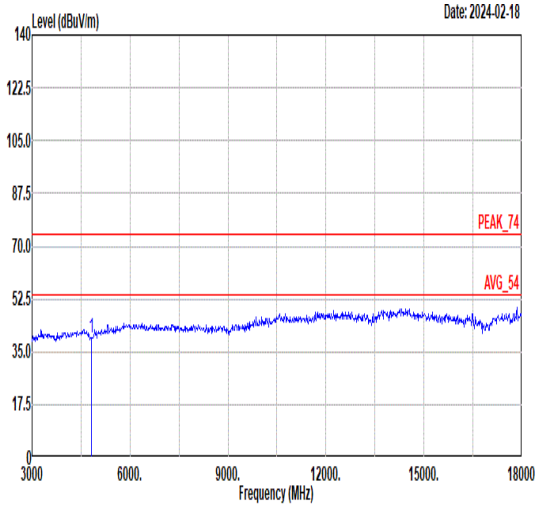 Freq Level Limit Line Margin Read Level Ant Factor Cable Loss Preamp Factor APos TPos Remark MHz dBuV/m dBuV/m dB dBuV dB/m dB dB cm deg 1 4824.00 39.76 74.00 -34.24 55.09 34.40 7.75 57.48 -- -- Peak

Mode	8	
	Harmonic	
	2400-2483.5_802.11n HT20_CH06_2437MHz	
ANT	3+5	
Pol.	Horizontal	Vertical
Peak Avg	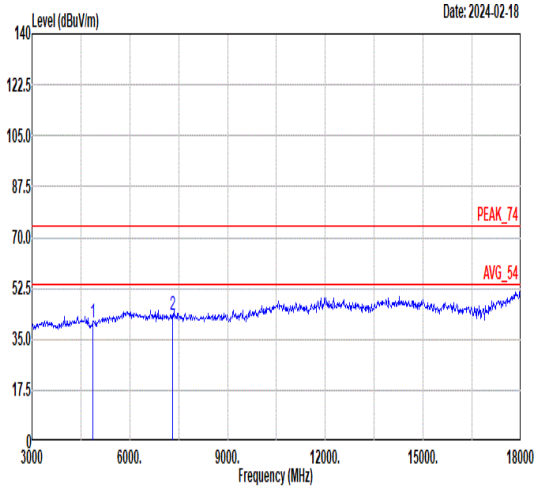 Freq Level Limit Line Margin Read Level Ant Factor Cable Loss Preamp Factor APos TPos Remark MHz dBuV/m dBuV/m dB dBuV dB/m dB dB cm deg 1 4874.00 40.82 74.00 -33.18 56.20 34.37 7.77 57.52 -- -- Peak 2 7311.00 43.48 74.00 -30.52 57.42 36.05 8.93 58.92 -- -- Peak	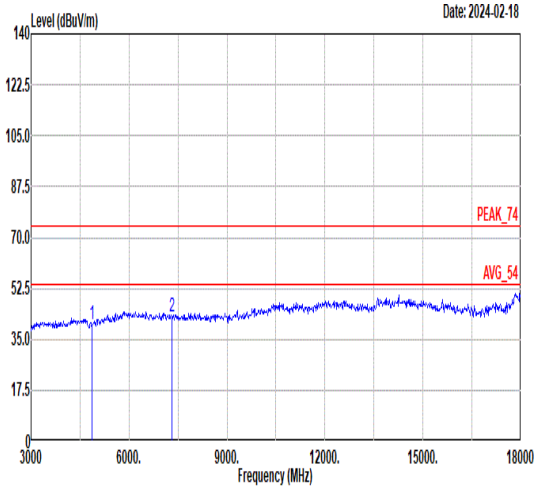 Freq Level Limit Line Margin Read Level Ant Factor Cable Loss Preamp Factor APos TPos Remark MHz dBuV/m dBuV/m dB dBuV dB/m dB dB cm deg 1 4874.00 40.05 74.00 -33.95 55.43 34.37 7.77 57.52 -- -- Peak 2 7311.00 42.84 74.00 -31.16 56.78 36.05 8.93 58.92 -- -- Peak

Mode	9	
	Band Edge	
	2400-2483.5_802.11n HT20_CH11_2462MHz	
ANT	3+5	
Pol.	Horizontal	Fundamental
Peak	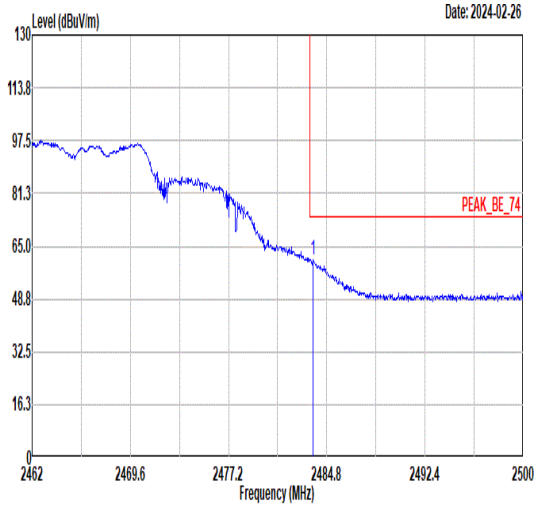 Freq Level Limit Line Margin Read Level Ant Factor Cable Loss Preamp Factor APos TPos Remark MHz dBuV/m dBuV/m dB dBuV dB/m dB dB cm deg 1 2483.74 60.65 74.00 -13.35 56.94 32.40 4.92 33.61 300 275 PEAK	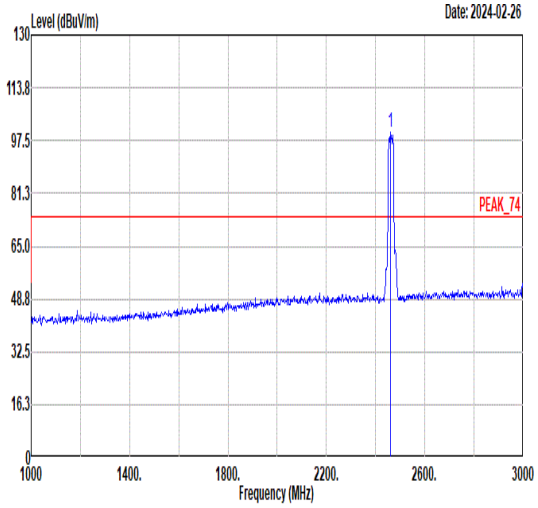 Freq Level Limit Line Margin Read Level Ant Factor Cable Loss Preamp Factor APos TPos Remark MHz dBuV/m dBuV/m dB dBuV dB/m dB dB cm deg 1 2462.00 100.12 ------ ------ 96.46 32.39 4.89 33.62 300 275 PEAK
Avg	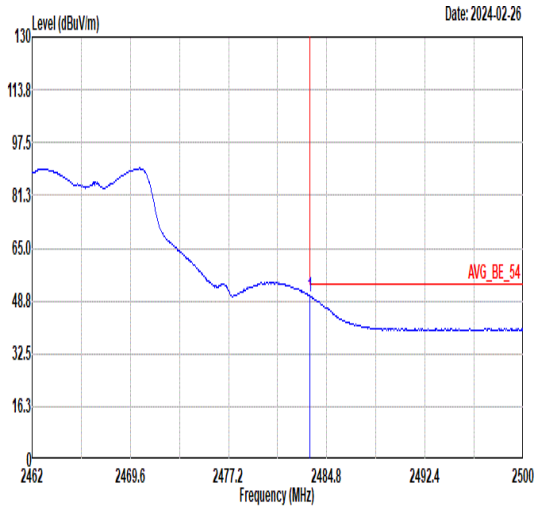 Freq Level Limit Line Margin Read Level Ant Factor Cable Loss Preamp Factor APos TPos Remark MHz dBuV/m dBuV/m dB dBuV dB/m dB dB cm deg 1 2483.51 50.24 54.00 -3.76 46.54 32.39 4.92 33.61 300 275 AVERAGE	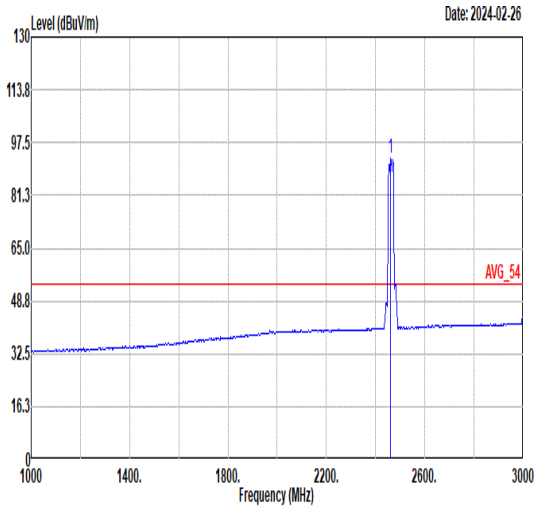 Freq Level Limit Line Margin Read Level Ant Factor Cable Loss Preamp Factor APos TPos Remark MHz dBuV/m dBuV/m dB dBuV dB/m dB dB cm deg 1 2462.00 92.74 ------ ------ 89.08 32.39 4.89 33.62 300 275 AVERAGE

Mode	9	
	Band Edge	
	2400-2483.5_802.11n HT20_CH11_2462MHz	
ANT	3+5	
Pol.	Vertical	Fundamental
Peak	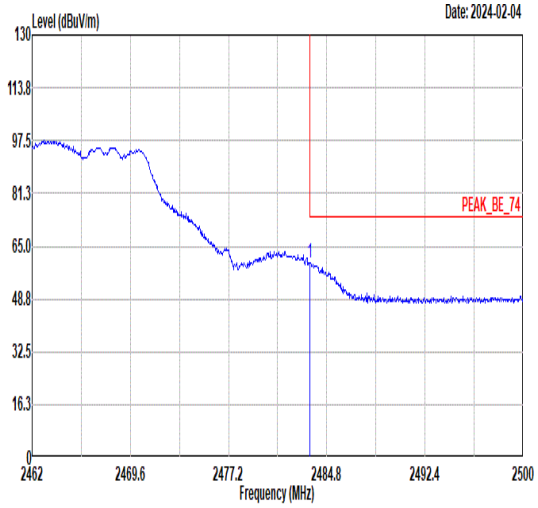 Freq Level Limit Line Margin Read Level Ant Factor Cable Loss Preamp Factor APos TPos Remark MHz dBuV/m dBuV/m dB dBuV dB/m dB dB cm deg 1 2483.51 59.67 74.00 -14.33 55.97 32.39 4.92 33.61 337 226 PEAK	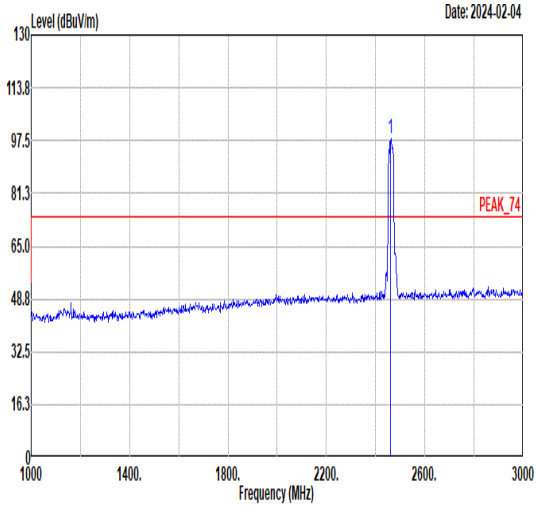 Freq Level Limit Line Margin Read Level Ant Factor Cable Loss Preamp Factor APos TPos Remark MHz dBuV/m dBuV/m dB dBuV dB/m dB dB cm deg 1 2462.00 97.89 ------ ------ 94.23 32.39 4.89 33.62 337 226 PEAK
Avg	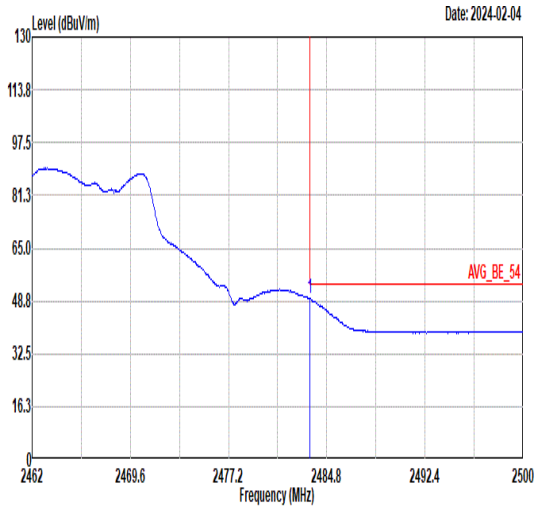 Freq Level Limit Line Margin Read Level Ant Factor Cable Loss Preamp Factor APos TPos Remark MHz dBuV/m dBuV/m dB dBuV dB/m dB dB cm deg 1 2483.51 49.69 54.00 -4.31 45.99 32.39 4.92 33.61 337 226 AVERAGE	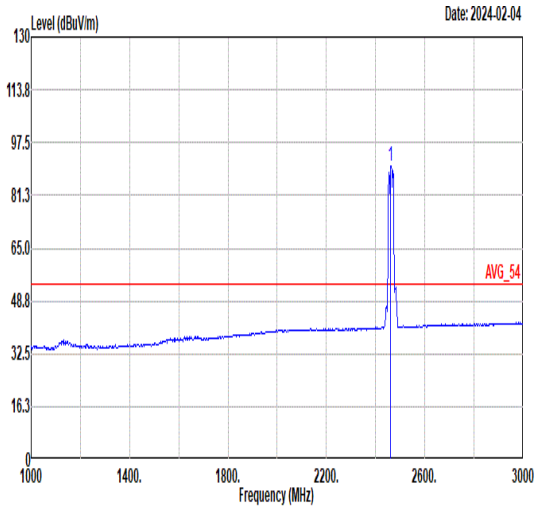 Freq Level Limit Line Margin Read Level Ant Factor Cable Loss Preamp Factor APos TPos Remark MHz dBuV/m dBuV/m dB dBuV dB/m dB dB cm deg 1 2462.00 90.46 ------ ------ 86.80 32.39 4.89 33.62 337 226 AVERAGE

Mode	9	
	Harmonic	
	2400-2483.5_802.11n HT20_CH11_2462MHz	
ANT	3+5	
Pol.	Horizontal	Vertical
Peak Avg	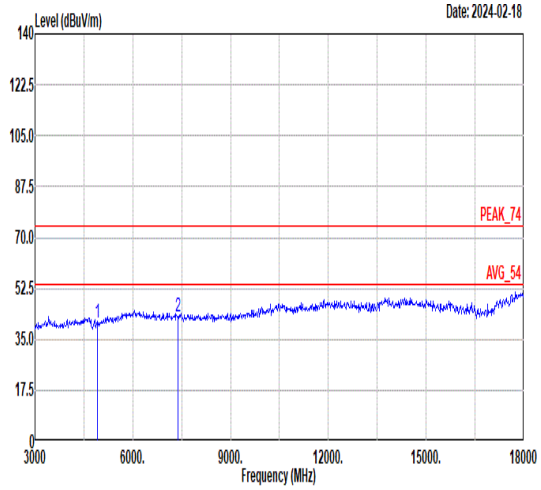 Freq Level Limit Line Margin Read Level Ant Factor Cable Loss Preamp Factor APos TPos Remark MHz dBuV/m dBuV/m dB dBuV dB/m dB dB cm deg 1 4924.00 40.51 74.00 -33.49 55.93 34.34 7.79 57.55 -- -- Peak 2 7386.00 43.00 74.00 -31.00 56.79 35.99 9.17 58.95 -- -- Peak	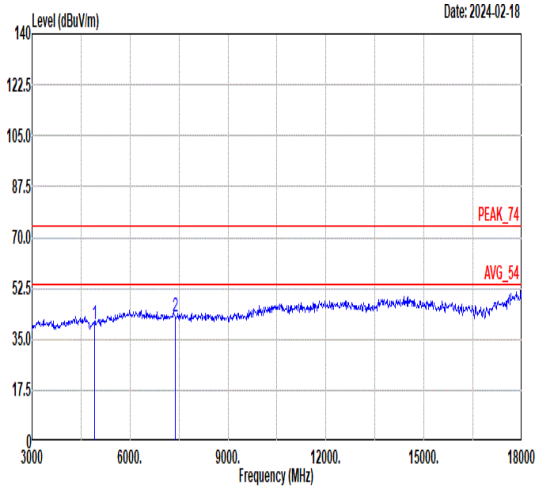 Freq Level Limit Line Margin Read Level Ant Factor Cable Loss Preamp Factor APos TPos Remark MHz dBuV/m dBuV/m dB dBuV dB/m dB dB cm deg 1 4924.00 40.03 74.00 -33.97 55.45 34.34 7.79 57.55 -- -- Peak 2 7386.00 42.70 74.00 -31.30 56.49 35.99 9.17 58.95 -- -- Peak

Mode	10	
	Band Edge - L	
	2400-2483.5_802.11n HT40_CH03_2422MHz	
ANT	3+5	
Pol.	Horizontal	Fundamental
Peak	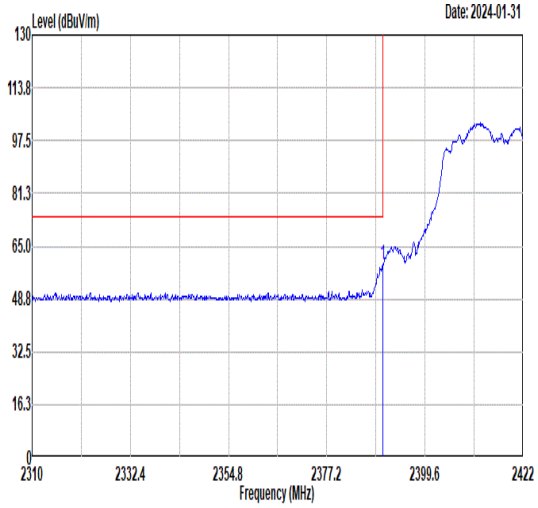 Freq Level Limit Line Margin Read Level Ant Factor Cable Loss Preamp Factor APos TPos Remark MHz dBuV/m dBuV/m dB dBuV dB/m dB dB cm deg 1 2389.97 59.44 74.00 -14.56 55.95 32.36 4.80 33.67 100 287 PEAK	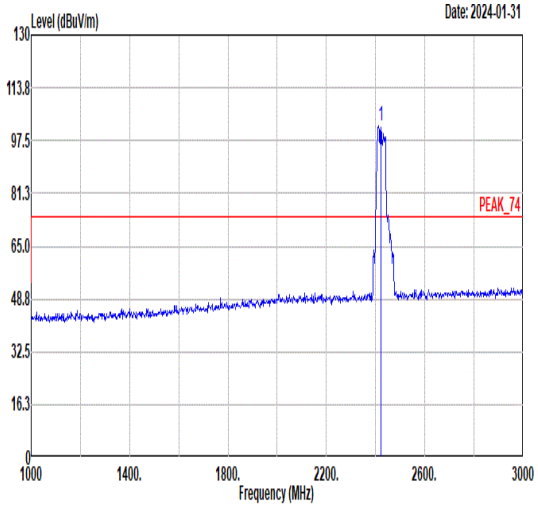 Freq Level Limit Line Margin Read Level Ant Factor Cable Loss Preamp Factor APos TPos Remark MHz dBuV/m dBuV/m dB dBuV dB/m dB dB cm deg 1 2422.00 101.92 ------ ------ 98.38 32.37 4.82 33.65 100 287 PEAK
Avg	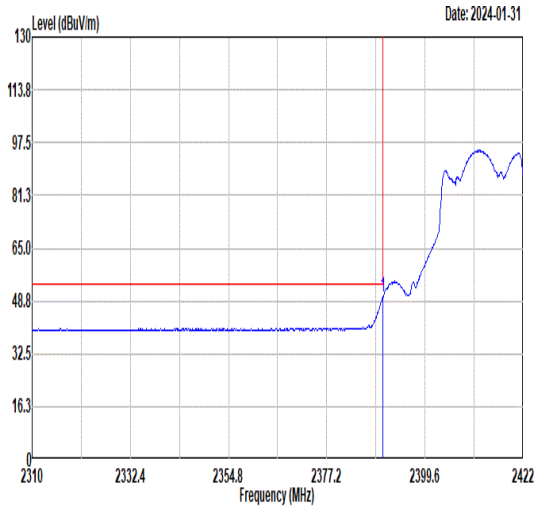 Freq Level Limit Line Margin Read Level Ant Factor Cable Loss Preamp Factor APos TPos Remark MHz dBuV/m dBuV/m dB dBuV dB/m dB dB cm deg 1 2389.97 49.95 54.00 -4.05 46.46 32.36 4.80 33.67 100 287 AVERAGE	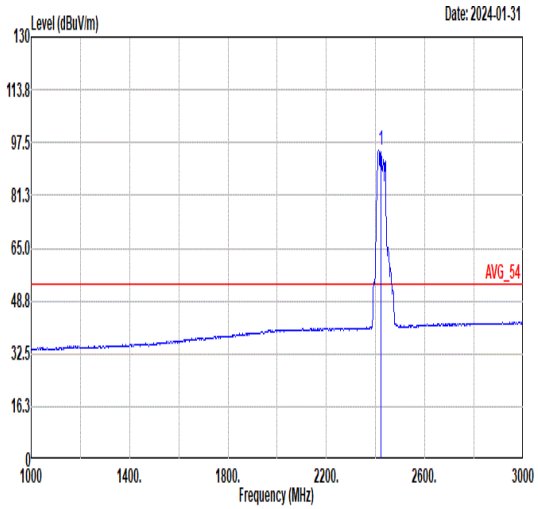 Freq Level Limit Line Margin Read Level Ant Factor Cable Loss Preamp Factor APos TPos Remark MHz dBuV/m dBuV/m dB dBuV dB/m dB dB cm deg 1 2422.00 94.98 ------ ------ 91.44 32.37 4.82 33.65 100 287 AVERAGE

Mode	10	
	Band Edge - R	
	2400-2483.5_802.11n HT40_CH03_2422MHz	
ANT	3+5	
Pol.	Horizontal	Fundamental
Peak	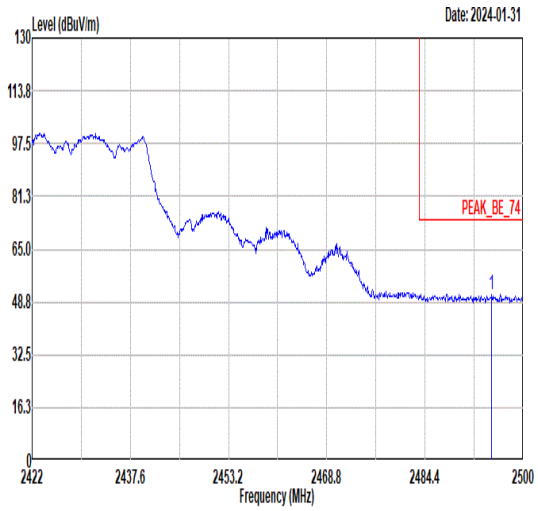 Freq Level Limit Line Margin Read Level Ant Factor Cable Loss Preamp Factor APos TPos Remark MHz dBuV/m dBuV/m dB dBuV dB/m dB dB cm deg 1 2495.01 51.09 74.00 -22.91 47.35 32.40 4.94 33.60 100 287 PEAK	Blank
Avg	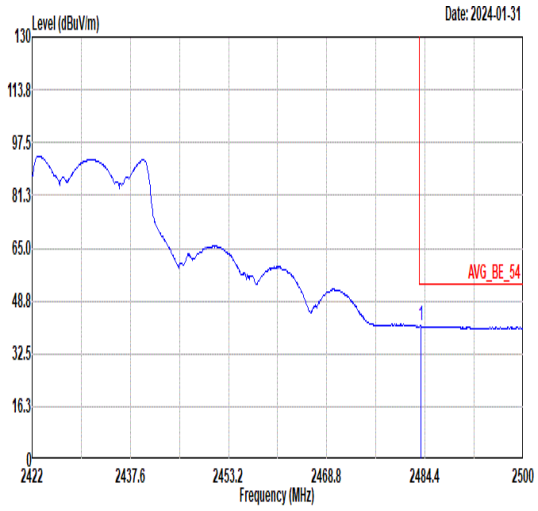 Freq Level Limit Line Margin Read Level Ant Factor Cable Loss Preamp Factor APos TPos Remark MHz dBuV/m dBuV/m dB dBuV dB/m dB dB cm deg 1 2483.70 41.07 54.00 -12.93 37.36 32.40 4.92 33.61 100 287 AVERAGE	Blank

Mode	10	
	Band Edge - L	
	2400-2483.5_802.11n HT40_CH03_2422MHz	
ANT	3+5	
Pol.	Vertical	Fundamental
Peak	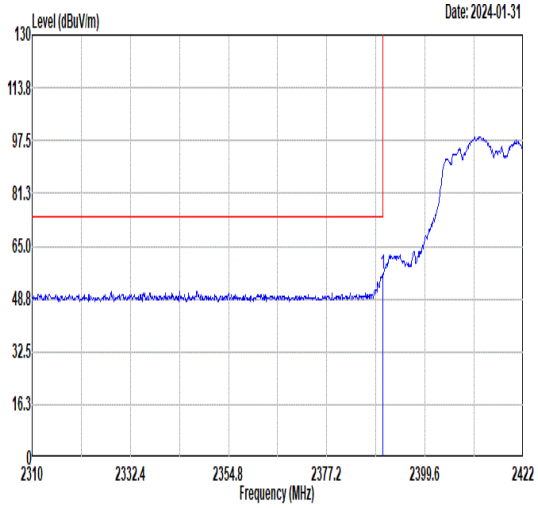 Freq Level Limit Line Margin Read Level Ant Factor Cable Loss Preamp Factor APos TPos Remark MHz dBuV/m dBuV/m dB dBuV dB/m dB dB cm deg 1 2389.97 56.53 74.00 -17.47 53.04 32.36 4.80 33.67 321 272 PEAK	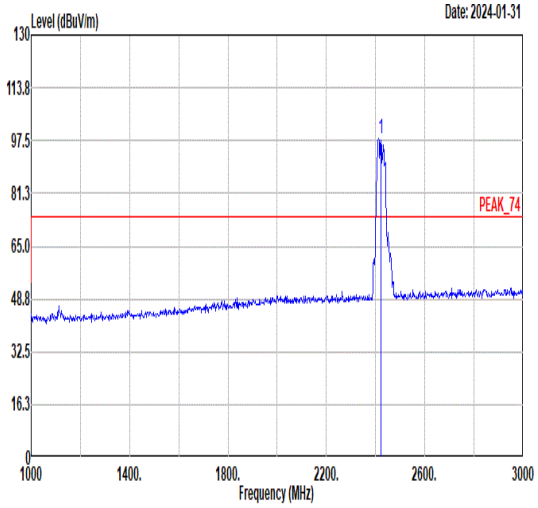 Freq Level Limit Line Margin Read Level Ant Factor Cable Loss Preamp Factor APos TPos Remark MHz dBuV/m dBuV/m dB dBuV dB/m dB dB cm deg 1 2422.00 97.95 ------ ------ 94.41 32.37 4.82 33.65 321 272 PEAK
Avg	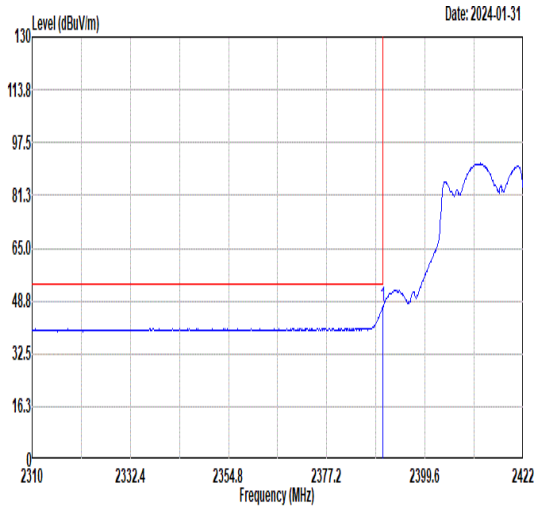 Freq Level Limit Line Margin Read Level Ant Factor Cable Loss Preamp Factor APos TPos Remark MHz dBuV/m dBuV/m dB dBuV dB/m dB dB cm deg 1 2389.97 46.90 54.00 -7.10 43.41 32.36 4.80 33.67 321 272 AVERAGE	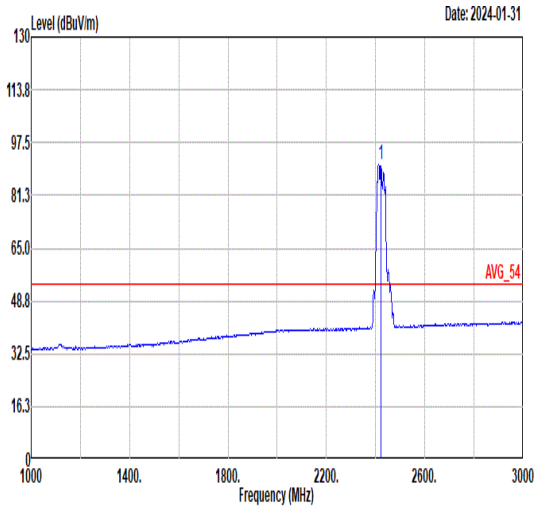 Freq Level Limit Line Margin Read Level Ant Factor Cable Loss Preamp Factor APos TPos Remark MHz dBuV/m dBuV/m dB dBuV dB/m dB dB cm deg 1 2422.00 90.97 ------ ------ 87.43 32.37 4.82 33.65 321 272 AVERAGE

Mode	10	
	Band Edge - R	
	2400-2483.5_802.11n HT40_CH03_2422MHz	
ANT	3+5	
Pol.	Vertical	Fundamental
Peak	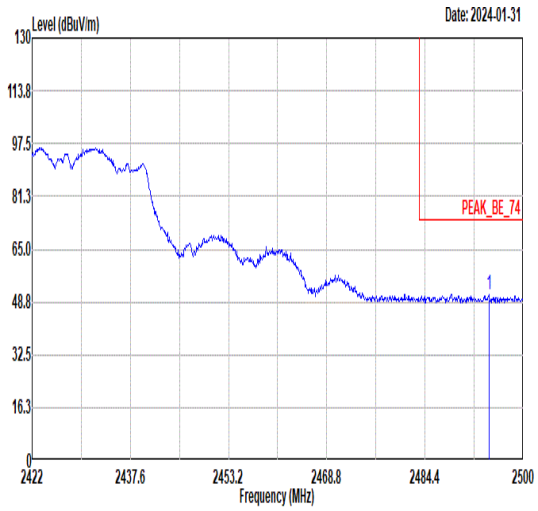 Freq Level Limit Line Margin Read Level Ant Factor Cable Loss Preamp Factor APos TPos Remark MHz dBuV/m dBuV/m dB dBuV dB/m dB dB cm deg 1 2494.54 51.03 74.00 -22.97 47.29 32.40 4.94 33.60 321 272 PEAK	Blank
Avg	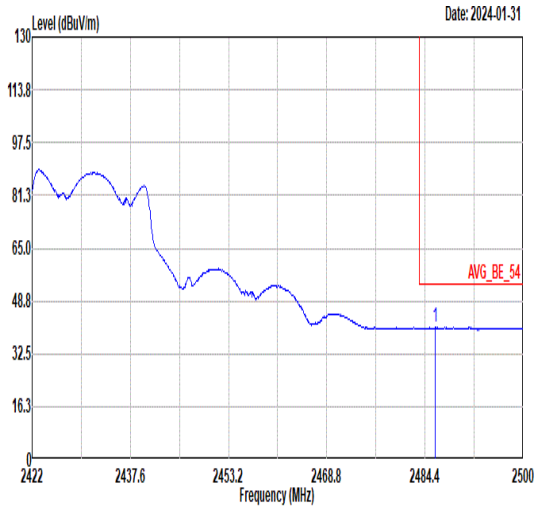 Freq Level Limit Line Margin Read Level Ant Factor Cable Loss Preamp Factor APos TPos Remark MHz dBuV/m dBuV/m dB dBuV dB/m dB dB cm deg 1 2486.04 40.72 54.00 -13.28 37.01 32.40 4.92 33.61 321 272 AVERAGE	Blank

Mode	11	
	Band Edge - L	
	2400-2483.5_802.11n HT40_CH09_2452MHz	
ANT	3+5	
Pol.	Horizontal	Fundamental
Peak	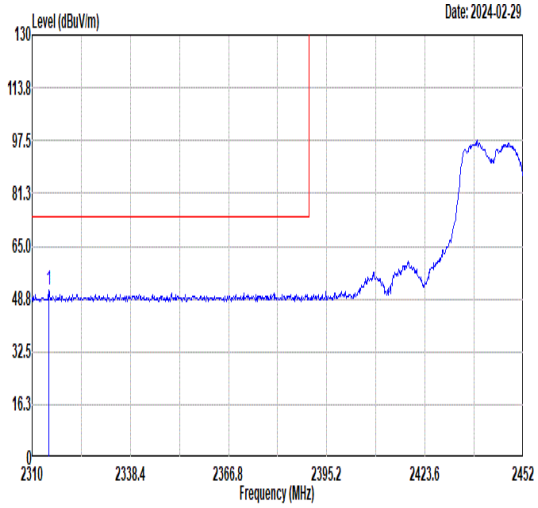 Freq Level Limit Line Margin Read Level Ant Factor Cable Loss Preamp Factor APos TPos Remark MHz dBuV/m dBuV/m dB dBuV dB/m dB dB cm deg 1 2314.83 51.49 74.00 -22.51 48.15 32.33 4.72 33.71 100 126 PEAK	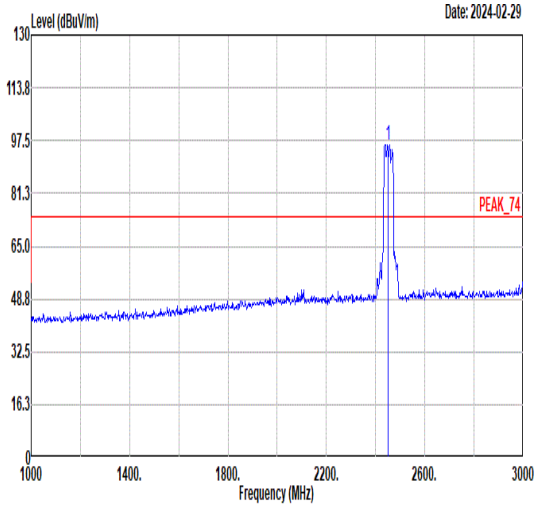 Freq Level Limit Line Margin Read Level Ant Factor Cable Loss Preamp Factor APos TPos Remark MHz dBuV/m dBuV/m dB dBuV dB/m dB dB cm deg 1 2452.00 96.38 ------ ------ 92.78 32.38 4.86 33.64 100 126 PEAK
Avg	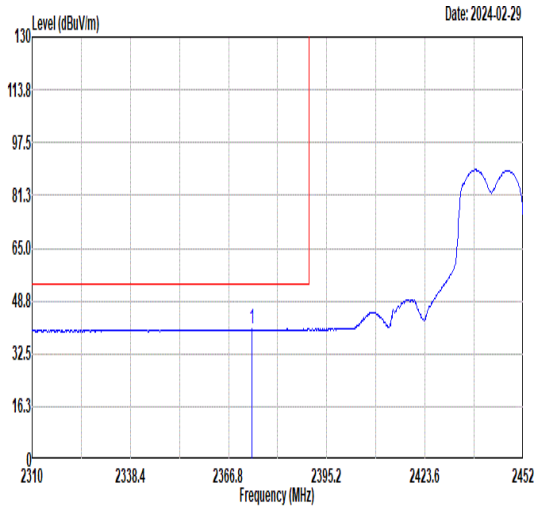 Freq Level Limit Line Margin Read Level Ant Factor Cable Loss Preamp Factor APos TPos Remark MHz dBuV/m dBuV/m dB dBuV dB/m dB dB cm deg 1 2373.47 40.09 54.00 -13.91 36.64 32.35 4.78 33.68 100 126 AVERAGE	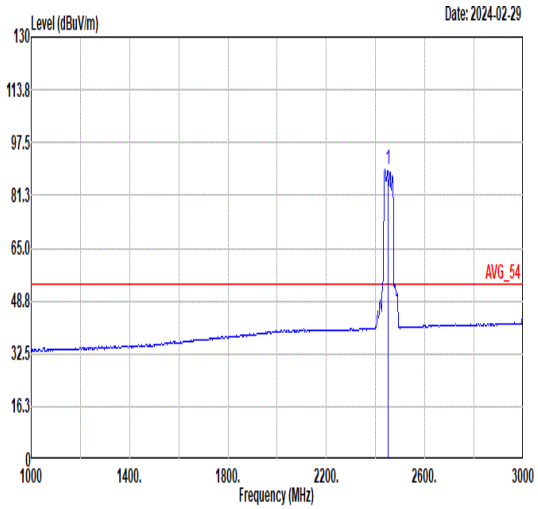 Freq Level Limit Line Margin Read Level Ant Factor Cable Loss Preamp Factor APos TPos Remark MHz dBuV/m dBuV/m dB dBuV dB/m dB dB cm deg 1 2452.00 89.04 ------ ------ 85.44 32.38 4.86 33.64 100 126 AVERAGE

Mode	11	
	Band Edge - R	
	2400-2483.5_802.11n HT40_CH09_2452MHz	
ANT	3+5	
Pol.	Horizontal	Fundamental
Peak	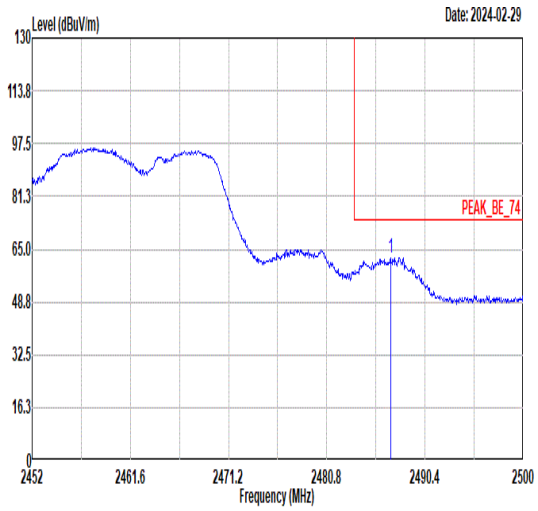 Freq Level Limit Line Margin Read Level Ant Factor Cable Loss Preamp Factor APos TPos Remark MHz dBuV/m dBuV/m dB dBuV dB/m dB dB cm deg 1 2487.04 62.51 74.00 -11.49 58.80 32.40 4.92 33.61 100 126 PEAK	Blank
Avg	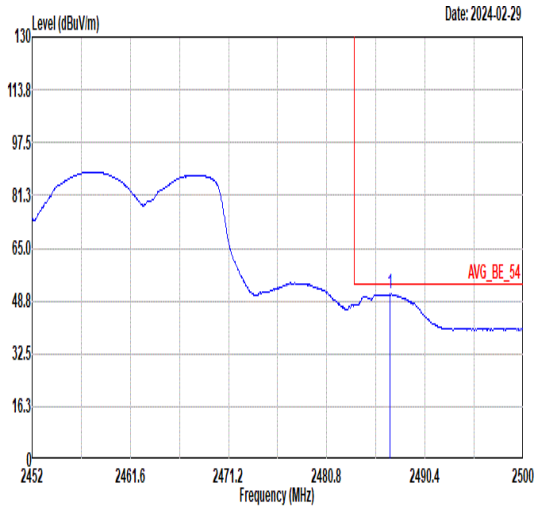 Freq Level Limit Line Margin Read Level Ant Factor Cable Loss Preamp Factor APos TPos Remark MHz dBuV/m dBuV/m dB dBuV dB/m dB dB cm deg 1 2486.99 50.90 54.00 -3.10 47.19 32.40 4.92 33.61 100 126 AVERAGE	Blank

Mode	11	
	Band Edge - L	
	2400-2483.5_802.11n HT40_CH09_2452MHz	
ANT	3+5	
Pol.	Vertical	Fundamental
Peak	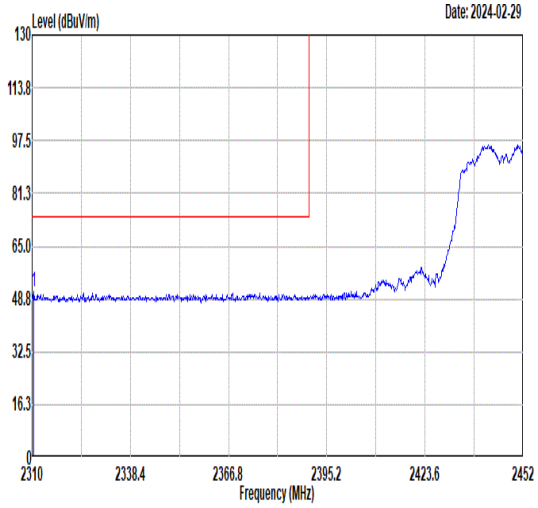 Freq Level Limit Line Margin Read Level Ant Factor Cable Loss Preamp Factor APos TPos Remark MHz dBuV/m dBuV/m dB dBuV dB/m dB dB cm deg 1 2310.43 50.91 74.00 -23.09 47.60 32.32 4.71 33.72 385 238 PEAK	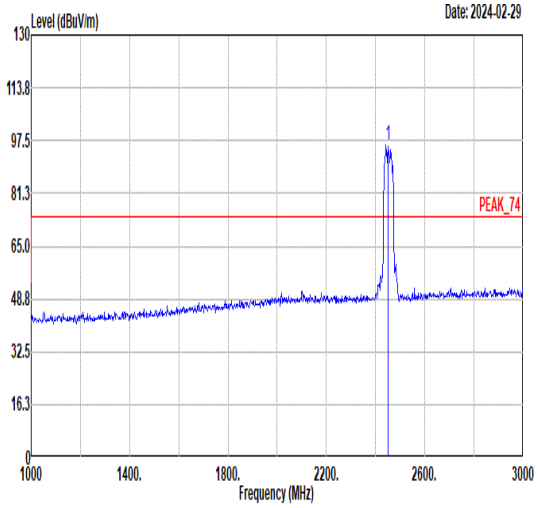 Freq Level Limit Line Margin Read Level Ant Factor Cable Loss Preamp Factor APos TPos Remark MHz dBuV/m dBuV/m dB dBuV dB/m dB dB cm deg 1 2452.00 95.93 ------ ------ 92.33 32.38 4.86 33.64 385 238 PEAK
Avg	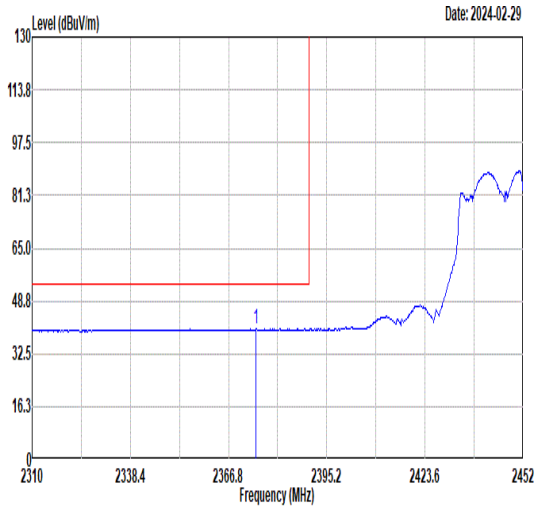 Freq Level Limit Line Margin Read Level Ant Factor Cable Loss Preamp Factor APos TPos Remark MHz dBuV/m dBuV/m dB dBuV dB/m dB dB cm deg 1 2374.75 40.15 54.00 -13.85 36.70 32.35 4.78 33.68 385 238 AVERAGE	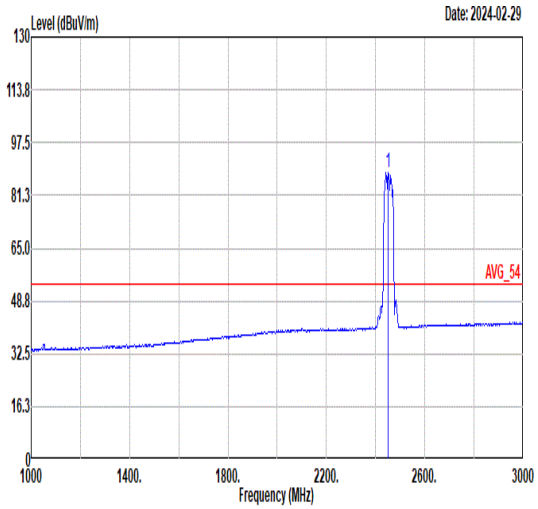 Freq Level Limit Line Margin Read Level Ant Factor Cable Loss Preamp Factor APos TPos Remark MHz dBuV/m dBuV/m dB dBuV dB/m dB dB cm deg 1 2452.00 88.54 ------ ------ 84.91 32.38 4.88 33.63 385 238 AVERAGE

Mode	11	
	Band Edge - R	
	2400-2483.5_802.11n HT40_CH09_2452MHz	
ANT	3+5	
Pol.	Vertical	Fundamental
Peak	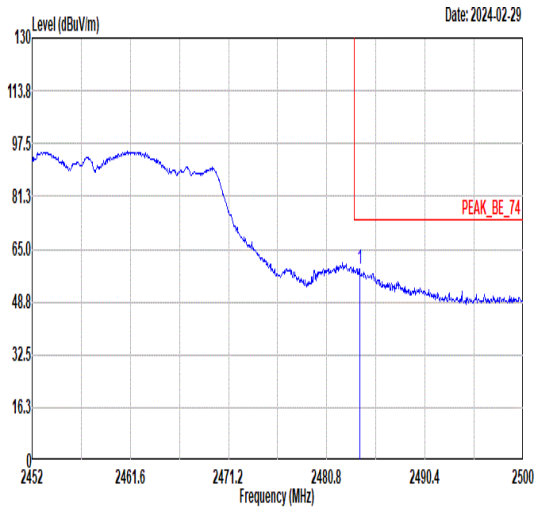 Freq Level Limit Line Margin Read Level Ant Factor Cable Loss Preamp Factor APos TPos Remark MHz dBuV/m dBuV/m dB dBuV dB/m dB dB cm deg 1 2484.02 58.97 74.00 -15.03 55.26 32.40 4.92 33.61 385 238 PEAK	Blank
Avg	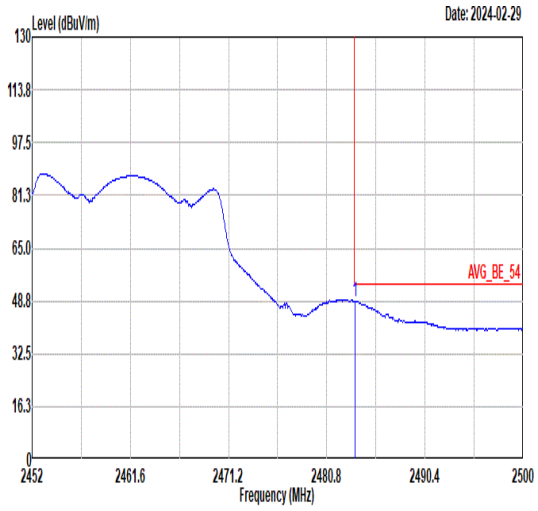 Freq Level Limit Line Margin Read Level Ant Factor Cable Loss Preamp Factor APos TPos Remark MHz dBuV/m dBuV/m dB dBuV dB/m dB dB cm deg 1 2483.58 48.67 54.00 -5.33 44.97 32.39 4.92 33.61 385 238 AVERAGE	Blank

Mode	12	
	Band Edge	
	2400-2483.5_802.11ax HE20_CH01_Full RU _2412MHz	
ANT	3+5	
Pol.	Horizontal	Fundamental
Peak	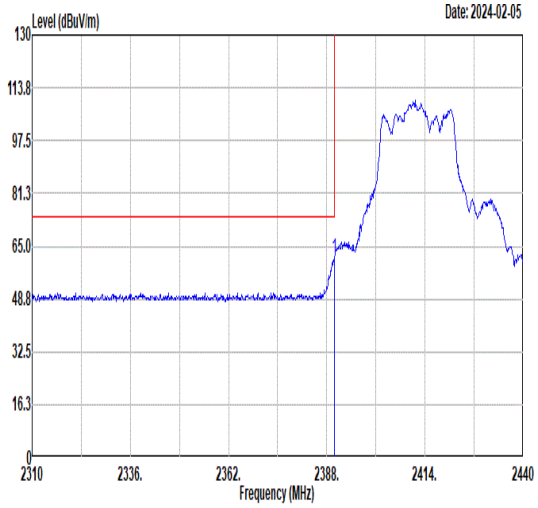 Freq Level Limit Line Margin Read Level Ant Factor Cable Loss Preamp Factor APos TPos Remark MHz dBuV/m dBuV/m dB dBuV dB/m dB dB cm deg 1 2389.95 61.19 74.00 -12.81 57.70 32.36 4.80 33.67 100 291 PEAK	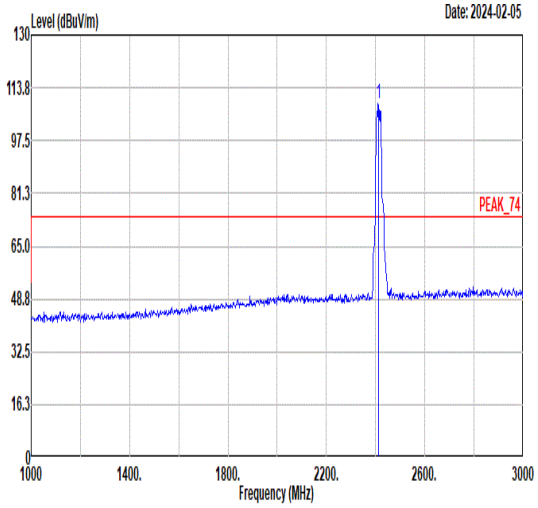 Freq Level Limit Line Margin Read Level Ant Factor Cable Loss Preamp Factor APos TPos Remark MHz dBuV/m dBuV/m dB dBuV dB/m dB dB cm deg 1 2412.00 108.77 ------ ------ 105.24 32.37 4.82 33.66 100 291 PEAK
Avg	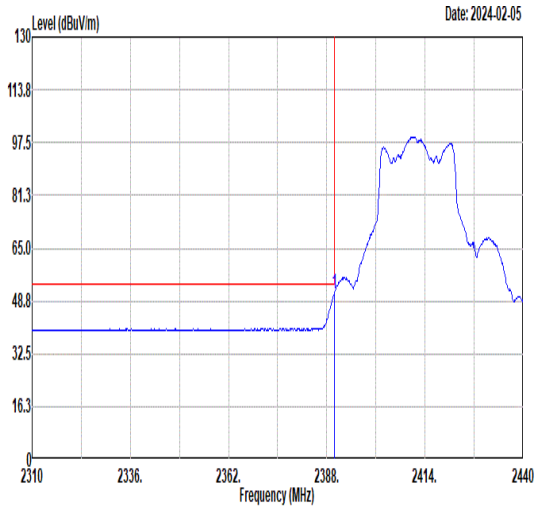 Freq Level Limit Line Margin Read Level Ant Factor Cable Loss Preamp Factor APos TPos Remark MHz dBuV/m dBuV/m dB dBuV dB/m dB dB cm deg 1 2389.95 50.96 54.00 -3.04 47.47 32.36 4.80 33.67 100 291 AVERAGE	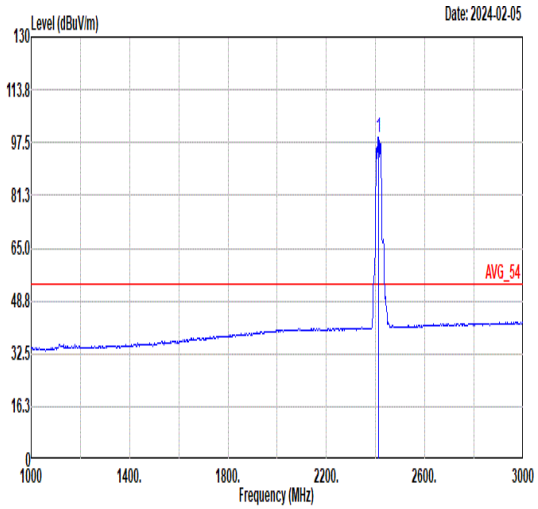 Freq Level Limit Line Margin Read Level Ant Factor Cable Loss Preamp Factor APos TPos Remark MHz dBuV/m dBuV/m dB dBuV dB/m dB dB cm deg 1 2412.00 99.23 ------ ------ 95.69 32.37 4.82 33.65 100 291 AVERAGE

Mode	12	
	Band Edge	
	2400-2483.5_802.11ax HE20_CH01_Full RU _2412MHz	
ANT	3+5	
Pol.	Vertical	Fundamental
Peak	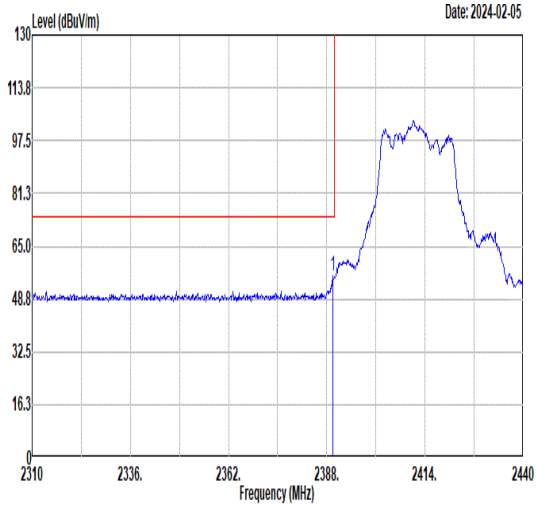 Freq Level Limit Line Margin Read Level Ant Factor Cable Loss Preamp Factor APos TPos Remark MHz dBuV/m dBuV/m dB dBuV dB/m dB dB cm deg 1 2389.69 55.70 74.00 -18.30 52.21 32.36 4.80 33.67 364 259 PEAK	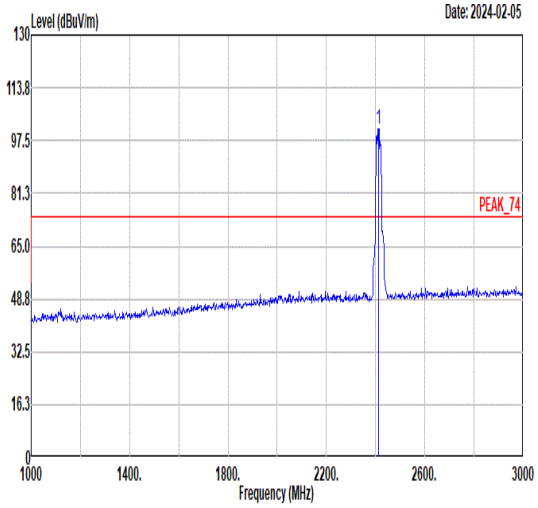 Freq Level Limit Line Margin Read Level Ant Factor Cable Loss Preamp Factor APos TPos Remark MHz dBuV/m dBuV/m dB dBuV dB/m dB dB cm deg 1 2412.00 101.06 ------ ------ 97.52 32.37 4.82 33.65 364 259 PEAK
Avg	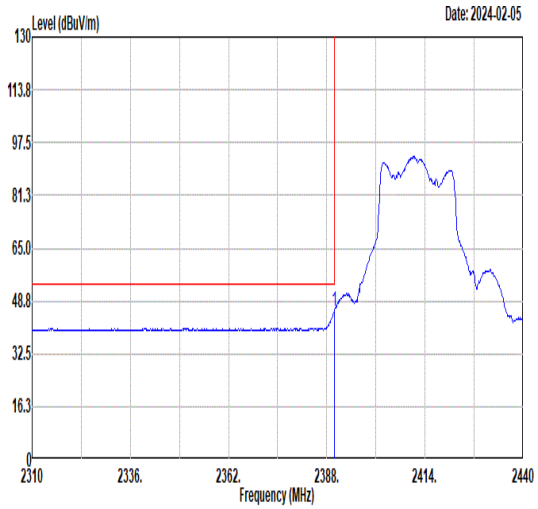 Freq Level Limit Line Margin Read Level Ant Factor Cable Loss Preamp Factor APos TPos Remark MHz dBuV/m dBuV/m dB dBuV dB/m dB dB cm deg 1 2389.95 45.49 54.00 -8.51 42.00 32.36 4.80 33.67 364 259 AVERAGE	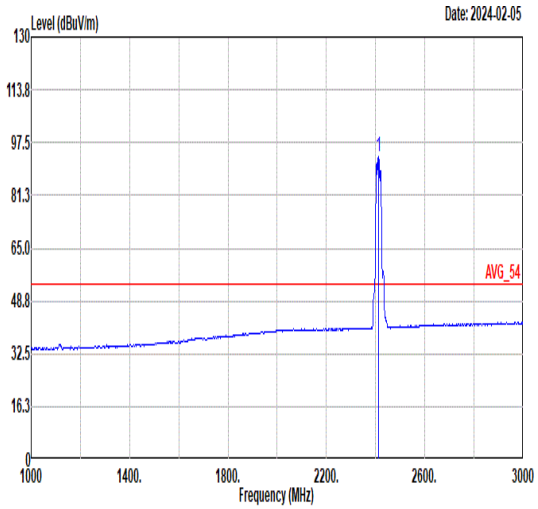 Freq Level Limit Line Margin Read Level Ant Factor Cable Loss Preamp Factor APos TPos Remark MHz dBuV/m dBuV/m dB dBuV dB/m dB dB cm deg 1 2412.00 93.15 ------ ------ 89.61 32.37 4.82 33.65 364 259 AVERAGE

Mode	12	
	Harmonic	
	2400-2483.5_802.11ax HE20_CH01_Full RU _2412MHz	
ANT	3+5	
Pol.	Horizontal	Vertical
Peak Avg	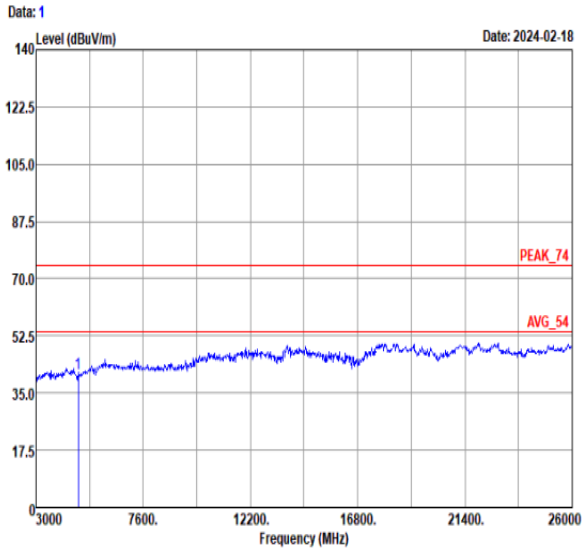 Freq Level Over Limit Limit Line ReadAntenna Level Factor Cable Loss Preamp Factor A/Pos T/Pos Remark MHz dBuV/m dB dBuV/m dBuV dB/m dB dB cm deg 1 4824.00 40.76 -33.24 74.00 56.23 34.26 7.75 57.48 --- --- Peak	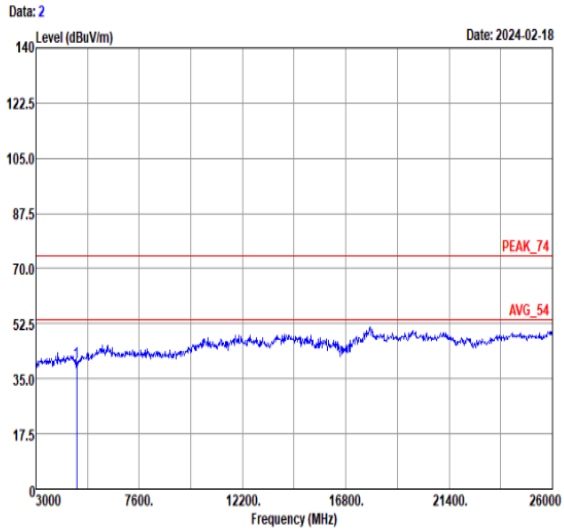 Freq Level Over Limit Limit Line ReadAntenna Level Factor Cable Loss Preamp Factor A/Pos T/Pos Remark MHz dBuV/m dB dBuV/m dBuV dB/m dB dB cm deg 1 4824.00 40.32 -33.68 74.00 55.79 34.26 7.75 57.48 --- --- Peak

Mode	13	
	Harmonic	
	2400-2483.5_802.11ax HE20_CH06_Full RU _2437MHz	
ANT	3+5	
Pol.	Horizontal	Vertical
Peak Avg	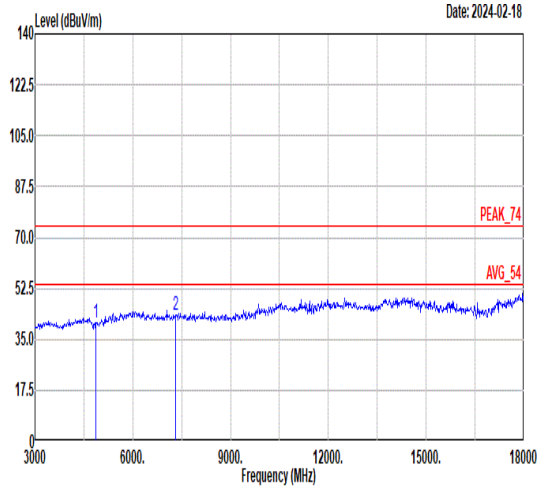 Freq Level Limit Line Margin Read Level Ant Factor Cable Loss Preamp Factor APos TPos Remark MHz dBuV/m dBuV/m dB dBuV dB/m dB dB cm deg 1 4874.00 40.52 74.00 -33.48 55.90 34.37 7.77 57.52 -- -- Peak 2 7311.00 43.09 74.00 -30.91 57.03 36.05 8.93 58.92 -- -- Peak	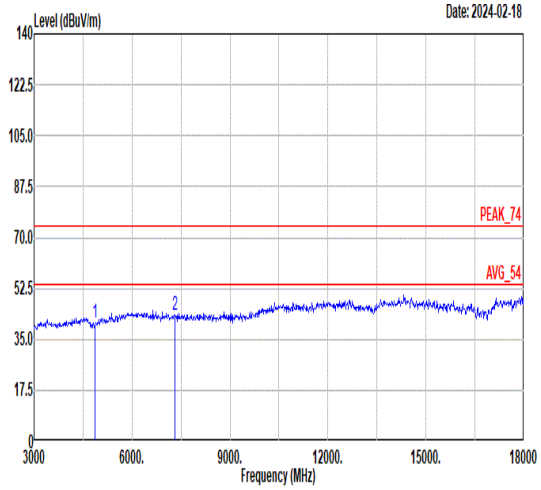 Freq Level Limit Line Margin Read Level Ant Factor Cable Loss Preamp Factor APos TPos Remark MHz dBuV/m dBuV/m dB dBuV dB/m dB dB cm deg 1 4874.00 40.81 74.00 -33.19 56.19 34.37 7.77 57.52 -- -- Peak 2 7311.00 43.25 74.00 -30.75 57.19 36.05 8.93 58.92 -- -- Peak

Mode	14	
	Band Edge	
	2400-2483.5_802.11ax HE20_CH11_Full RU _2462MHz	
ANT	3+5	
Pol.	Horizontal	Fundamental
Peak	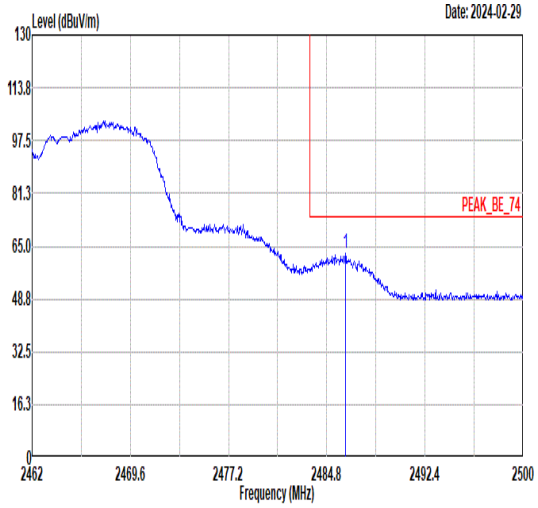 Freq Level Limit Line Margin Read Level Ant Factor Cable Loss Preamp Factor APos TPos Remark MHz dBuV/m dBuV/m dB dBuV dB/m dB dB cm deg 1 2486.24 62.89 74.00 -11.11 59.18 32.40 4.92 33.61 100 126 PEAK	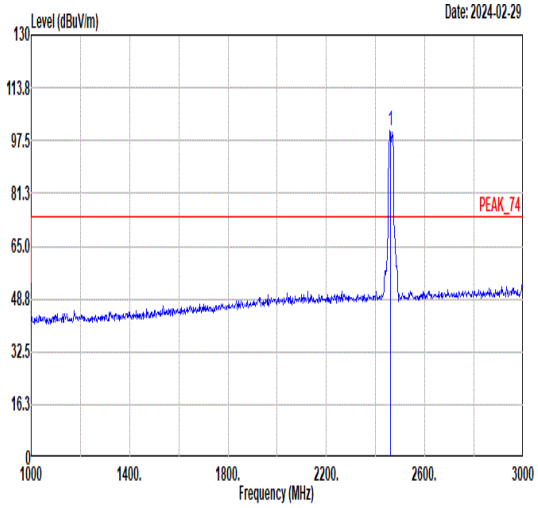 Freq Level Limit Line Margin Read Level Ant Factor Cable Loss Preamp Factor APos TPos Remark MHz dBuV/m dBuV/m dB dBuV dB/m dB dB cm deg 1 2462.00 100.32 ------ ------ 96.69 32.38 4.88 33.63 100 126 PEAK
Avg	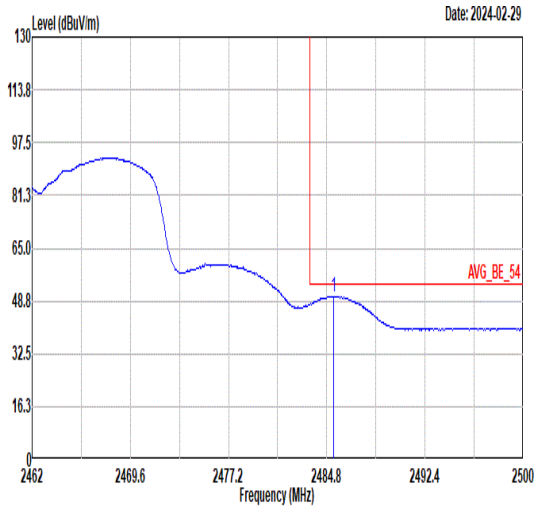 Freq Level Limit Line Margin Read Level Ant Factor Cable Loss Preamp Factor APos TPos Remark MHz dBuV/m dBuV/m dB dBuV dB/m dB dB cm deg 1 2485.33 50.25 54.00 -3.75 46.54 32.40 4.92 33.61 100 126 AVERAGE	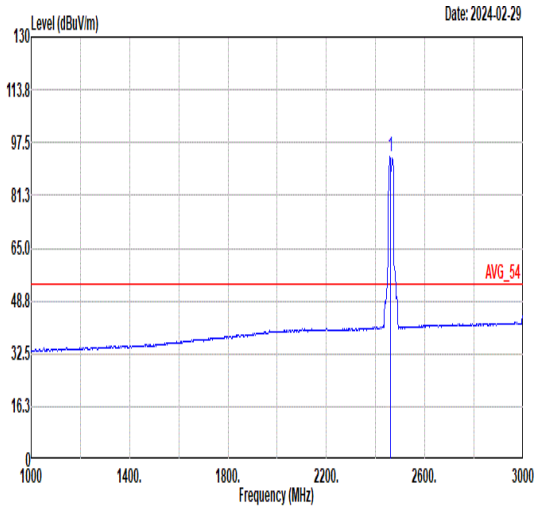 Freq Level Limit Line Margin Read Level Ant Factor Cable Loss Preamp Factor APos TPos Remark MHz dBuV/m dBuV/m dB dBuV dB/m dB dB cm deg 1 2462.00 93.02 ------ ------ 89.39 32.38 4.88 33.63 100 126 AVERAGE

Mode	14	
	Band Edge	
	2400-2483.5_802.11ax HE20_CH11_Full RU _2462MHz	
ANT	3+5	
Pol.	Vertical	Fundamental
Peak	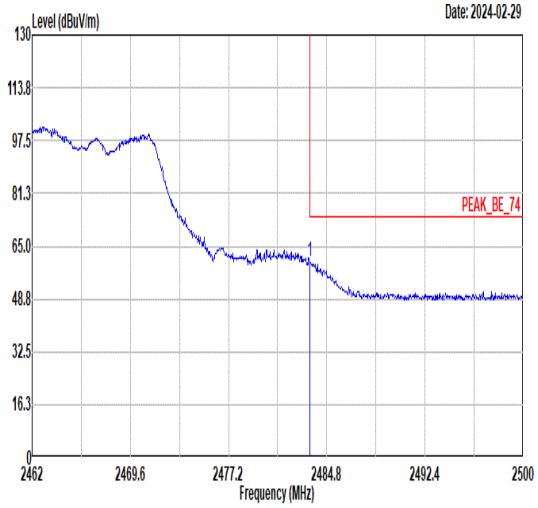 Freq Level Limit Line Margin Read Level Ant Factor Cable Loss Preamp Factor APos TPos Remark MHz dBuV/m dBuV/m dB dBuV dB/m dB dB cm deg 1 2483.51 60.12 74.00 -13.88 56.42 32.39 4.92 33.61 385 240 PEAK	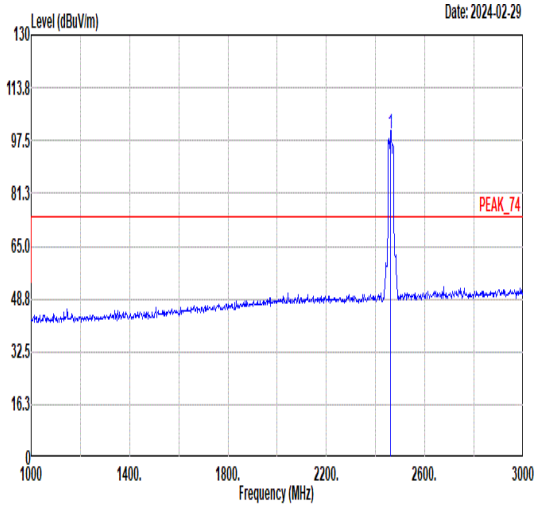 Freq Level Limit Line Margin Read Level Ant Factor Cable Loss Preamp Factor APos TPos Remark MHz dBuV/m dBuV/m dB dBuV dB/m dB dB cm deg 1 2462.00 99.40 ------ ------ 95.74 32.39 4.89 33.62 385 240 PEAK
Avg	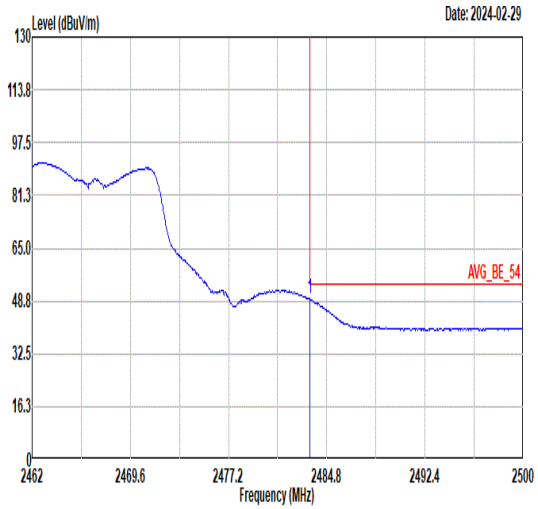 Freq Level Limit Line Margin Read Level Ant Factor Cable Loss Preamp Factor APos TPos Remark MHz dBuV/m dBuV/m dB dBuV dB/m dB dB cm deg 1 2483.51 49.32 54.00 -4.68 45.62 32.39 4.92 33.61 385 240 AVERAGE	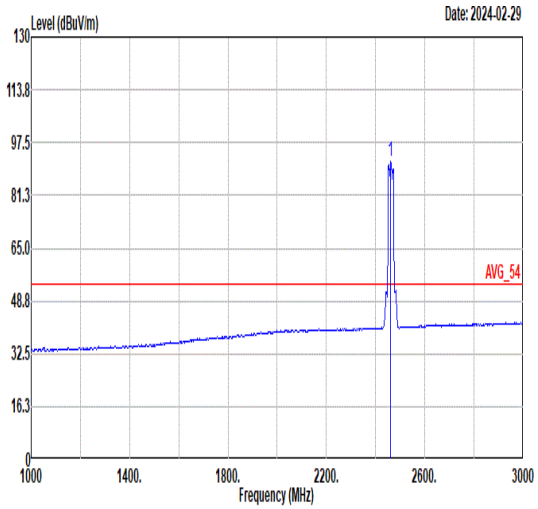 Freq Level Limit Line Margin Read Level Ant Factor Cable Loss Preamp Factor APos TPos Remark MHz dBuV/m dBuV/m dB dBuV dB/m dB dB cm deg 1 2462.00 91.51 ------ ------ 87.85 32.39 4.89 33.62 385 240 AVERAGE

Mode	14	
	Harmonic	
	2400-2483.5_802.11ax HE20_CH11_Full RU _2462MHz	
ANT	3+5	
Pol.	Horizontal	Vertical
Peak Avg	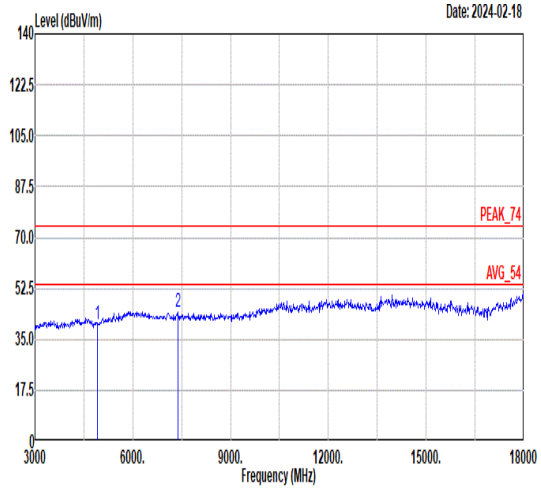 Freq Level Limit Line Margin Read Level Ant Factor Cable Loss Preamp Factor APos TPos Remark MHz dBuV/m dBuV/m dB dBuV dB/m dB dB cm deg 1 4924.00 40.33 74.00 -33.67 55.75 34.34 7.79 57.55 -- -- Peak 2 7386.00 44.42 74.00 -29.58 58.21 35.99 9.17 58.95 -- -- Peak	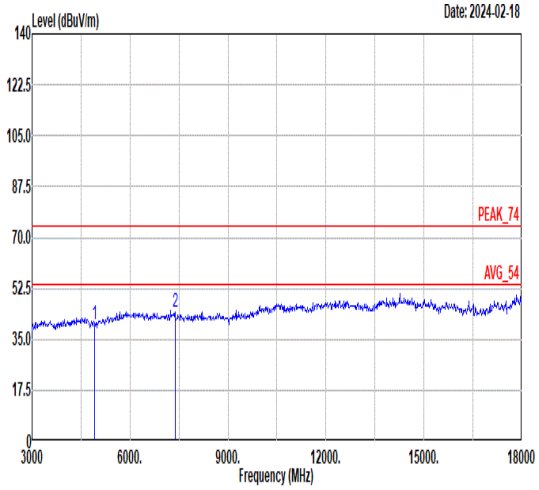 Freq Level Limit Line Margin Read Level Ant Factor Cable Loss Preamp Factor APos TPos Remark MHz dBuV/m dBuV/m dB dBuV dB/m dB dB cm deg 1 4924.00 40.38 74.00 -33.62 55.80 34.34 7.79 57.55 -- -- Peak 2 7386.00 44.18 74.00 -29.82 57.97 35.99 9.17 58.95 -- -- Peak

Mode	15	
	Band Edge - L	
	2400-2483.5_802.11ax HE40_CH03_Full RU _2422MHz	
ANT	3+5	
Pol.	Horizontal	Fundamental
Peak	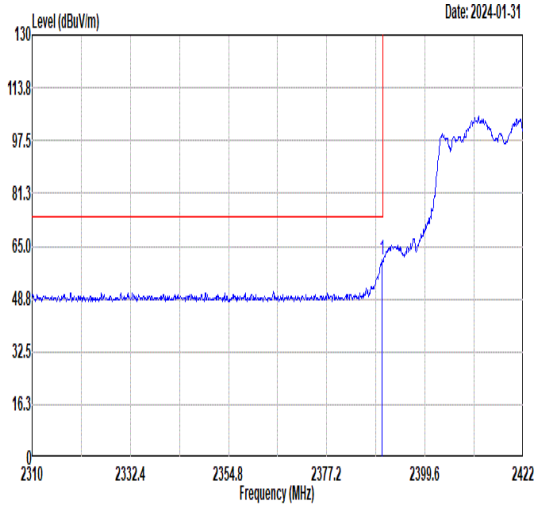 Freq Level Limit Line Margin Read Level Ant Factor Cable Loss Preamp Factor APos TPos Remark MHz dBuV/m dBuV/m dB dBuV dB/m dB dB cm deg 1 2389.86 60.74 74.00 -13.26 57.25 32.36 4.80 33.67 100 292 PEAK	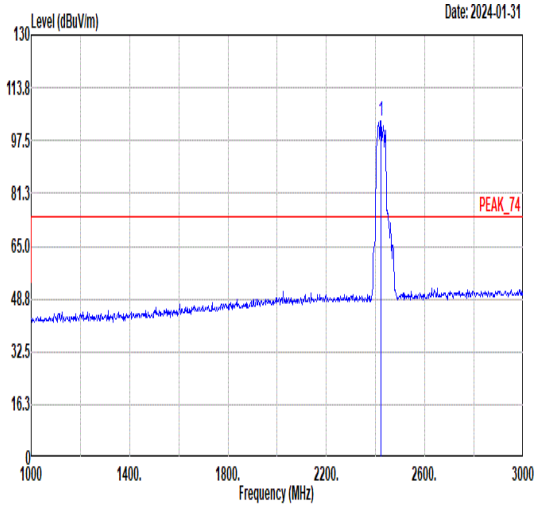 Freq Level Limit Line Margin Read Level Ant Factor Cable Loss Preamp Factor APos TPos Remark MHz dBuV/m dBuV/m dB dBuV dB/m dB dB cm deg 1 2422.00 103.37 ------ ------ 99.82 32.37 4.83 33.65 100 292 PEAK
Avg	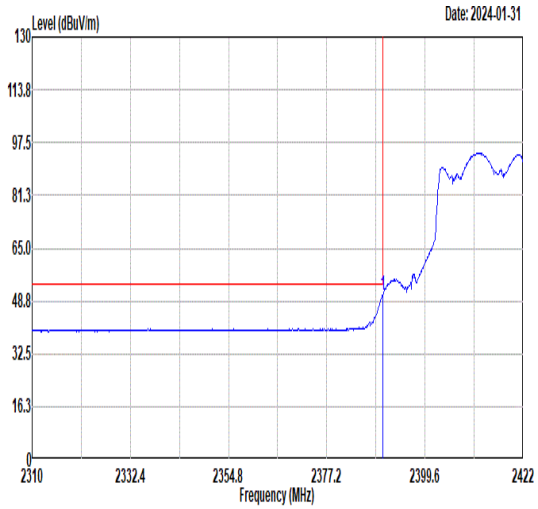 Freq Level Limit Line Margin Read Level Ant Factor Cable Loss Preamp Factor APos TPos Remark MHz dBuV/m dBuV/m dB dBuV dB/m dB dB cm deg 1 2389.97 50.77 54.00 -3.23 47.28 32.36 4.80 33.67 100 292 AVERAGE	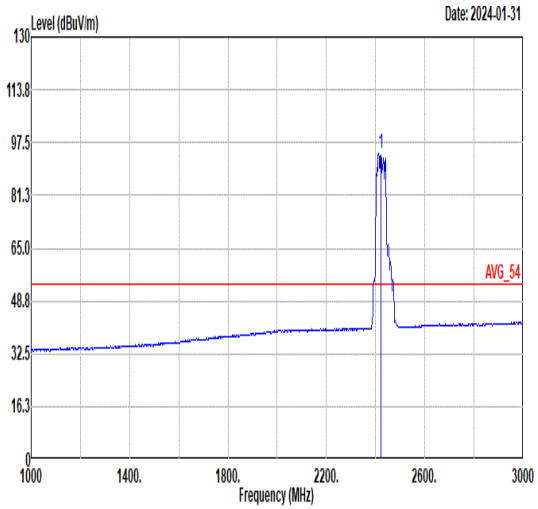 Freq Level Limit Line Margin Read Level Ant Factor Cable Loss Preamp Factor APos TPos Remark MHz dBuV/m dBuV/m dB dBuV dB/m dB dB cm deg 1 2422.00 94.04 ------ ------ 90.50 32.37 4.82 33.65 100 292 AVERAGE

Mode	15	
	Band Edge - R	
	2400-2483.5_802.11ax HE40_CH03_Full RU _2422MHz	
ANT	3+5	
Pol.	Horizontal	Fundamental
Peak	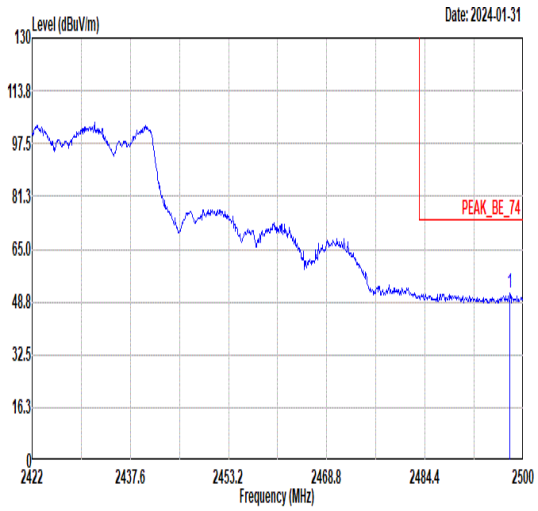 Freq Level Limit Line Margin Read Level Ant Factor Cable Loss Preamp Factor APos TPos Remark MHz dBuV/m dBuV/m dB dBuV dB/m dB dB cm deg 1 2497.89 51.40 74.00 -22.60 47.66 32.40 4.94 33.60 100 292 PEAK	Blank
Avg	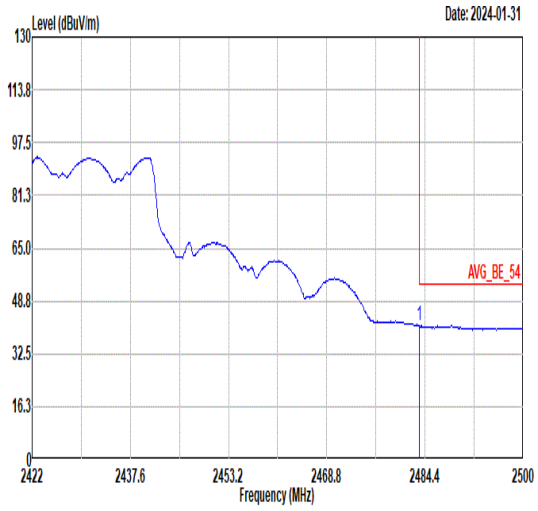 Freq Level Limit Line Margin Read Level Ant Factor Cable Loss Preamp Factor APos TPos Remark MHz dBuV/m dBuV/m dB dBuV dB/m dB dB cm deg 1 2483.54 41.09 54.00 -12.91 37.39 32.39 4.92 33.61 100 292 AVERAGE	Blank

Mode	15	
	Band Edge - L	
	2400-2483.5_802.11ax HE40_CH03_Full RU _2422MHz	
ANT	3+5	
Pol.	Vertical	Fundamental
Peak	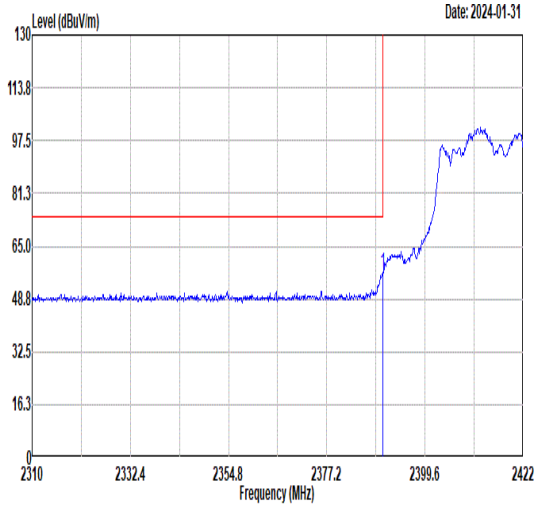 Freq Level Limit Line Margin Read Level Ant Factor Cable Loss Preamp Factor APos TPos Remark MHz dBuV/m dBuV/m dB dBuV dB/m dB dB cm deg 1 2389.97 56.80 74.00 -17.20 53.31 32.36 4.80 33.67 319 278 PEAK	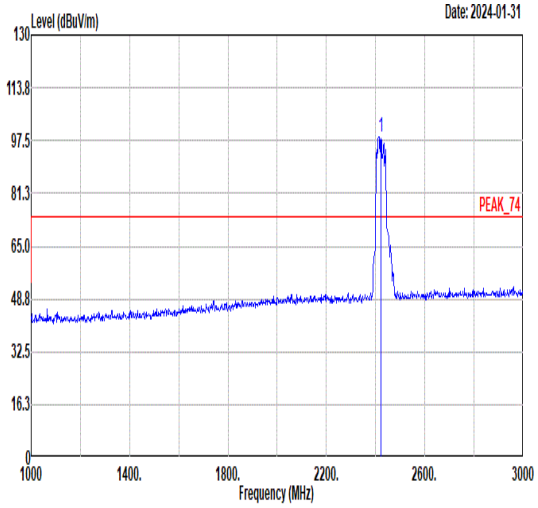 Freq Level Limit Line Margin Read Level Ant Factor Cable Loss Preamp Factor APos TPos Remark MHz dBuV/m dBuV/m dB dBuV dB/m dB dB cm deg 1 2422.00 98.85 ------ ------ 95.31 32.37 4.82 33.65 319 278 PEAK
Avg	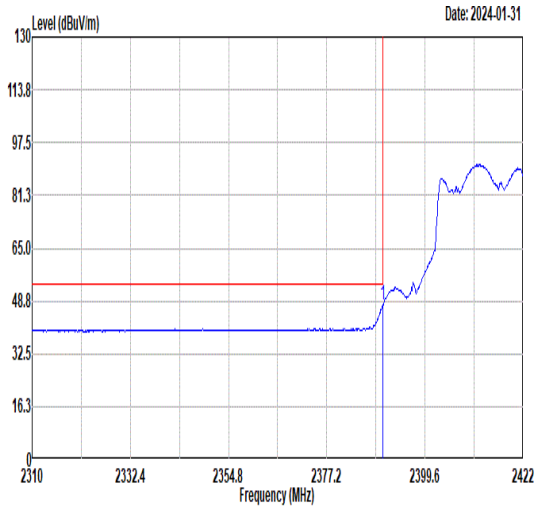 Freq Level Limit Line Margin Read Level Ant Factor Cable Loss Preamp Factor APos TPos Remark MHz dBuV/m dBuV/m dB dBuV dB/m dB dB cm deg 1 2389.97 47.41 54.00 -6.59 43.92 32.36 4.80 33.67 319 278 AVERAGE	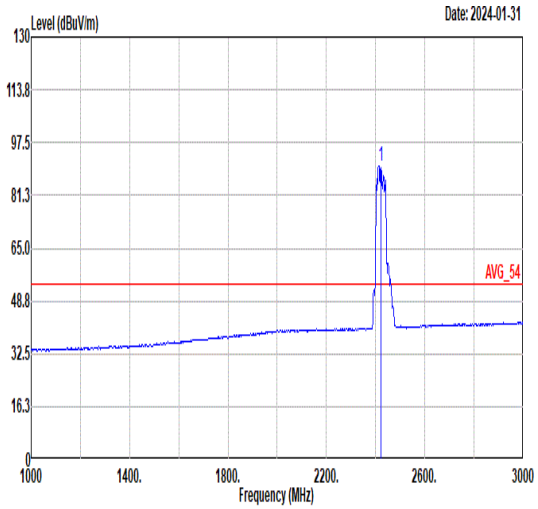 Freq Level Limit Line Margin Read Level Ant Factor Cable Loss Preamp Factor APos TPos Remark MHz dBuV/m dBuV/m dB dBuV dB/m dB dB cm deg 1 2422.00 90.46 ------ ------ 86.92 32.37 4.82 33.65 319 278 AVERAGE

Mode	15	
	Band Edge - R	
	2400-2483.5_802.11ax HE40_CH03_Full RU _2422MHz	
ANT	3+5	
Pol.	Vertical	Fundamental
Peak	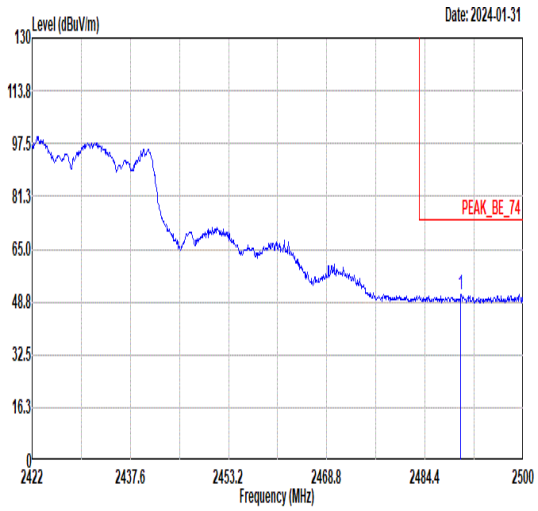 Freq Level Limit Line Margin Read Level Ant Factor Cable Loss Preamp Factor APos TPos Remark MHz dBuV/m dBuV/m dB dBuV dB/m dB dB cm deg 1 2490.09 50.93 74.00 -23.07 47.21 32.40 4.93 33.61 319 278 PEAK	Blank
Avg	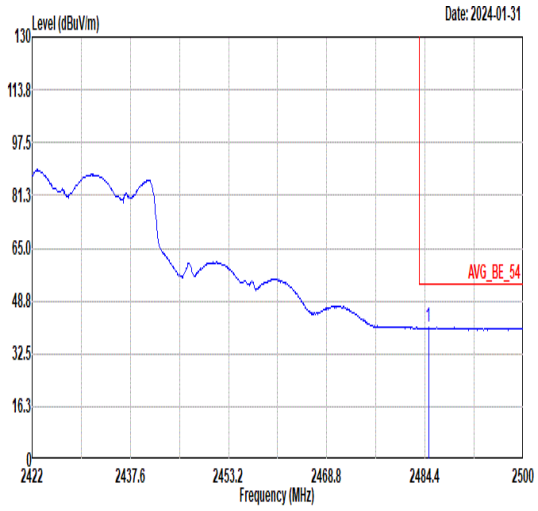 Freq Level Limit Line Margin Read Level Ant Factor Cable Loss Preamp Factor APos TPos Remark MHz dBuV/m dBuV/m dB dBuV dB/m dB dB cm deg 1 2484.95 40.63 54.00 -13.37 36.92 32.40 4.92 33.61 319 278 AVERAGE	Blank

Mode	16	
	Band Edge - L	
	2400-2483.5_802.11ax HE40_CH09_Full RU _2452MHz	
ANT	3+5	
Pol.	Horizontal	Fundamental
Peak	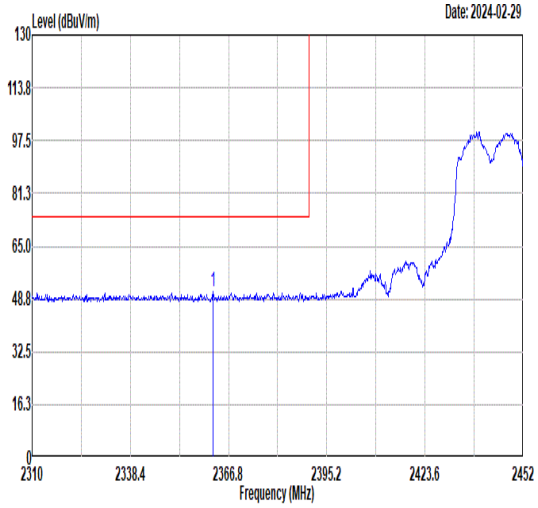 Freq Level Limit Line Margin Read Level Ant Factor Cable Loss Preamp Factor APos TPos Remark MHz dBuV/m dBuV/m dB dBuV dB/m dB dB cm deg 1 2362.40 50.83 74.00 -23.17 47.39 32.35 4.77 33.68 120 126 PEAK	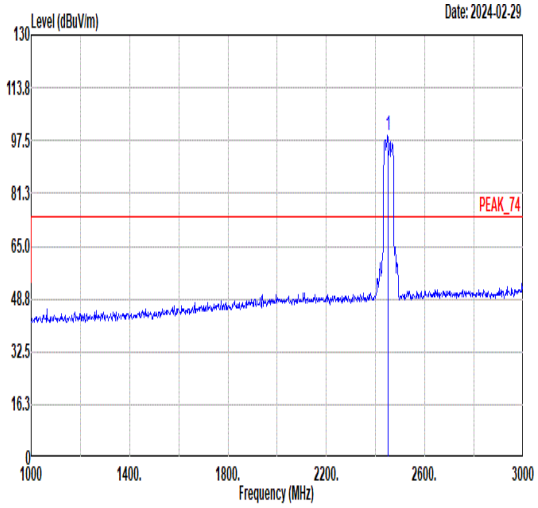 Freq Level Limit Line Margin Read Level Ant Factor Cable Loss Preamp Factor APos TPos Remark MHz dBuV/m dBuV/m dB dBuV dB/m dB dB cm deg 1 2452.00 99.17 ------ ------ 95.55 32.38 4.87 33.63 120 126 PEAK
Avg	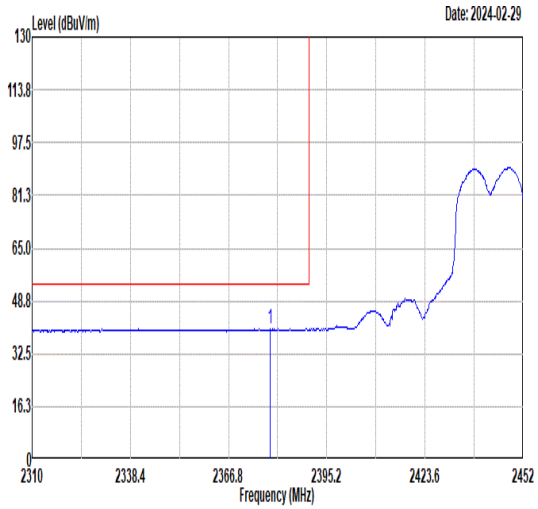 Freq Level Limit Line Margin Read Level Ant Factor Cable Loss Preamp Factor APos TPos Remark MHz dBuV/m dBuV/m dB dBuV dB/m dB dB cm deg 1 2378.73 40.15 54.00 -13.85 36.69 32.35 4.78 33.67 120 126 AVERAGE	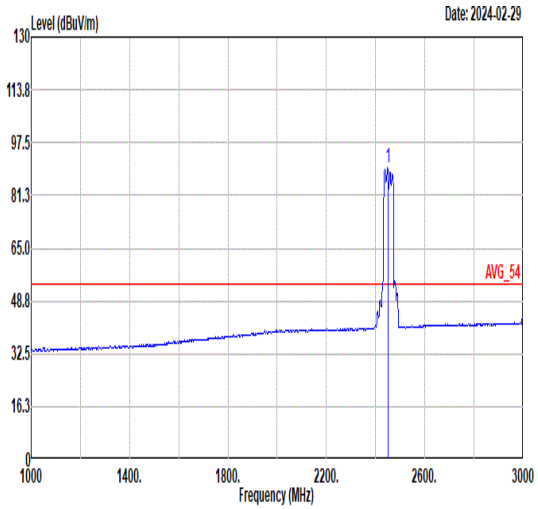 Freq Level Limit Line Margin Read Level Ant Factor Cable Loss Preamp Factor APos TPos Remark MHz dBuV/m dBuV/m dB dBuV dB/m dB dB cm deg 1 2452.00 89.78 ------ ------ 86.16 32.38 4.87 33.63 120 126 AVERAGE

Mode	16	
	Band Edge - R	
	2400-2483.5_802.11ax HE40_CH09_Full RU _2452MHz	
ANT	3+5	
Pol.	Horizontal	Fundamental
Peak	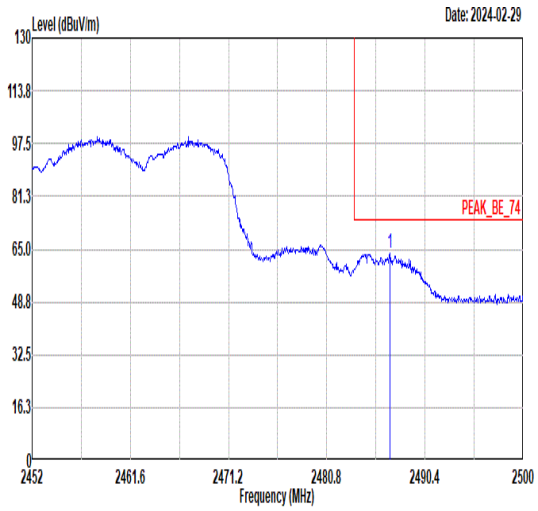 Freq Level Limit Line Margin Read Level Ant Factor Cable Loss Preamp Factor APos TPos Remark MHz dBuV/m dBuV/m dB dBuV dB/m dB dB cm deg 1 2486.94 63.72 74.00 -10.28 60.01 32.40 4.92 33.61 120 126 PEAK	Blank
Avg	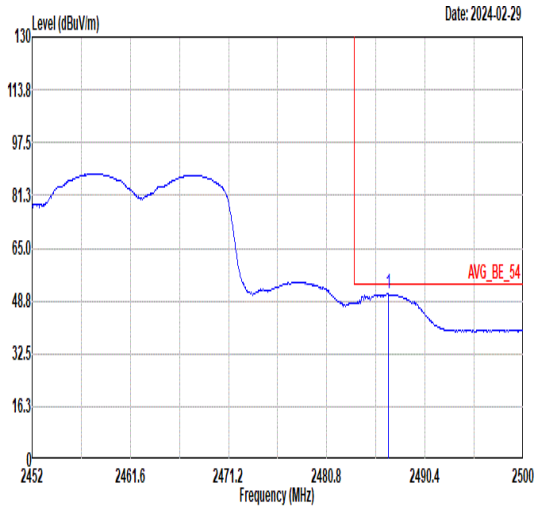 Freq Level Limit Line Margin Read Level Ant Factor Cable Loss Preamp Factor APos TPos Remark MHz dBuV/m dBuV/m dB dBuV dB/m dB dB cm deg 1 2486.85 50.89 54.00 -3.11 47.18 32.40 4.92 33.61 120 126 AVERAGE	Blank

Mode	16	
	Band Edge - L	
	2400-2483.5_802.11ax HE40_CH09_Full RU _2452MHz	
ANT	3+5	
Pol.	Vertical	Fundamental
Peak	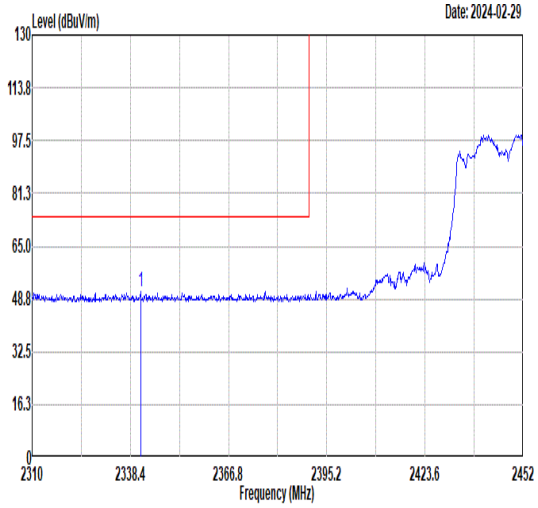 Freq Level Limit Line Margin Read Level Ant Factor Cable Loss Preamp Factor APos TPos Remark MHz dBuV/m dBuV/m dB dBuV dB/m dB dB cm deg 1 2341.38 50.79 74.00 -23.21 47.40 32.34 4.75 33.70 383 242 PEAK	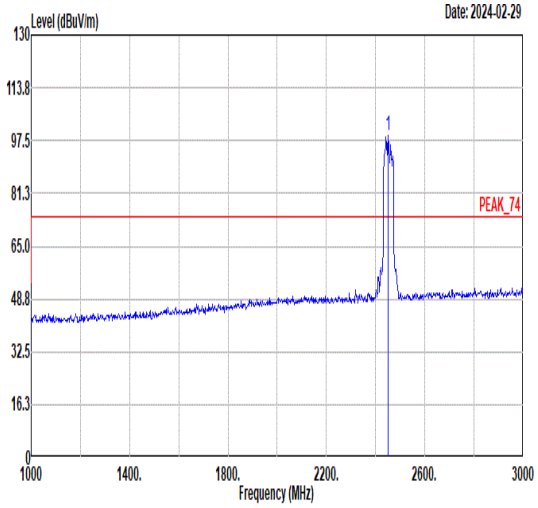 Freq Level Limit Line Margin Read Level Ant Factor Cable Loss Preamp Factor APos TPos Remark MHz dBuV/m dBuV/m dB dBuV dB/m dB dB cm deg 1 2452.00 98.97 ------ ------ 95.35 32.38 4.87 33.63 383 242 PEAK
Avg	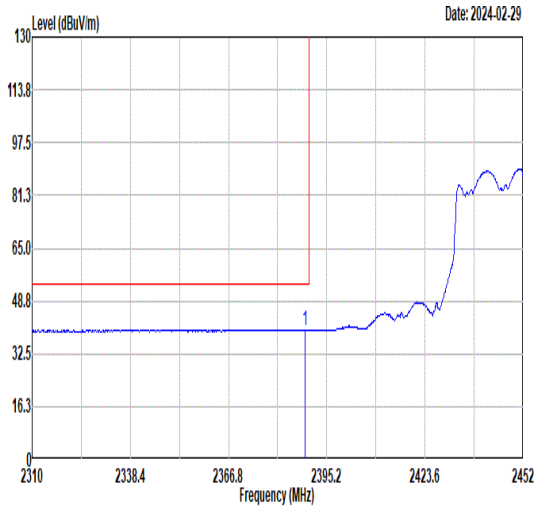 Freq Level Limit Line Margin Read Level Ant Factor Cable Loss Preamp Factor APos TPos Remark MHz dBuV/m dBuV/m dB dBuV dB/m dB dB cm deg 1 2388.81 39.97 54.00 -14.03 36.49 32.36 4.79 33.67 383 242 AVERAGE	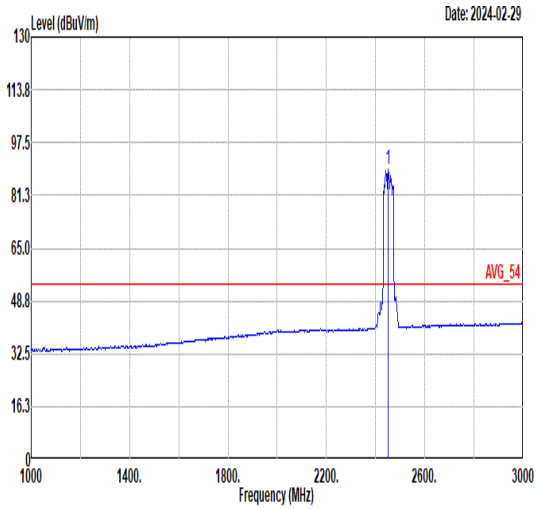 Freq Level Limit Line Margin Read Level Ant Factor Cable Loss Preamp Factor APos TPos Remark MHz dBuV/m dBuV/m dB dBuV dB/m dB dB cm deg 1 2452.00 89.23 ------ ------ 85.60 32.38 4.88 33.63 383 242 AVERAGE

Mode	16	
	Band Edge - R	
	2400-2483.5_802.11ax HE40_CH09_Full RU _2452MHz	
ANT	3+5	
Pol.	Vertical	Fundamental
Peak	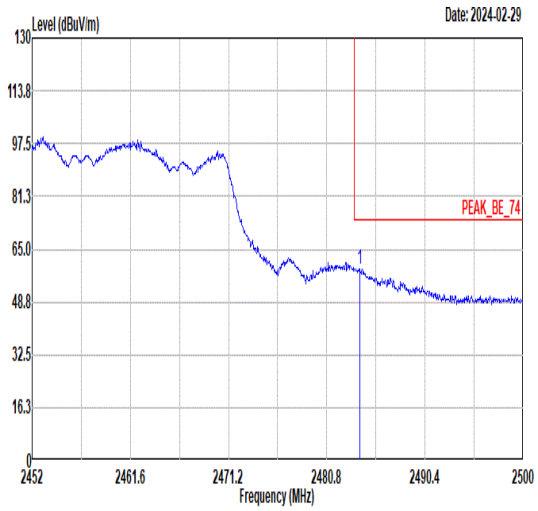 Freq Level Limit Line Margin Read Level Ant Factor Cable Loss Preamp Factor APos TPos Remark MHz dBuV/m dBuV/m dB dBuV dB/m dB dB cm deg 1 2484.06 59.10 74.00 -14.90 55.39 32.40 4.92 33.61 383 242 PEAK	Blank
Avg	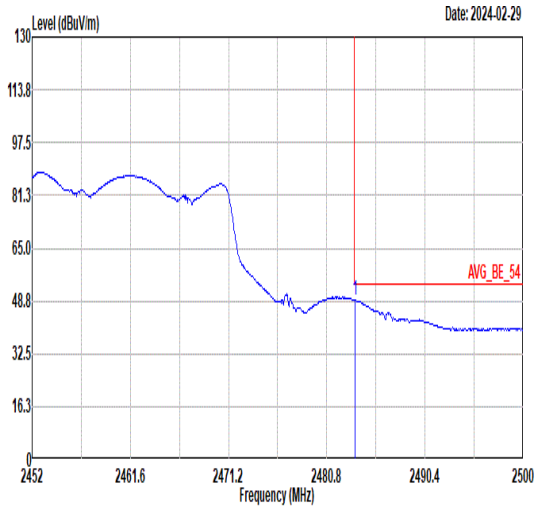 Freq Level Limit Line Margin Read Level Ant Factor Cable Loss Preamp Factor APos TPos Remark MHz dBuV/m dBuV/m dB dBuV dB/m dB dB cm deg 1 2483.58 48.89 54.00 -5.11 45.19 32.39 4.92 33.61 383 242 AVERAGE	Blank

Mode	17	
	Band Edge	
	2400-2483.5_802.11ax HE20_CH01_Partial_RU _2412MHz	
ANT	3+5	
Pol.	Horizontal	Fundamental
Peak	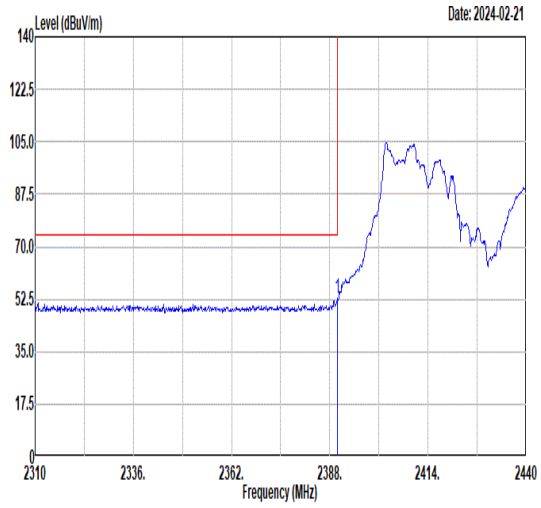 Freq Level Limit Line Margin Read Level Ant Factor Cable Loss Preamp Factor APos TPos Remark MHz dBuV/m dBuV/m dB dBuV dB/m dB dB cm deg 1 2389.95 52.79 74.00 -21.21 49.30 32.36 4.80 33.67 100 10 PEAK	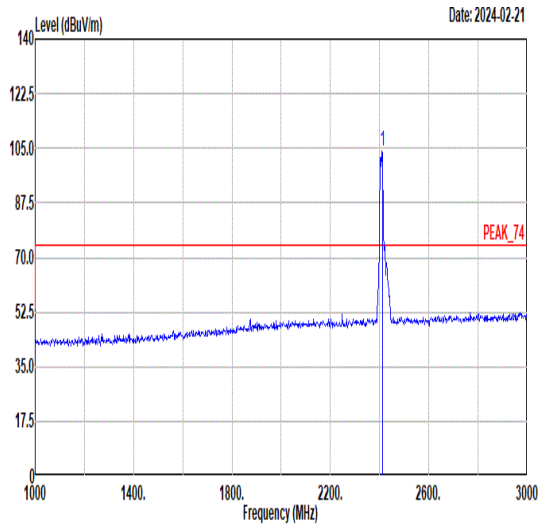 Freq Level Limit Line Margin Read Level Ant Factor Cable Loss Preamp Factor APos TPos Remark MHz dBuV/m dBuV/m dB dBuV dB/m dB dB cm deg 1 2412.00 103.89 ------ ------ 100.36 32.37 4.82 33.66 100 10 PEAK
Avg	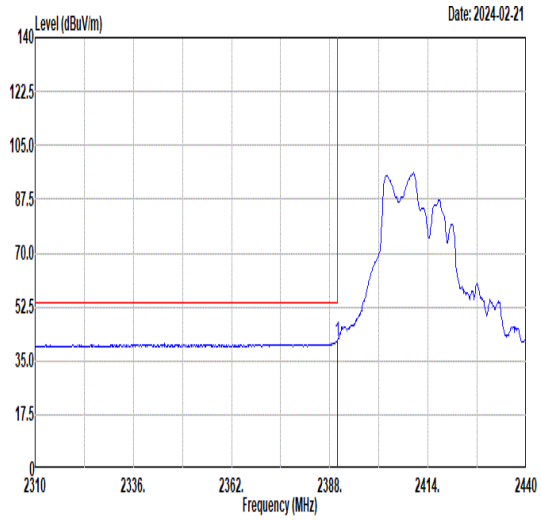 Freq Level Limit Line Margin Read Level Ant Factor Cable Loss Preamp Factor APos TPos Remark MHz dBuV/m dBuV/m dB dBuV dB/m dB dB cm deg 1 2389.95 41.38 54.00 -12.62 37.89 32.36 4.80 33.67 100 10 AVERAGE	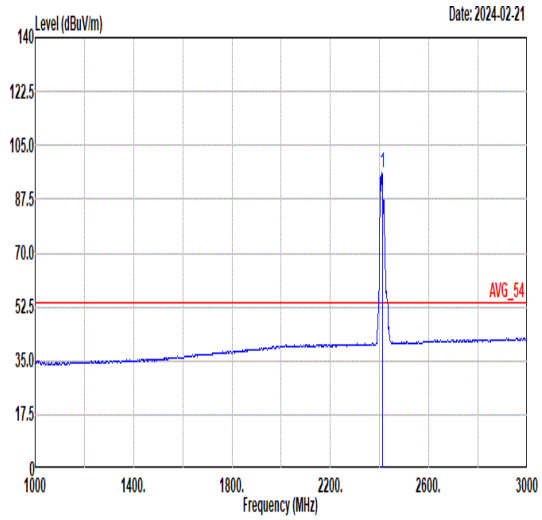 Freq Level Limit Line Margin Read Level Ant Factor Cable Loss Preamp Factor APos TPos Remark MHz dBuV/m dBuV/m dB dBuV dB/m dB dB cm deg 1 2412.00 95.89 ------ ------ 92.36 32.37 4.82 33.66 100 10 AVERAGE

Mode	17	
	Band Edge	
	2400-2483.5_802.11ax HE20_CH01_Partial_RU _2412MHz	
ANT	3+5	
Pol.	Vertical	Fundamental
Peak	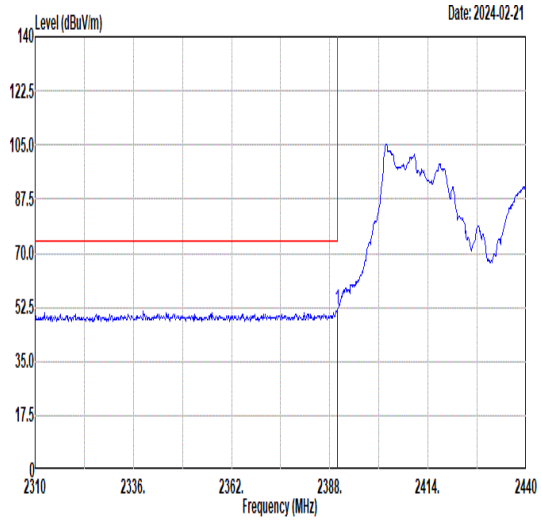 Freq Level Limit Line Margin Read Level Ant Factor Cable Loss Preamp Factor APos TPos Remark MHz dBuV/m dBuV/m dB dBuV dB/m dB dB cm deg 1 2389.95 51.94 74.00 -22.06 48.45 32.36 4.80 33.67 361 238 PEAK	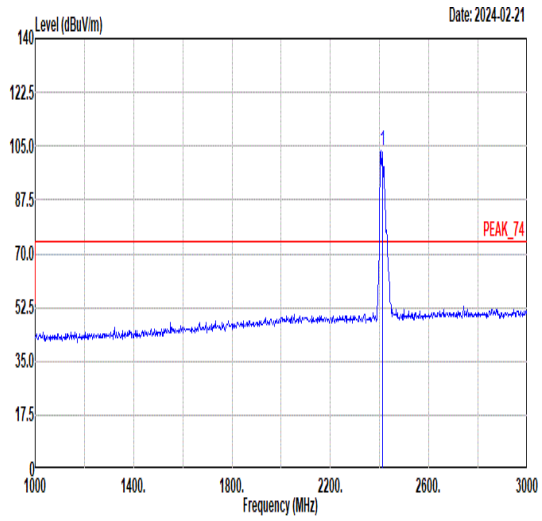 Freq Level Limit Line Margin Read Level Ant Factor Cable Loss Preamp Factor APos TPos Remark MHz dBuV/m dBuV/m dB dBuV dB/m dB dB cm deg 1 2412.00 103.61 74.00 29.61 100.10 32.36 4.81 33.66 361 238 PEAK
Avg	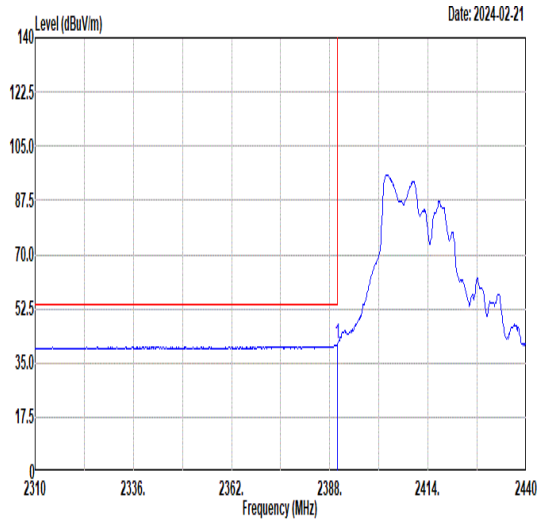 Freq Level Limit Line Margin Read Level Ant Factor Cable Loss Preamp Factor APos TPos Remark MHz dBuV/m dBuV/m dB dBuV dB/m dB dB cm deg 1 2389.95 41.05 54.00 -12.95 37.56 32.36 4.80 33.67 361 238 AVERAGE	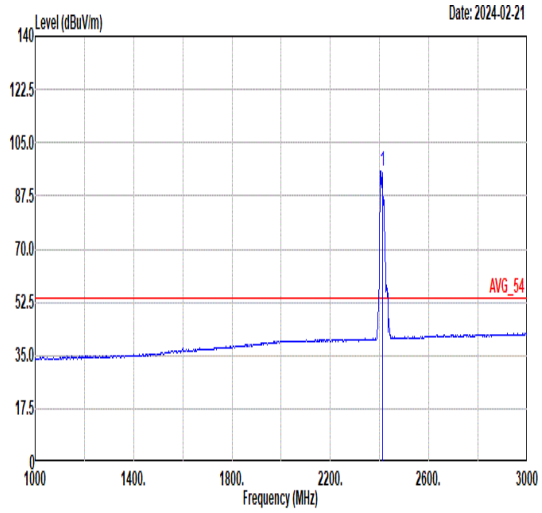 Freq Level Limit Line Margin Read Level Ant Factor Cable Loss Preamp Factor APos TPos Remark MHz dBuV/m dBuV/m dB dBuV dB/m dB dB cm deg 1 2412.00 95.69 ------ ------ 92.18 32.36 4.81 33.66 361 238 AVERAGE

Mode	18	
	Band Edge	
	2400-2483.5_802.11ax HE20_CH11_Partial_RU _2462MHz	
ANT	3+5	
Pol.	Horizontal	Fundamental
Peak	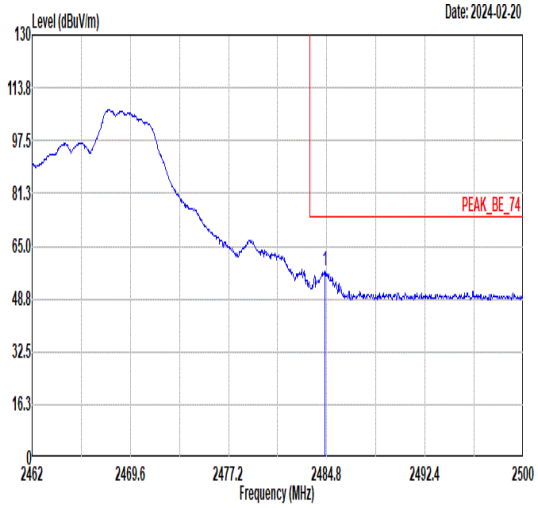 Freq Level Limit Line Margin Read Level Ant Factor Cable Loss Preamp Factor APos TPos Remark MHz dBuV/m dBuV/m dB dBuV dB/m dB dB cm deg 1 2484.65 57.56 74.00 -16.44 53.85 32.40 4.92 33.61 100 132 PEAK	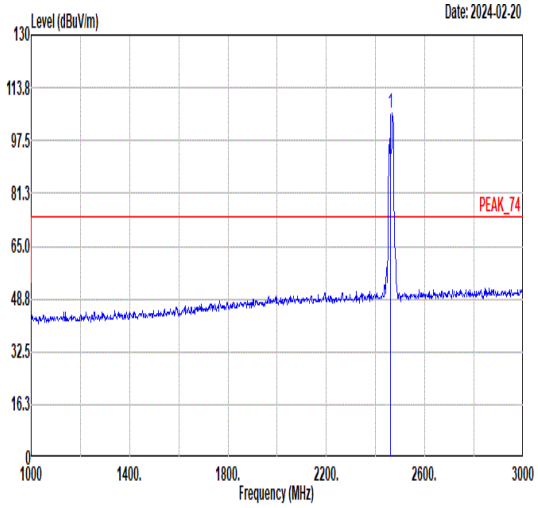 Freq Level Limit Line Margin Read Level Ant Factor Cable Loss Preamp Factor APos TPos Remark MHz dBuV/m dBuV/m dB dBuV dB/m dB dB cm deg 1 2462.00 106.16 ------ ------ 102.49 32.39 4.90 33.62 100 132 PEAK
Avg	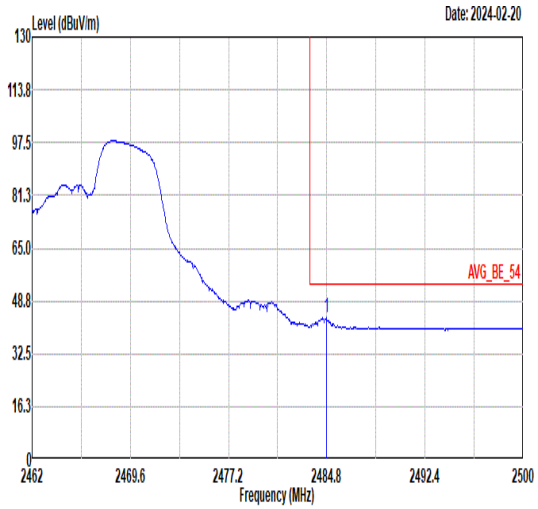 Freq Level Limit Line Margin Read Level Ant Factor Cable Loss Preamp Factor APos TPos Remark MHz dBuV/m dBuV/m dB dBuV dB/m dB dB cm deg 1 2484.76 43.45 54.00 -10.55 39.74 32.40 4.92 33.61 100 132 AVERAGE	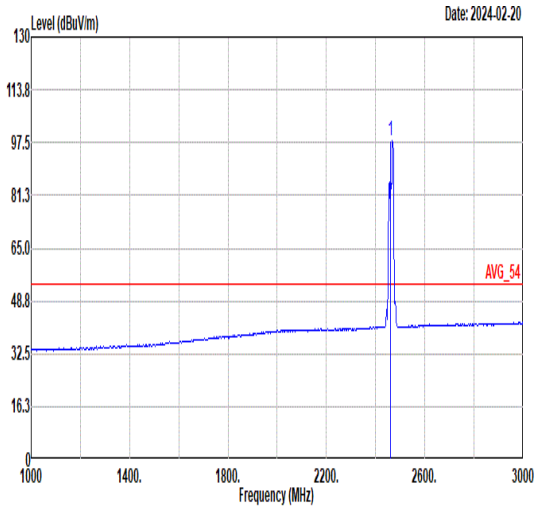 Freq Level Limit Line Margin Read Level Ant Factor Cable Loss Preamp Factor APos TPos Remark MHz dBuV/m dBuV/m dB dBuV dB/m dB dB cm deg 1 2462.00 97.94 ------ ------ 94.27 32.39 4.90 33.62 100 132 AVERAGE

Mode	18	
	Band Edge	
	2400-2483.5_802.11ax HE20_CH11_Partial_RU _2462MHz	
ANT	3+5	
Pol.	Vertical	Fundamental
Peak	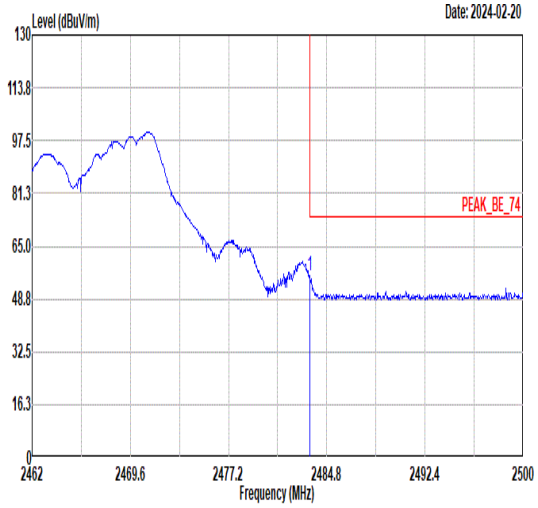 Limit Read Ant Cable Preamp APos TPos Freq Level Line Margin Level Factor Loss Factor Remark MHz dBuV/m dBuV/m dB dBuV dB/m dB dB cm deg 1 2483.51 55.71 74.00 -18.29 52.01 32.39 4.92 33.61 348 219 PEAK	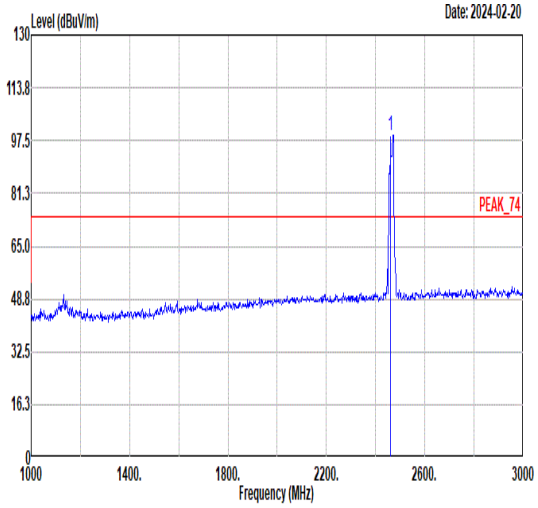 Limit Read Ant Cable Preamp APos TPos Freq Level Line Margin Level Factor Loss Factor Remark MHz dBuV/m dBuV/m dB dBuV dB/m dB dB cm deg 1 2462.00 99.00 ------ ------ 95.33 32.39 4.90 33.62 348 219 PEAK
Avg	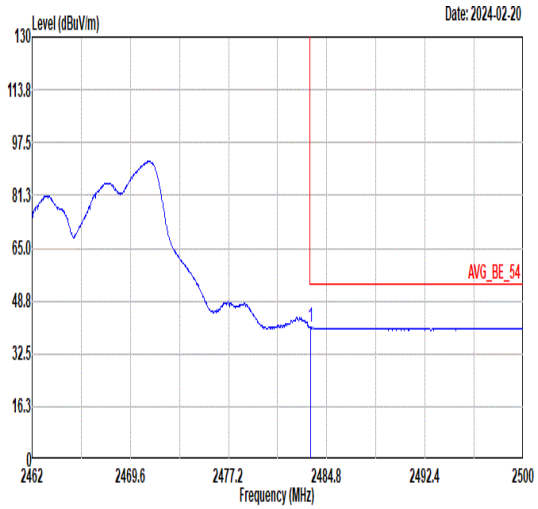 Limit Read Ant Cable Preamp APos TPos Freq Level Line Margin Level Factor Loss Factor Remark MHz dBuV/m dBuV/m dB dBuV dB/m dB dB cm deg 1 2483.55 40.67 54.00 -13.33 36.97 32.39 4.92 33.61 348 219 AVERAGE	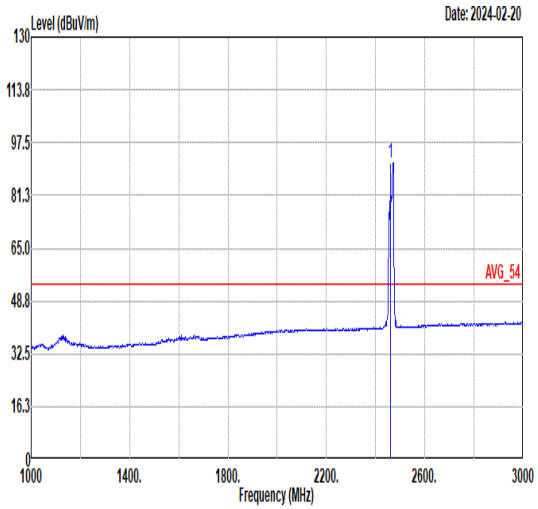 Limit Read Ant Cable Preamp APos TPos Freq Level Line Margin Level Factor Loss Factor Remark MHz dBuV/m dBuV/m dB dBuV dB/m dB dB cm deg 1 2462.00 91.47 ------ ------ 87.80 32.39 4.90 33.62 348 219 AVERAGE

Mode	19	
	LF	
	2400-2483.5_802.11ax HE20_CH01_Full RU _2412MHz	
ANT	3+5	
Pol.	Horizontal	Vertical
QP/Peak	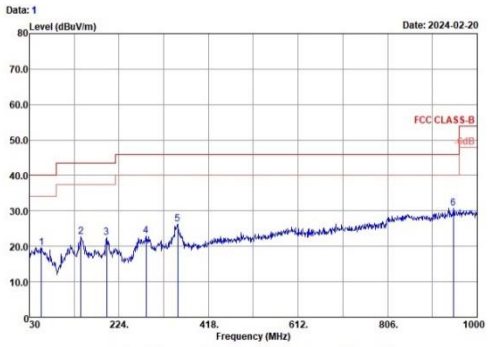 Freq Level Over Limit Limit Line ReadLevel Antenna Factor Cable Loss Preamp Factor A/Pos T/Pos Remark MHz dBuV/m dB dBuV/m dBuV dB/m dB dB cm deg 1 56.19 19.60 -20.40 40.00 34.48 19.26 0.76 34.90 --- --- Peak 2 141.55 22.78 -20.72 43.50 37.98 18.27 1.25 34.72 --- --- Peak 3 196.84 22.47 -21.03 43.50 39.53 16.17 1.47 34.70 --- --- Peak 4 283.17 22.95 -23.05 46.00 37.24 18.60 1.75 34.64 --- --- Peak 5 351.07 26.34 -19.66 46.00 38.76 20.24 1.94 34.60 --- --- Peak 6 948.59 30.84 -15.16 46.00 32.14 29.74 3.26 34.30 --- --- Peak	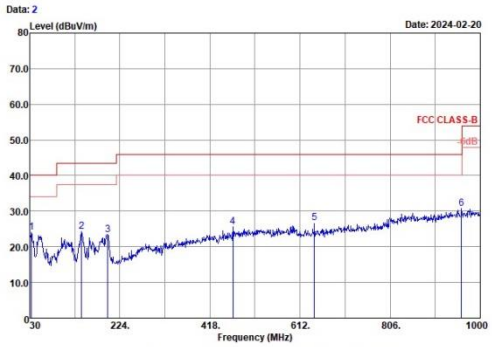 Freq Level Over Limit Limit Line ReadLevel Antenna Factor Cable Loss Preamp Factor A/Pos T/Pos Remark MHz dBuV/m dB dBuV/m dBuV dB/m dB dB cm deg 1 33.88 24.08 -15.92 40.00 39.95 18.46 0.57 34.90 --- --- Peak 2 141.55 24.36 -19.14 43.50 39.56 18.27 1.25 34.72 --- --- Peak 3 197.81 23.50 -20.00 43.50 40.62 16.11 1.47 34.70 --- --- Peak 4 467.47 25.65 -20.35 46.00 34.91 22.96 2.28 34.50 --- --- Peak 5 643.04 26.71 -19.29 46.00 32.30 26.23 2.69 34.51 --- --- Peak 6 959.26 30.67 -15.33 46.00 31.86 29.81 3.28 34.28 --- --- Peak