

Magene L308

Intelligent Expression Tail Light

Quick Start Guide



PACKAGE CONTENTS

■ Seat Post



Product body*1



Mounting bracket*1



Seat rod pad*1



Rubber band*3

■ Saddle



Product body*1



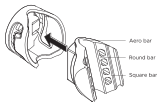
Mounting bracket*1



Hexagonal wrench*1

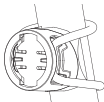
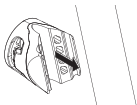
EQUIPMENT INSTALLATION

Seat Post



1. Choose the suitable position for the rubber pad according to the shape of your seat post, and place the rubber pad on the back of the fixing bracket.

2. Place the mounting bracket and rubber pad onto the seat post.



3. Secure it with rubber bands.

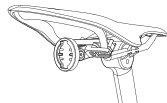
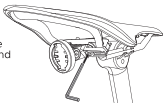
4. Make sure the device button is facing up and match the back buckle with the slot of the fixing seat. Rotate clockwise to the fastening position. At this time, the USB interface of the product should be located at the bottom, which is the standard use direction of the product.



EQUIPMENT INSTALLATION

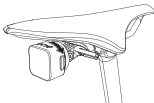
Saddle

1. Insert the groove of the saddle bracket into the saddle bow and fasten it with an Allen wrench.



2. Adjust the angle of the base and tighten the screw to fit your use.

3. Make sure the device button is facing up and match the back buckle with the slot of the fixing seat. Rotate clockwise to the fastening position. At this time, the USB interface of the product should be located at the bottom, which is the standard use direction of the product.



INSTRUCTIONS FOR USE

1. Press and hold the power button to turn on/off.
2. Single-click the power button to cycle through modes.
3. Double-click the power button to display remaining battery power.
4. Mode memory function will keep the same mode that was last used when the tail light is turned on again.
5. Built-in accelerometers will enter sleep mode after a long period of inactivity.
6. Built-in accelerometers will light up the tail light when braking.

Note: Please ensure that the product has sufficient battery power before riding.

APP UPDATE AND SETTINGS

In order to use the L308 smart tail light more comprehensively, please scan the QR code on the right and download the [Onelap Fit APP].

With the app, you can upgrade the firmware, design graphics, and customize modes for the device.



PRODUCT SPECIFICATION

Model Number	P0108012
Battery Type	Built-in rechargeable lithium battery / 380mA
Operating Temperature Range	-10°C-50°C (14°F-122°F)
Charging Temperature Range	0°C-45°C (32°F-113°F)
Applicable Voltage	DC 5V
Communication Protocol	Bluetooth
Waterproof Level	IPX6
Connecting Distance	Bluetooth 10m
Strap Length	64-86—(± 2cm)
Frequency Range	2.402GHz-2.480GHz
MAX EIRP	4dBm

SAFETY AND PRODUCT INFORMATION NOTICE



Warning

Failure to observe the following potential hazards may result in serious injury or even fatal accidents.

Attention Warning

- If the device is used properly, it can enhance your cycling experience. However, improper use may result in distractions and serious personal injury.
- Only use the device to quickly obtain information. Always pay attention to your surroundings and do not allow the device to distract you for extended periods of time.
- Overly focusing on the device may cause you to overlook obstacles or dangers. Your use of this device is at your own risk, so please use it reasonably and cautiously.

Cycling Warning

- Please maintain your best attention and judgment to cycle in the safest way possible.
- Make sure your bike and all its components are well maintained and that all parts are installed correctly.

Battery Warning

Failure to observe the following potential hazards may result in serious injury or even fatal accidents.

This product uses a rechargeable lithium battery. Failure to comply with the following guidelines may shorten the battery life inside the device or lead to equipment damage, fire, chemical burns, electrolyte leakage, and risk of injury.

- Do not disassemble, modify, pierce, squeeze or damage the battery to prevent danger.
- Do not expose the device and battery to flames, explosions, or other hazards.
- Do not store the device in a high-temperature environment, such as a dryer or a car parked under direct sunlight.
- Do not immerse the battery in water or other liquids.
- Do not perform frequent excessive charging operations.
- Do not charge the battery near a source of heat or under extreme hot conditions.
- Strictly follow the charging requirements to prevent danger caused by excessive current.
- If the product is not in use for a long time, it is recommended to fully charge the battery for storage to extend its life span.

WARRANTY CLAUSE

Three guarantees include:

- The product has passed strict quality inspection. According to the warranty card instructions, we provide free repairs for failures caused by product quality problems during the warranty period under normal use.
- Within 7 days from the date of purchase (inclusive), unconditional return and exchange for quality problems with the product itself.

- The warranty period for the product host is 12 months from the date of purchase, and 3 months for other accessories, based on the warranty time of the electronic warranty card. In case of any conflict with local laws and regulations, local laws and regulations shall prevail.
- The product warranty repair requires the use of original packaging and designated logistics transportation. Otherwise, the user will bear the transportation costs or losses caused by transportation.

The following situations are not within the scope of the warranty:

- Exceeding the warranty period.
- Any damage caused by improper use, maintenance, and storage.
- Product damage caused by not following the instruction manual or installation instructions.
- Unauthorized repairs, misuse, collisions, negligence, abuse, liquid entry, accidents, modifications, unclear use of non-product accessories.
- No electronic warranty card or valid invoice.
- The product number or code on the electronic warranty card does not match the physical product.
- Failures and damage caused by factors other than the product's own design, manufacturing, and quality issues.
- Wear and tear caused by normal use, dirt such as scratches, and damage caused by human factors such as contact with chemicals, sharp objects, falling, and squeezing.
- Damage caused by force majeure.

Product after-sales service period:

- Our company provides lifetime after-sales service for products.
- After the product warranty period has expired, only the cost fee will be charged for product repairs, and only the labor and parts cost will be charged for human damage repairs.

Please leave accurate name and contact information when sending your device for repairs, so that the repair center can contact you promptly for pickup.

Our company reserves the right to modify and interpret the above content.

FCC STATEMENT

Any Changes or modifications not expressly approved by the party responsible for compliance could void the user's authority to operate the equipment. This device complies with part 15 of the FCC Rules. Operation is subject to the following two conditions:

- (1) This device may not cause harmful interference.
- (2) This device must accept any interference received, including interference that may cause undesired operation.

NOTE: The manufacturer is not responsible for any radio or TV interference caused by unauthorized modifications or changes to this equipment. Such modifications or changes could void the user's authority to operate the equipment.

However, there is no guarantee that interference will not occur in a particular installation. If this equipment does cause harmful interference to radio or television reception, which can be determined by turning the equipment off and on, the user is encouraged to try to correct the interference by one or more of the following measures.

- Reorient or relocate the receiving antenna.
- Increase the separation between the equipment and receiver.
- Connect the equipment into an outlet on a circuit different from that to which the receiver is connected.
- Consult the dealer or an experienced radio/TV technician for help.

RF warning:

The device has been evaluated to meet general RF exposure requirement. The device can be used in portable exposure condition without restriction.

CE DECLARATION OF CONFORMITY

Hereby, Qingdao Magene Intelligence Technology Co.,Ltd. declares that this product is in compliance with the Directive 2014/53/EU. The full text of the EU declaration of conformity is available at the following internet address:
<https://magenefitness.com/certificate.html>

UK DECLARATION OF CONFORMITY

Hereby, Qingdao Magene Intelligence Technology Co., Ltd. declares that this product is in compliance with The Radio Equipment Regulations 2017. The full text of the declaration of conformity is available at the following internet address: <https://magenefitness.com/certificate.html>

RECYCLING/LICENSES

WEEE(Waste Electronic Electric Equipment) European Directive 2012/19/EU



This symbol on the product or on its packaging indicates that this product must not be disposed of with your household waste. Instead, it is your responsibility to dispose of your waste equipment by handing it over to a designated collection point for the recycling of waste electrical and electronic equipment. The separate

collection and recycling of your waste equipment at the time of disposal will help to conserve natural resources and ensure that it is recycled in a manner that protects human health and the environment. For more information about where you can drop off your waste equipment for recycling, please contact your local city office, your household waste disposal service or the shop where you purchased the product.





Batteries



In accordance with the Battery Directive, used batteries should not be disposed of in the domestic waste. Dispose your batteries in the collection containers specific for this purpose in retail stores.



Magene Intelligent Expression Tail Light

Model	P0108012
Nominal Voltage	5V
Nominal Capacity	380mAh
Ref.Weight	23g
Manufacturer	Qingdao Magene Intelligence Technology Co., Ltd.
Address	No.2 AWS, Licang District, Qingdao Shandong China
<div>EC REP</div>	WSJ Product LTD (for authorities only)
	Eschborner Landstraße 42-50
	60489 Frankfurt am Main, Hessen, Germany
<div>UK REP</div>	UK Authorised Representative:
	WSJ Product LTD,
	Unit 1 Alsop Arcade, brownlow hill, Liverpool, L3 5TX, GB
<div></div>	

P0108012
Q/MG 03012

Qingdao Magene Intelligence Technology Co.,Ltd.

No.2 AWS,Licang District,Qingdao,Shandong,China

www.magene.com

support@magene.com

V1.0

