



# Lenovo Legion Play


## Quick Start Guide

Lenovo L71051

 Read this guide carefully before using your device.



# Reading before using your device

 This product is not intended for use by children and toddlers under 14 years of age.

## Reading first - regulatory information

Be sure to read the *Regulatory Notice* for your country or region before using the wireless devices contained in your Lenovo Gaming Tablet. To obtain a PDF version of the *Regulatory Notice*, go to [lenovomobilesupport.lenovo.com](http://lenovomobilesupport.lenovo.com). Some regulatory information is also available in **Settings > Device Info > Regulatory labels** on your gaming tablet.

## Getting support

To get support on network service and billing, contact your wireless network operator. To learn how to use your gaming tablet and view its technical specifications, go to [lenovomobilesupport.lenovo.com](http://lenovomobilesupport.lenovo.com).

## Accessing your *User Guide*

Your *User Guide* contains detailed information about your gaming tablet. To access your *User Guide*, go to [lenovomobilesupport.lenovo.com](http://lenovomobilesupport.lenovo.com) and follow the instructions on the screen.

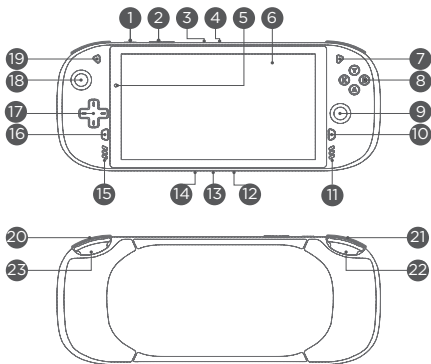
## Legal notices

Lenovo and the Lenovo logo are trademarks of Lenovo in the United States, other countries, or both.


Other company, product, or service names may be trademarks or service marks of others.

For additional legal notices, refer to the *User Guide* for your gaming tablet. See “Accessing your *User Guide*” for additional information.

# Device overview


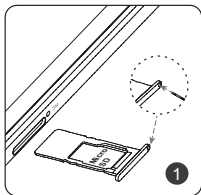


- |                     |                 |                 |                     |
|---------------------|-----------------|-----------------|---------------------|
| 1 Power key         | 2 Volume key    | 3 Microphone    | 4 Card tray         |
| 5 Infrared sensor   | 6 Touch Panel   | 7 Menu key      | 8 ABYX function key |
| 9 Joystick cap      | 10 Home key     | 11 Speaker      | 12 Headset Jack     |
| 13 Type-C connector | 14 Microphone   | 15 Speaker      | 16 Screenshot key   |
| 17 Direction key    | 18 Joystick cap | 19 Function key | 20 R1 key           |
| 21 L1 key           | 22 L2 key       | 23 R2 key       |                     |

 All pictures and illustrations in this document are for your reference only and may differ from the final product.  
Type-C connector can support the screen projection with the USB cable.

## Installing Micro SD card

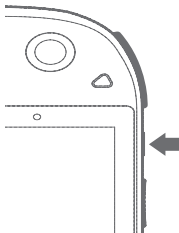
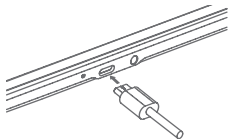
Install the Micro SD card as shown.



- ⓘ Power off the device before inserting or removing the Micro SD card.

## Charging your device

Charge your gaming tablet as shown.

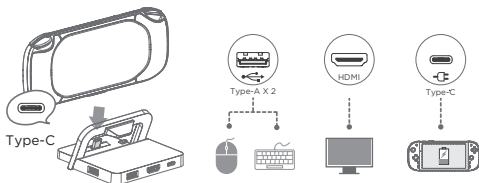


## Turning on

Press and hold the Power button until the screen lights up.

## \* Dock

Use the Dock to connect your gaming tablet to external devices such as projectors, TVs, mouse and keyboard.



- In addition to the gaming tablet, Dock, and external display, you will also need a HDMI cable.
- The two Type-A ports are standard USB 2.0 ports, and only support USB 2.0 devices such as mouse and keyboard. The portable hard disks are not supported.

\* Applies to the product with specific configuration.

# Important safety and handling information

## Operating temperature

Ideal operating temperatures are 0 °C to 35 °C. Ideal storage temperatures are -20 °C to +45 °C. Extreme heat or cold may damage your device or accessories.

## Plastic bag notice

**Danger:** Plastic bags can be dangerous. Keep plastic bags away from babies and children to avoid danger of suffocation.

## Battery safety

Before assembling, charging or using your mobile device for the first time, please read the important safety and handling information provided with your product.

If your mobile device becomes unresponsive, press and hold the Power button until the screen goes dark and your device restarts.

For your safety, the battery in your mobile device should only be removed by a Lenovo approved service center or independent qualified professional.

### **Warning:**

- Don't try to remove or replace the battery yourself—doing so may damage the battery and could cause burning and injury.
- Don't crush, bend, or expose your mobile device to heat or liquid. This may damage the battery and could cause burning and injury.
- Don't try to dry your mobile device using a microwave oven, conventional oven, or dryer.

## Battery charging

Charge your mobile device using a compatible Lenovo charger or a high-power USB port on a PC.

- Don't charge the mobile device in an environment with extremely high or low temperature.
- Only use Lenovo approved batteries, which contain safety circuitry and are designed to give the best performance in your mobile device.

- Don't use a damaged charger or charger cable to charge your device.
- Don't use tools, sharp objects, or excessive force to clean the USB port, as this may damage your mobile device.
- Don't try to charge your mobile device when it's wet.

Other brand class 2 Limited Power Source USB chargers that comply with USB 1.1, 2.0, 3.0, or greater, and comply with EN301489-34, IEC/EN60950-1 or equivalent can be used. Chargers that do not comply with these standards may be unsafe and may cause slow charging, product damage, or reduced gaming tablet performance.

## **Warning about high volume usage**

To prevent possible hearing damage, do not listen at high volume levels for long periods. Ensure your player at low volume levels or power off before you leaving. Fully understand user manual before use.



## **Disposing according to local laws and regulations**

When the Lenovo gaming tablet reaches the end of its useful life, do not crush, incinerate, immerse in water, or dispose of the Lenovo gaming tablet in any manner contrary to local laws and regulations. Some internal parts contain substances that can explode, leak, or have an adverse environmental effect if disposed of incorrectly. See "Recycling and environmental information" for additional information.

## **User privacy**

When this product is turned on for the first time (and is connected to the internet), the international mobile station equipment identity (IMEI) number or serial number (SN) of this product together with the information about the country and city where this product is first activated will be registered with Lenovo; this will be a one-time registration. Confirming the mobile phone/tablet's activation will facilitate after-sales service to you by verifying the product's authenticity. For the registration, the data transmitted is less than 1KB.

## **Eye Protection and Safety Information**

While concentrating on the performance capabilities of its screens, Lenovo also places importance on user's eye health.

To minimize eyestrain, you can adjust your habits of screen use to let your eyes relax and recover. Here are some ways that you can do this:

Recommended viewing distance - The recommended viewing distance between the eye and the display screen is 40-50cm.

Break times - Take some time away from the screen, especially if you are using for long periods of time. Generally, taking short breaks (say for 10 mins) after half an hour of continuous use is recommended.

Looking at distant objects - Rest your eyes periodically by focusing on objects that are far away.

Eye exercises - Specific exercises can reduce eye strain and keep your eyes healthy.



# Service and support information

The following information describes the technical support that is available for your product, during the warranty period or throughout the life of your product. Contact your Lenovo reseller for a full explanation of warranty terms.

## Lenovo Limited Warranty (LLW) notice

**Important:** Lenovo Gaming Tablet Products do not have International Warranty Services.

## Warranty period for your product

Country or region	Warranty period (months) Handset/Charger/Earphone/ USB Cable/Non-Removable Battery/Removable Battery
India, United Arab Emirates, Oman, Qatar, Kuwait, Bahrain, Kenya, Egypt, Lebanon, Jordan, Morocco, Angola, Mauritius, Ghana, Uganda, Tanzania, Botswana, Zimbabwe, Namibia, Nigeria, Ethiopia, Zambia, Tunisia, Mozambique, Algeria, Pakistan, Bangladesh	12/6/6/6/12/6
Russia, Ukraine	12/12/3/12/12/6
Chile, Colombia, Mexico, Brazil, Peru, Argentina, Paraguay, Honduras, El Salvador, Ecuador, Uruguay, Costa Rica, Guatemala, Nicaragua, Puerto Rico, Canada, United States, Indonesia, Vietnam	12/12/12/12/12/12
Cambodia, Macau, Japan, Australia, New Zealand	12/12/12/12/12/6

Country or region	Warranty period(months) Handset/Charger/Earphone/ USB Cable/Non-Removable Battery/Removable Battery
Saudi Arabia	24/6/6/6/24/6
South Africa, Turkey, Portugal, France, Spain	24/24/24/24/24/24
United Kingdom, Ireland	24/12/12/12/12/12
Romania, Hungary, Bulgaria, Greece, Slovakia, Slovenia, Serbia, Croatia, Cyprus, Czech Republic	24/24/24/24/24/12
Austria, Poland, Netherlands, Belgium, Norway, Denmark, Sweden, Finland, Italy, Germany, Lithuania, Estonia, Latvia, Switzerland	24/12/12/12/24/12
Montenegro, Albania, Macedonia, Bosnia and Herzegovina	24/12/6/12/12/6
Singapore, Hong Kong, Malaysia, Thailand, Taiwan, Myanmar, Philippines	12/6/3/6/12/6



For the warranty details, contact your Lenovo approved Service Providers.

# Recycling and environmental information

## General recycling statement

Lenovo encourages owners of information technology (IT) equipment to responsibly recycle their equipment when it is no longer needed.

Lenovo offers a variety of programs and services to assist equipment owners in recycling their IT products. For information on recycling Lenovo products, go to <http://www.lenovo.com/recycling>.

## Important battery and WEEE information



Batteries and electrical and electronic equipment marked with the symbol of a crossed-out wheeled bin may not be disposed as unsorted municipal waste. Batteries and waste of electrical and electronic equipment (WEEE) shall be treated separately using the collection framework available to customers for the return, recycling, and treatment of batteries and WEEE. When possible, remove and isolate batteries from WEEE prior to placing WEEE in the waste collection stream. Batteries are to be collected separately using the framework available for the return, recycling, and treatment of batteries and accumulators. Country-specific information is available at: <http://www.lenovo.com/recycling>

## Recycling information for India

Recycling and disposal information for India is available at:

[https://www3.lenovo.com/us/en/social\\_responsibility/sustainability/ptb\\_india](https://www3.lenovo.com/us/en/social_responsibility/sustainability/ptb_india)

## Battery recycling information for the European



# **Restriction of Hazardous Substances Directive (RoHS)**

## **European Union**

Lenovo products sold in the European Union, on or after 3 January 2013 meet the requirements of Directive 2011/65/EU on the restriction of the use of certain hazardous substances in electrical and electronic equipment ("RoHS recast" or "RoHS 2"). For more information about Lenovo progress on RoHS, go to:

[https://www3.lenovo.com/us/en/pdf/41A7733\\_RoHS-REACH\\_Eng\\_Spec.pdf](https://www3.lenovo.com/us/en/pdf/41A7733_RoHS-REACH_Eng_Spec.pdf)

## **India**

RoHS compliant as per E-Waste (Management & Handling) Rules, 2011.

## **Vietnam**

Lenovo products sold in Vietnam, on or after September 23, 2011, meet the requirements of the Vietnam Circular 30/2011/TT-BCT ("Vietnam RoHS").

## **Ukraine**

Цим підтверджуємо, що продукція Леново відповідає вимогам нормативних актів України, які обмежують вміст небезпечних речовин

## **Singapore**

Lenovo products sold in Singapore, on or after June 1, 2017, meet the requirements of Government Gazette order No. S 263/2016 Restriction of Hazardous Substances in Electrical and Electronic Equipment in Singapore ("SG-RoHS").

## **Turkey**

The Lenovo product meets the requirements of the Republic of Turkey Directive on the Restriction of the Use of Certain Hazardous Substances in Waste Electrical and Electronic Equipment (WEEE).

Türkiye AEEE Yönetmeliğine Uygunluk Beyanı

Bu Lenovo ürünü, T.C. Çevre ve Orman Bakanlığı'nın "Atık Elektrikli ve Elektronik Eşya Bazı Zararlı Maddelerin Kullanımının Sınırlandırılmasına Dair Yönetmelik (AEEE)" direktierine uygundur.

AEEE Yönetmeliğine Uygundur.

# European Union (EU) / United Kingdom (UK) compliance statement



LENOVO PC HK LIMITED declares that the radio equipment is in compliance with the EU Radio Equipment Directive 2014/53/EU, as well as the UK Radio Equipment Regulations SI 2017 No. 1206.

The full text of the system declarations of conformity are available at: <https://www.lenovo.com/us/en/compliance/eu-doc> for EU and <https://www.lenovo.com/us/en/compliance/uk-doc> for UK.

## Restrictions of Use

This product may be used in the following countries or regions subject to the following restrictions. For products that support Wi-Fi 802.11a/ac (as defined in your product information): Outside the United States, this device is restricted to indoor use when operating in the 5.15 to 5.35 GHz (802.11a) Wi-Fi frequency band.

	AT	BE	BG	CH	CY	CZ	DE	DK	EE	EL	ES	FI
	FR	HR	HU	IE	IS	IT	LI	LT	LU	LV	MT	NL
	NO	PL	PT	RO	SE	SI	SK	TR	UK	UK (NI)		

## Supported Frequencies and Power

This device is capable of operation on the following frequencies, subject to location and network availability.

Operating Mode	Frequency Bands	Maximum nominal Transmit Power (EIRP) dBm
Bluetooth	2400 - 2483.5	20
WLAN	2400 - 2483.5	20
WLAN	5150 - 5250	23
WLAN	5250 - 5350	23
WLAN	5470 - 5725	23
WLAN	5725 - 5850	14

- ⓘ The above information is for EU countries only. Please refer to the actual product for supported frequency bands in other countries.

## Specific Absorption Rate information



This product meets the applicable national or international RF exposure guidance (SAR guideline) when used normally against your head or, when worn or carried, at a distance of 5 mm from the body. The SAR guideline includes a considerable safety margin designed to assure the safety of all persons, regardless of age and health.

### Specific absorption rate (ICNIRP)

YOUR MOBILE DEVICE MEETS INTERNATIONAL GUIDELINES FOR EXPOSURE TO RADIO WAVES. The highest SAR values under the ICNIRP guidelines for your device model are listed below:

Maximum SAR for this model and conditions under which it was recorded.		
Body-worn SAR	Wi-Fi, Bluetooth	0.978 W/kg
Limbs SAR	Wi-Fi, Bluetooth	2.213 W/kg

© Copyright Lenovo 2021.

**Reduce | Reuse | Recycle**



V1.0\_20210511



80601126H001

FLD

Printed in China