

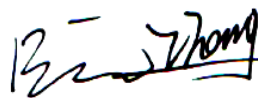
# FCC Test Report

## FCC ID: QISFRD-L04

**Project No.** : 1605C119  
**Equipment** : Smart Phone  
**Model Name** : FRD-L04  
**Applicant** : Huawei Technologies Co., Ltd.  
**Address** : Administration Building, Headquarters of Huawei Technologies Co., Ltd., Bantian, Longgang District, Shenzhen, 518129, P.R.C

**Date of Receipt** : May. 16, 2016  
**Date of Test** : May. 16, 2016 ~ May. 25, 2016  
**Issued Date** : May. 26, 2016  
**Tested by** : BTL Inc.

**Testing Engineer** :



(Bill Zhang)

**Technical Manager** :



(James Chiu)

**Authorized Signatory** :



(Steven Lu)

# **B T L I N C .**

No.3, Jinshagang 1st Road, Shixia, Dalang Town, Dongguan,  
Guangdong, China.

TEL: +86-769-8318-3000 FAX: +86-769-8319-6000



### **Declaration**

**BTL** represents to the client that testing is done in accordance with standard procedures as applicable and that test instruments used has been calibrated with standards traceable to international standard(s) and/or national standard(s).

**BTL's** reports apply only to the specific samples tested under conditions. It is manufacture's responsibility to ensure that additional production units of this model are manufactured with the identical electrical and mechanical components. **BTL** shall have no liability for any declarations, inferences or generalizations drawn by the client or others from **BTL** issued reports.

**BTL's** report must not be used by the client to claim product certification, approval, or endorsement by NVLAP, NIST, or any agency of the Federal Government.

This report is the confidential property of the client. As a mutual protection to the clients, the public and **BTL-self**, extracts from the test report shall not be reproduced except in full with **BTL's** authorized written approval.

**BTL's** laboratory quality assurance procedures are in compliance with the **ISO Guide 17025** requirements, and accredited by the conformity assessment authorities listed in this test report.

### **Limitation**

For the use of the authority's logo is limited unless the Test Standard(s)/Scope(s)/Item(s) mentioned in this test report is (are) included in the conformity assessment authorities acceptance respective.

<b>Table of Contents</b>	<b>Page</b>
<b>1 . CERTIFICATION</b>	<b>5</b>
<b>2 . SUMMARY OF TEST RESULTS</b>	<b>6</b>
2.1 TEST FACILITY	7
2.2 MEASUREMENT UNCERTAINTY	7
<b>3 . GENERAL INFORMATION</b>	<b>8</b>
3.1 GENERAL DESCRIPTION OF EUT	8
3.2 DESCRIPTION OF TEST MODES	10
3.3 BLOCK DIAGRAM SHOWING THE CONFIGURATION OF SYSTEM TESTED	11
3.4 DESCRIPTION OF SUPPORT UNITS	12
<b>4 . EMC EMISSION TEST</b>	<b>13</b>
4.1 CONDUCTED EMISSION MEASUREMENT	13
4.1.1 POWER LINE CONDUCTED EMISSION	13
4.1.2 TEST PROCEDURE	13
4.1.3 DEVIATION FROM TEST STANDARD	13
4.1.4 TEST SETUP	14
4.1.5 EUT OPERATING CONDITIONS	14
4.1.6 TEST RESULTS	14
4.2 RADIATED EMISSION MEASUREMENT	15
4.2.1 LIMITS OF RADIATED EMISSION MEASUREMENT	15
4.2.2 TEST PROCEDURE	16
4.2.3 DEVIATION FROM TEST STANDARD	16
4.2.4 TEST SETUP	17
4.2.5 EUT OPERATING CONDITIONS	17
4.2.6 TEST RESULTS (30MHZ TO 1000 MHZ)	18
4.2.7 TEST RESULTS (ABOVE 1000 MHZ)	18
<b>5 . MEASUREMENT INSTRUMENTS LIST</b>	<b>19</b>
<b>ATTACHMENT A - CONDUCTED EMISSION</b>	<b>20</b>
<b>ATTACHMENT B - RADIATED EMISSION (30MHZ TO 1000MHZ)</b>	<b>45</b>
<b>ATTACHMENT C - RADIATED EMISSION (ABOVE 1000MHZ)</b>	<b>70</b>

## REPORT ISSUED HISTORY

Issued No.	Description	Issued Date
BTL-FCCE-1-1605C119	Original Issue.	May 26, 2016

## 1. CERTIFICATION

Equipment : Smart Phone  
Brand Name : HUAWEI  
Model Name : FRD-L04  
Applicant : Huawei Technologies Co., Ltd.  
Manufacturer : Huawei Technologies Co., Ltd.  
Address : Administration Building, Huawei Base, Bantian, Longgang District ,Shenzhen  
518129, P.R.China  
Date of Test : May. 16, 2016 ~ May. 25, 2016  
Test Sample : Engineering Sample  
Standard(s) : FCC Part 15, Subpart B  
ANSI C63.4-2014

The above equipment has been tested and found compliance with the requirement of the relative standards by BTL Inc.

The test data, data evaluation, and equipment configuration contained in our test report (Ref No. BTL-FCCE-1-1605C119) were obtained utilizing the test procedures, test instruments, test sites that has been accredited by the Authority of TAF according to the ISO-17025 quality assessment standard and technical standard(s).

## 2. SUMMARY OF TEST RESULTS

Test procedures according to the technical standard(s):

EMC Emission				
Standard(s)	Test Item	Limit	Judgment	Remark
FCC Part15, Subpart B ANSI C63.4-2014	Conducted Emission	Class B	PASS	
	Radiated emission Below 1 GHz	Class B	PASS	
	Radiated emission Above 1 GHz	Class B	PASS	<b>NOTE (2)</b>

**NOTE:**

- (1) " N/A" denotes test is not applicable to this device.
- (2) The EUT's max operating frequency exceeds 108 MHz, so the test will be performed.

## 2.1 TEST FACILITY

The test facilities used to collect the test data in this report at the location of No.3, Jinshagang 1st Road, Shixia, Dalang Town, Dongguan, Guangdong, China.

## 2.2 MEASUREMENT UNCERTAINTY

Where relevant, the following measurement uncertainty levels have been estimated for tests performed on the EUT as specified in CISPR 16-4-2. The BTL measurement uncertainty is less than the CISPR 16-4-2  $U_{\text{CISPR}}$  requirement.

The reported uncertainty of measurement  $y \pm U$ , where expanded uncertainty  $U$  is based on a standard uncertainty multiplied by a coverage factor of  $k=2$ , providing a level of confidence of approximately 95%.

### A. Conducted Measurement :

Test Site	Method	Measurement Frequency Range	$U$ , (dB)
DG-C02	CISPR	150 kHz ~ 30MHz	2.32

### B. Radiated Measurement :

Test Site	Method	Measurement Frequency Range	Ant. H / V	$U$ , (dB)
DG-CB03 (3m)	CISPR	9KHz ~ 30MHz	V	3.79
		9KHz ~ 30MHz	H	3.57
		30MHz ~ 200MHz	V	3.82
		30MHz ~ 200MHz	H	3.78
		200MHz ~ 1,000MHz	V	4.10
		200MHz ~ 1,000MHz	H	4.06

Test Site	Method	Measurement Frequency Range	Ant. H / V	$U$ , (dB)
DG-CB03 (3m)	CISPR	1GHz ~ 18GHz	V	3.12
		1GHz ~ 18GHz	H	3.68
		18GHz ~ 40GHz	V	4.15
		18GHz ~ 40GHz	H	4.14

Note: Unless specifically mentioned, the uncertainty of measurement has not been taken into account to declare the compliance or non-compliance to the specification.

### 3. GENERAL INFORMATION

#### 3.1 GENERAL DESCRIPTION OF EUT

Equipment	Smart Phone
Brand Name	HUAWEI
Model Name	FRD-L04
Model Difference	N/A
Power Source	#1 DC Voltage supplied from AC/DC adapter. Manufacturer: (1) Huizhou BYD Electronic Co., Ltd. (2) Salcomp (Shenzhen) Co., Ltd Model: (1) HW-059200EHQ (2) HW-059200BHQ (3) HW-059200AHQ (4) HW-059200UHQ #2 Supplied from Rechargeable Li-ion battery. Manufacturer: Huawei Technologies Co., Ltd. Model: HB366481ECW
Power Rating	#1 I/P: 100V~240V~ 50/60Hz, 0.5A O/P: 5V $\equiv$ 2A or 9V $\equiv$ 2A #2 DC 3.82V
HW Version	HL1FRDL04M
SW Version	FRD-L04C567B020

Note:

1. For a more detailed features description, please refer to the manufacturer's specifications or the user's manual.
- 2.

Item	Mfr/Brand	Model.
USB Cable	HONGLIN TECHNOLOGY CO.,LTD	130-26988
	FOXCONN INTERCONNECT TECHNOLOGY LIMITED.	CUDU01B-HC212-EH
	LUXSHAREICT	L99UC001-CS-H
Earphone	BOLUO COUNTY QUANCHENG ELECTRONIC CO., LTD.	1311-3291-3.5mm-178
	Jiangxi Lianchuang Hongsheng Electronic Co., LTD.	MEMD1632B580A00



3.

Mode		Work Frequency	
		Transmitt Frequency(MHz)	Receive Frequency (MHz)
GSM	GSM 850	824 - 849	869 - 894
	PCS1900	1850-1910	1930-1990
W850		824 - 849	869 - 894
W1700		1710-1755	2110-2155
W1900		1850-1910	1930-1990
LTE B2		1850 -1910	1930 -1990
LTE B4		1710 -1755	2110 -2155
LTE B5		824-849	869-894
LTE B7		2500 -2570	2620 -2690
LTE B12		699-716	729-746
LTE B17		704-716	734-746
Bluetooth		2402-2480	
2.4G Wi-Fi		2412-2462	
5G Wi-Fi		5150-5250,5250-5350, 5470-5725, 5725-5850	
GPS		1575.42	
NFC		13.56MHz	

### 3.2 DESCRIPTION OF TEST MODES

To investigate the maximum EMI emission characteristics generated from EUT, the test system was pre-scanning tested base on the consideration of following EUT operation mode or test configuration mode which possible have effect on EMI emission level. Each of these EUT operation mode(s) or test configuration mode(s) mentioned above was evaluated respectively.

Pretest Mode	Description
Mode 1	USB copy(EUT with PC)+Idle+ Earphone
Mode 2	Adapter+Idle+BT+2.4G WIFI+GPS+Camera on+Earphone
Mode 3	Adapter+Idle+BT+5G WIFI+GPS+Camera on+Earphone
Mode 4	Adapter+Idle+Playing+Speaker
Mode 5	Adapter+Traffic (GSM)+ Earphone
Mode 6	Adapter+Traffic (WCDMA)
Mode 7	Adapter+Traffic (LTE)

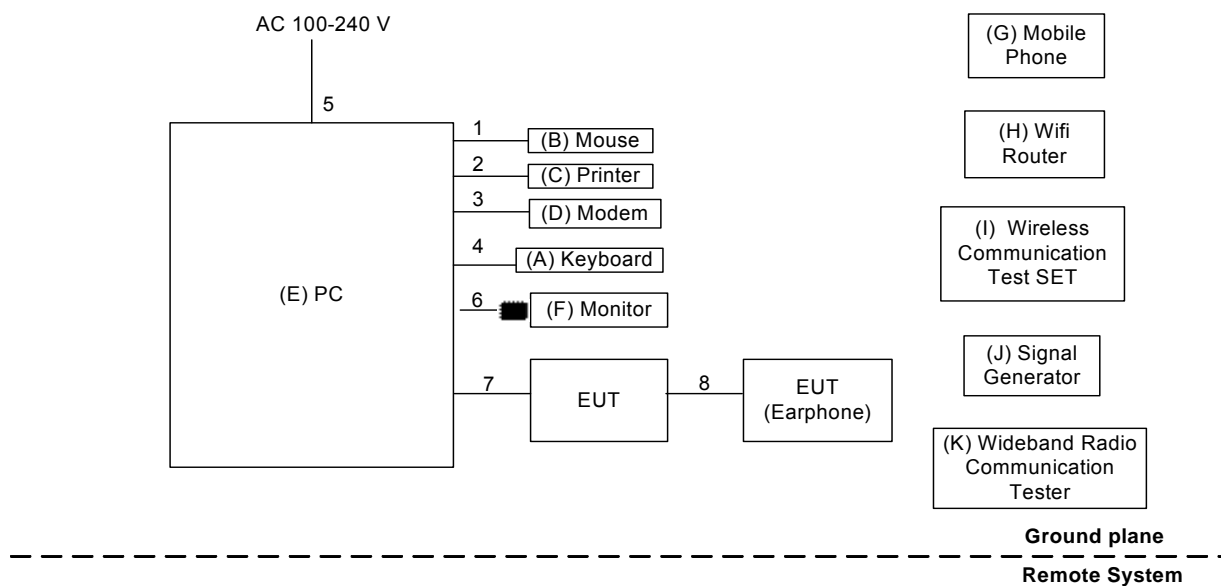
The EUT system operated these modes were found to be the worst case during the pre-scanning test as following:

For Conducted Test	
Final Test Mode	Description
Mode 1	USB copy(EUT with PC)+Idle+ Earphone
Mode 2	Adapter+Idle+BT+2.4G WIFI+GPS+Camera on+Earphone
Mode 3	Adapter+Idle+BT+5G WIFI+GPS+Camera on+Earphone
Mode 4	Adapter+Idle+Playing+Speaker
Mode 5	Adapter+Traffic (GSM)+ Earphone
Mode 6	Adapter+Traffic (WCDMA)
Mode 7	Adapter+Traffic (LTE)

For Radiated Test	
Final Test Mode	Description
Mode 1	USB copy(EUT with PC)+Idle+ Earphone
Mode 2	Adapter+Idle+BT+2.4G WIFI+GPS+Camera on+Earphone
Mode 3	Adapter+Idle+BT+5G WIFI+GPS+Camera on+Earphone
Mode 4	Adapter+Idle+Playing+Speaker
Mode 5	Adapter+Traffic (GSM)+ Earphone
Mode 6	Adapter+Traffic (WCDMA)
Mode 7	Adapter+Traffic (LTE)

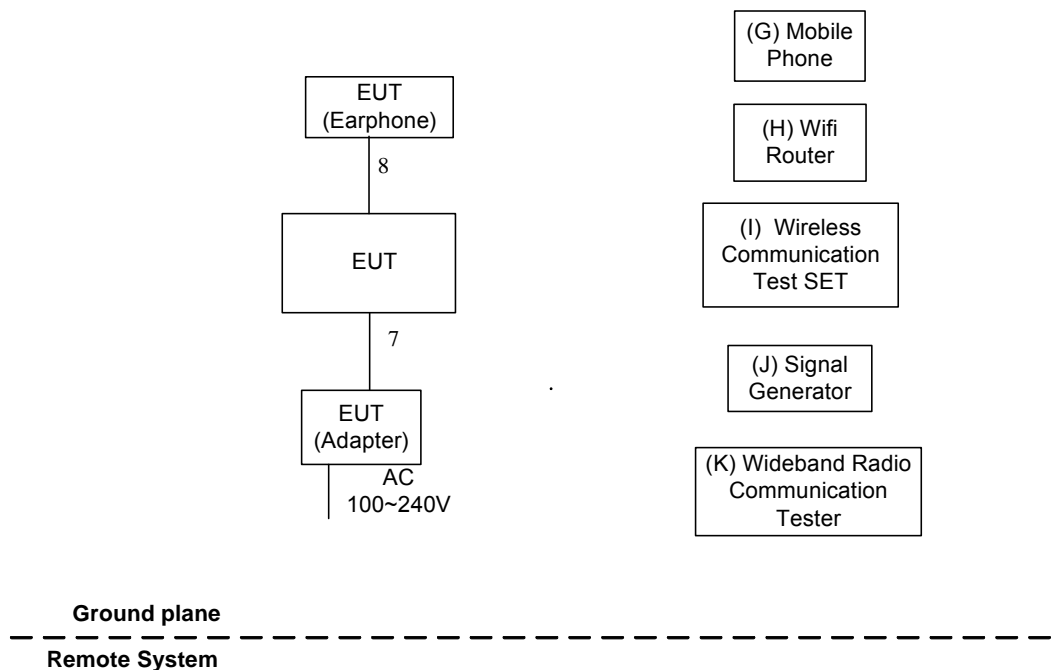
### 3.3 BLOCK DIAGRAM SHOWING THE CONFIGURATION OF SYSTEM TESTED

#### Mode 1



■ Ferrite core

#### Mode 2-7



### 3.4 DESCRIPTION OF SUPPORT UNITS

The EUT has been tested as an independent unit together with other necessary accessories or support units. The following support units or accessories were used to form a representative test configuration during the tests.

Item	Equipment	Mfr/Brand	Model/Type No.	FCC ID	Series No.
A	USB keyboard	DELL	KB212-B	DOC	CN0HTXH97158125 004DXA01
B	USB mouse	DELL	MS111-P	DOC	CN011D3V71581279 OLOT
C	Printer	SII	DPU-414	DOC	3018507 B
D	Modem	ACEEX	DM-1414V	IFAXDM1414	0603002131
E	PC	Dell 745	DCSM	DOC	G7K832X
F	LCD monitor	Dell	E177FPc	DOC	CNOFJ179-64180-6 AG-1WNS
G	Mobile phone	samsung	SGH-1747	A3LSGH1747	R31C208VLDB
H	wireless router	ASUS	RT-AC66U	MSQ-RTAC66U	E8ICGG000138
I	Wireless Communication Test SET	Agilent	(8960 Series) E5515C	N/A	MY48364183
J	Signal Generator	Agilent	E4438C	N/A	MY49071316
K	Wideband Radio Communication Tester	RS	CMW500	N/A	122125

Item	Shielded Type	Ferrite Core	Length	Note
1	YES	NO	1.8m	USB Cable
2	YES	NO	1.8m	Parallel Cable
3	YES	NO	1.8m	RS232 Cable
4	YES	NO	1.8m	USB Cable
5	NO	NO	1.8m	AC power Cable
6	YES	YES	1.8m	D-SUB Cable
7	YES	NO	1m	USB Cable
8	NO	NO	1.2m	Earphone Cable

Note:

(1) For detachable type I/O cable should be specified the length m in 『Length』 column.

## 4. EMC EMISSION TEST

### 4.1 CONDUCTED EMISSION MEASUREMENT

#### 4.1.1 POWER LINE CONDUCTED EMISSION (FREQUENCY RANGE 150KHZ-30MHZ)

FREQUENCY (MHz)	Class A (dBuV)		Class B (dBuV)	
	Quasi-peak	Average	Quasi-peak	Average
0.15 -0.5	79.00	66.00	66 - 56 *	56 - 46 *
0.50 -5.0	73.00	60.00	56.00	46.00
5.0 -30.0	73.00	60.00	60.00	50.00

Note:

- (1) The tighter limit applies at the band edges.
- (2) The limit of " \* " marked band means the limitation decreases linearly with the logarithm of the frequency in the range.
- (3) The test result calculated as following:  
 Measurement Value = Reading Level + Correct Factor  
 Correct Factor = Insertion Loss + Cable Loss + Attenuator Factor(if use)  
 Margin Level = Measurement Value – Limit Value

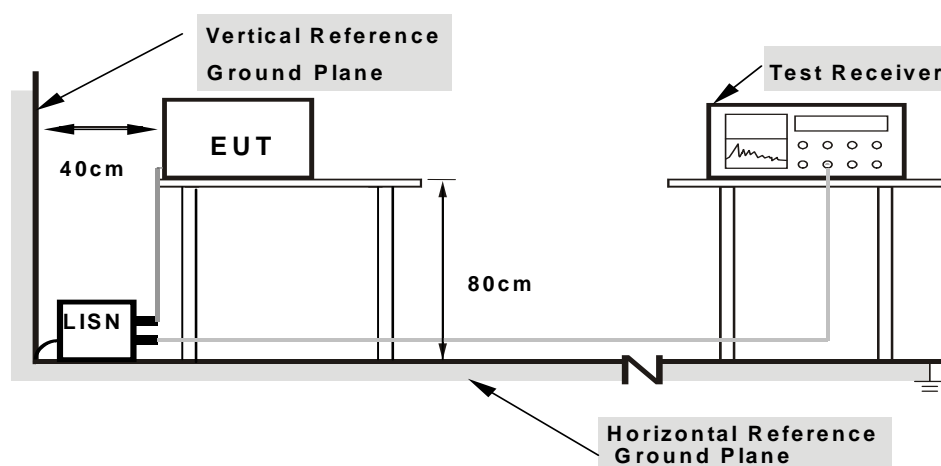
#### 4.1.2 TEST PROCEDURE

- a. The EUT was placed 0.8 meters from the horizontal ground plane with EUT being connected to the power mains through a line impedance stabilization network (LISN). All other support equipments powered from additional LISN(s). The LISN provide 50 Ohm/ 50uH of coupling impedance for the measuring instrument.
- b. Interconnecting cables that hang closer than 40 cm to the ground plane shall be folded back and forth in the center forming a bundle 30 to 40 cm long.
- c. I/O cables that are not connected to a peripheral shall be bundled in the center. The end of the cable may be terminated, if required, using the correct terminating impedance. The overall length shall not exceed 1 m.
- d. LISN at least 80 cm from nearest part of EUT chassis.
- e. For the actual test configuration, please refer to the related Item –EUT Test Photos.

#### 4.1.3 DEVIATION FROM TEST STANDARD

No deviation

#### 4.1.4 TEST SETUP



**Note:** 1.Support units were connected to second LISN.  
2.Both of LISNs (AMN) are 80 cm from EUT and at least 80 from other units and other metal planes

#### 4.1.5 EUT OPERATING CONDITIONS

The EUT exercise program used during radiated and/or conducted emission measurement was designed to exercise the various system components in a manner similar to a typical use.

#### 4.1.6 TEST RESULTS

Please refer to the Attachment A.

Temperature: 24°C Relative Humidity: 60%

#### Remark

- (1) All readings are QP Mode value unless otherwise stated AVG in column of『Note』. If the QP Mode Measured value compliance with the QP Limits and lower than AVG Limits, the EUT shall be deemed to meet both QP & AVG Limits and then only QP Mode was measured, but AVG Mode didn't perform. In this case, a “ \* ” marked in AVG Mode column of Interference Voltage Measured.
- (2) Measuring frequency range from 150KHz to 30MHz.

## 4.2 RADIATED EMISSION MEASUREMENT

### 4.2.1 LIMITS OF RADIATED EMISSION MEASUREMENT

**Below 1 GHz**

**Measurement Method and Applied Limits:**

**ANSI C63.4:**

Frequency (MHz)	Class A (at 10m)		Class B (at 3m)	
	(uV/m) Field strength	(dBuV/m) Field strength	(uV/m) Field strength	(dBuV/m) Field strength
30 - 88	90	39	100	40
88 - 216	150	43.5	150	43.5
216 - 960	210	46.4	200	46
Above 960	300	49.5	500	54

**CISPR 22 or CAN/CSA-CISPR 22-10:**

Frequency (MHz)	Class A (at 10m)	Class B (at 10m)
	dBuV/m	dBuV/m
30 - 230	40	30
230 - 1000	47	37

**Above 1 GHz**

**Measurement Method and Applied Limits:**

**ANSI C63.4:**

Frequency (MHz)	Class A				Class B	
	(dBuV/m) (at 3m)		(dBuV/m) (at 10m)		(dBuV/m) (at 3m)	
	Peak	Average	Peak	Average	Peak	Average
Above 1000	80	60	69.5	49.5	74	54

### FREQUENCY RANGE OF RADIATED MEASUREMENT (FOR UNINTENTIONAL RADIATORS)

Highest frequency generated or Upper frequency of measurement used in the device or on which the device operates or tunes (MHz)	Range (MHz)
Below 1.705	30
1.705 - 108	1000
108 - 500	2000
500 - 1000	5000
Above 1000	5 <sup>th</sup> harmonic of the highest frequency or 40 GHz, whichever is lower

**NOTE:**

- (1) The limit for radiated test was performed according to as following:  
FCC Part 15, Subpart B
- (2) The tighter limit applies at the band edges.
- (3) Emission level (dBuV/m) = 20log Emission level (uV/m).  
3m Emission level = 10m Emission level + 20log(10m/3m).
- (4) The test result calculated as following:  
Measurement Value = Reading Level + Correct Factor  
Correct Factor = Antenna Factor + Cable Loss - Amplifier Gain(if use)  
Margin Level = Measurement Value - Limit Value

#### **4.2.2 TEST PROCEDURE**

- a. The measuring distance of 3 m shall be used for measurements. The EUT was placed on the top of a rotating table 0.8 meter above the ground at a 3 meter semi-anechoic chamber. The table was rotated 360 degrees to determine the position of the highest radiation.(below 1GHz)
- b. The measuring distance of 3 m shall be used for measurements. The EUT was placed on the top of a rotating table 0.8 meter above the ground at a 3 meter semi-anechoic chamber. The table was rotated 360 degrees to determine the position of the highest radiation.(above 1GHz)
- c. The height of the equipment or of the substitution antenna shall be 0.8 m, the height of the test antenna shall vary between 1 m to 4 m. Both horizontal and vertical polarizations of the antenna are set to make the measurement.
- d. For each suspected emission, the EUT was arranged to its worst case and then the antenna was tuned to heights find the maximum reading (used Bore sight function).
- e. The receiver system was set to peak and average detect function and specified bandwidth with maximum hold mode when the test frequency is above 1GHz.
- f. The initial step in collecting radiated emission data is a receiver peak detector mode pre-scanning the measurement frequency range. Significant peaks are then marked and then Quasi Peak detector mode re-measured.
- g. All readings are Peak unless otherwise stated QP in column of Note. Peak denotes that the Peak reading compliance with the QP Limits and then QP Mode measurement didn't perform. (below 1GHz)
- h. All readings are Peak Mode value unless otherwise stated AVG in column of Note. If the Peak Mode Measured value compliance with the Peak Limits and lower than AVG Limits, the EUT shall be deemed to meet both Peak & AVG Limits and then only Peak Mode was measured, but AVG Mode didn't perform. (above 1GHz)
- i. For the actual test configuration, please refer to the related Item –EUT Test Photos.

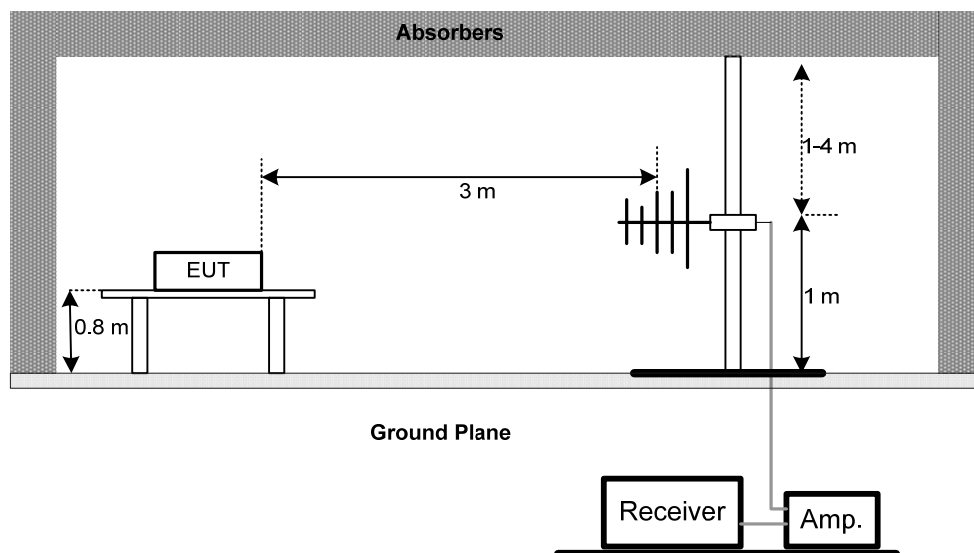
#### **4.2.3 DEVIATION FROM TEST STANDARD**

No deviation

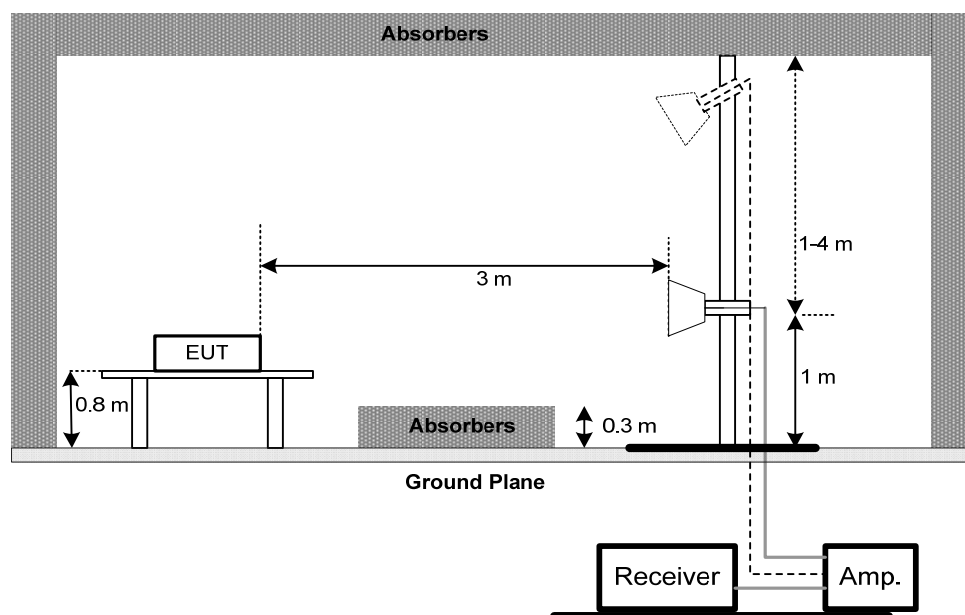


#### 4.2.4 TEST SETUP

##### (A) Radiated Emission Test Set-Up Frequency Below 1 GHz



##### (B) Radiated Emission Test Set-Up Frequency Above 1 GHz



#### 4.2.5 EUT OPERATING CONDITIONS

The EUT tested system was configured as the statements of 4.1.5 unless otherwise a special operating condition is specified in the follows during the testing.

#### **4.2.6 TEST RESULTS (30MHZ TO 1000 MHZ)**

Please refer to the Attachment B.

Temperature: 25°C    Relative Humidity: 60%

#### **4.2.7 TEST RESULTS (ABOVE 1000 MHZ)**

Please refer to the Attachment C

Temperature: 25°C    Relative Humidity: 60%

Remark :

- (1) Radiated emissions measured in frequency range above 1000MHz were made with an instrument using Peak detector mode and AV detector mode of the emission .
- (2) Data of measurement within this frequency range shown “ \* ” in the table above means the reading of emissions are attenuated more than 20dB below the permissible limits or the field strength is too small to be measured.
- (3) A preamp and high pass filter were used for this test in order to provide sufficient measurement sensitivity.

## 5. MEASUREMENT INSTRUMENTS LIST

Conducted Emission					
Item	Kind of Equipment	Manufacturer	Type No.	Serial No.	Calibrated until
1	LISN	EMCO	3816/2	0052765	Mar. 27, 2017
2	LISN	R&S	ENV216	101447	Mar. 27, 2017
3	Test Cable	emci	RG223(9KHz-30MHz)	C_17	Mar. 10, 2017
4	EMI Test Receiver	R&S	ESCI	100382	Mar. 27, 2017
5	50Ω Terminator	SHX	TF2-3G-A	08122901	Mar. 27, 2017
6	Measurement Software	Farad	EZ-EMC Ver.NB-03A1-01	N/A	N/A

Radiated Emission					
Item	Kind of Equipment	Manufacturer	Type No.	Serial No.	Calibrated until
1	Antenna	Schwarbeck	VULB9160	9160-3232	Mar. 27, 2017
2	Amplifier	HP	8447D	2944A09673	Nov. 09, 2016
3	Receiver	AGILENT	N9038A	MY52130039	Oct. 11, 2016
4	Test Cable	emci	LMR-400(30MHz-1GHz)	C-01	Jun. 28, 2016
5	Controller	CT	SC100	N/A	N/A
6	Measurement Software	Farad	EZ-EMC Ver.NB-03A1-01	N/A	N/A
7	Antenna	ETS	3115	00075789	Mar. 27, 2017
8	Amplifier	Agilent	8449B	3008A02274	Nov. 01, 2016
9	Receiver	AGILENT	N9038A	MY52130039	Oct. 11, 2016
10	Test Cable	emci	EMC104-SM-SM-100 00(1GHz – 26.5GHz)	C-68	Jun. 28, 2016
11	Controller	CT	SC100	N/A	N/A

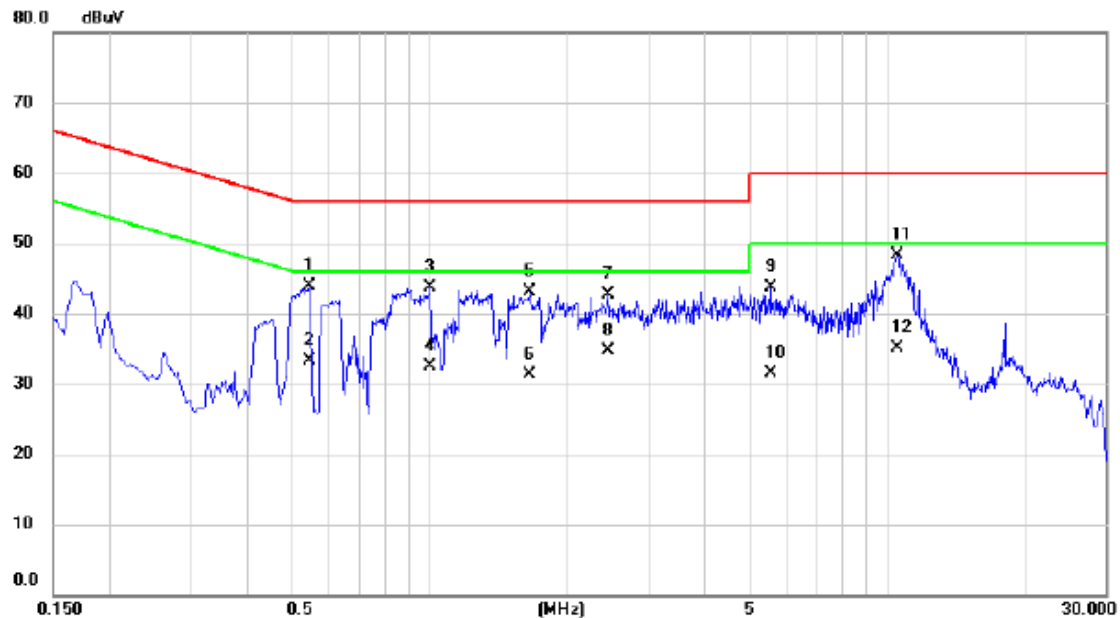
Remark: "N/A" denotes no model name, serial no. or calibration specified.

All calibration period of equipment list is one year.

## **ATTACHMENT A - CONDUCTED EMISSION**

Test Voltage:	AC 120V/60Hz
Test Mode:	USB copy(EUT with PC)+Idle+ Earphone
Note:	USB Cable: LUXSHAREICT + Earphone: QUANCHENG

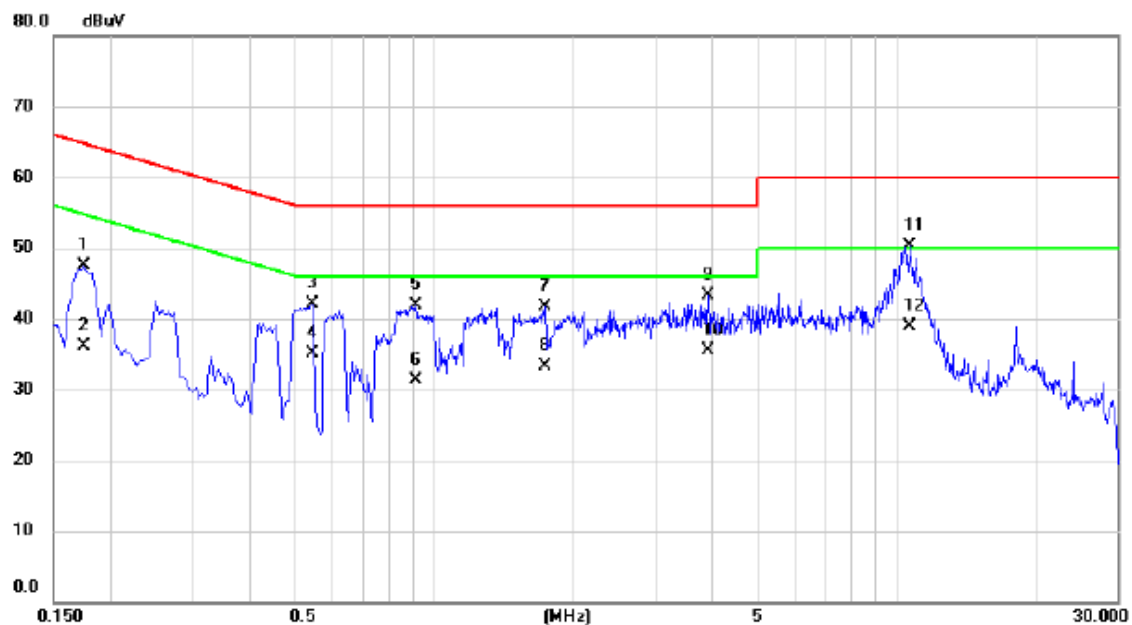
## Line



No.	Mk.	Freq. MHz	Reading Level dBuV	Correct Factor dB	Measure- ment dBuV	Limit dBuV	Margin dB	Detector	Comment
1		0.5460	34.19	9.64	43.83	56.00	-12.17	QP	
2		0.5460	23.60	9.64	33.24	46.00	-12.76	AVG	
3		1.0020	34.04	9.76	43.80	56.00	-12.20	QP	
4		1.0020	22.70	9.76	32.46	46.00	-13.54	AVG	
5		1.6540	33.16	9.88	43.04	56.00	-12.96	QP	
6		1.6540	21.50	9.88	31.38	46.00	-14.62	AVG	
7		2.4580	32.62	10.07	42.69	56.00	-13.31	QP	
8	*	2.4580	24.70	10.07	34.77	46.00	-11.23	AVG	
9		5.5500	33.70	10.04	43.74	60.00	-16.26	QP	
10		5.5500	21.50	10.04	31.54	50.00	-18.46	AVG	
11		10.4820	38.15	10.22	48.37	60.00	-11.63	QP	
12		10.4820	24.80	10.22	35.02	50.00	-14.98	AVG	

Test Voltage:	AC 120V/60Hz
Test Mode:	USB copy(EUT with PC)+Idle+ Earphone
Note:	USB Cable: LUXSHAREICT + Earphone: QUANCHENG

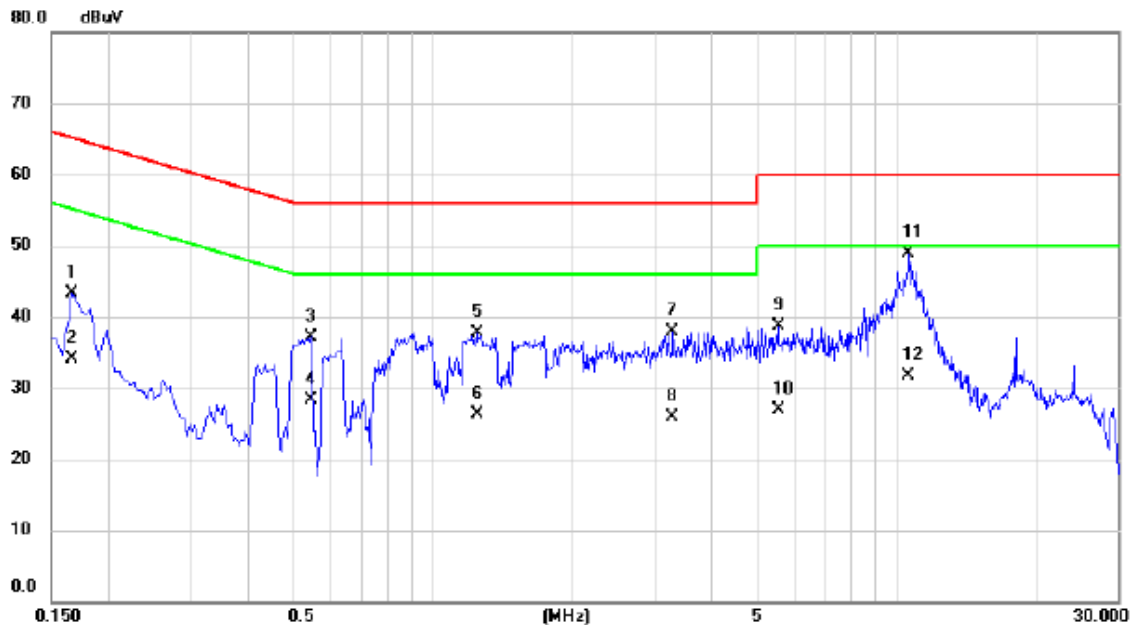
## Neutral



No.	Mk.	Freq. MHz	Reading Level dBuV	Correct Factor dB	Measure- ment dBuV	Limit dBuV	Margin dB	Detector	Comment
1		0.1740	38.13	9.43	47.56	64.77	-17.21	QP	
2		0.1740	26.70	9.43	36.13	54.77	-18.64	AVG	
3		0.5460	32.75	9.44	42.19	56.00	-13.81	QP	
4		0.5460	25.70	9.44	35.14	46.00	-10.86	AVG	
5		0.9100	32.33	9.66	41.99	56.00	-14.01	QP	
6		0.9100	21.70	9.66	31.36	46.00	-14.64	AVG	
7		1.7300	32.03	9.68	41.71	56.00	-14.29	QP	
8		1.7300	23.60	9.68	33.28	46.00	-12.72	AVG	
9		3.9140	33.34	9.88	43.22	56.00	-12.78	QP	
10		3.9140	25.70	9.88	35.58	46.00	-10.42	AVG	
11	*	10.6780	40.02	10.32	50.34	60.00	-9.66	QP	
12		10.6780	28.50	10.32	38.82	50.00	-11.18	AVG	

Test Voltage:	AC 120V/60Hz
Test Mode:	USB copy(EUT with PC)+Idle+ Earphone
Note:	USB Cable: HONGLIN + Earphone: Lianchuang

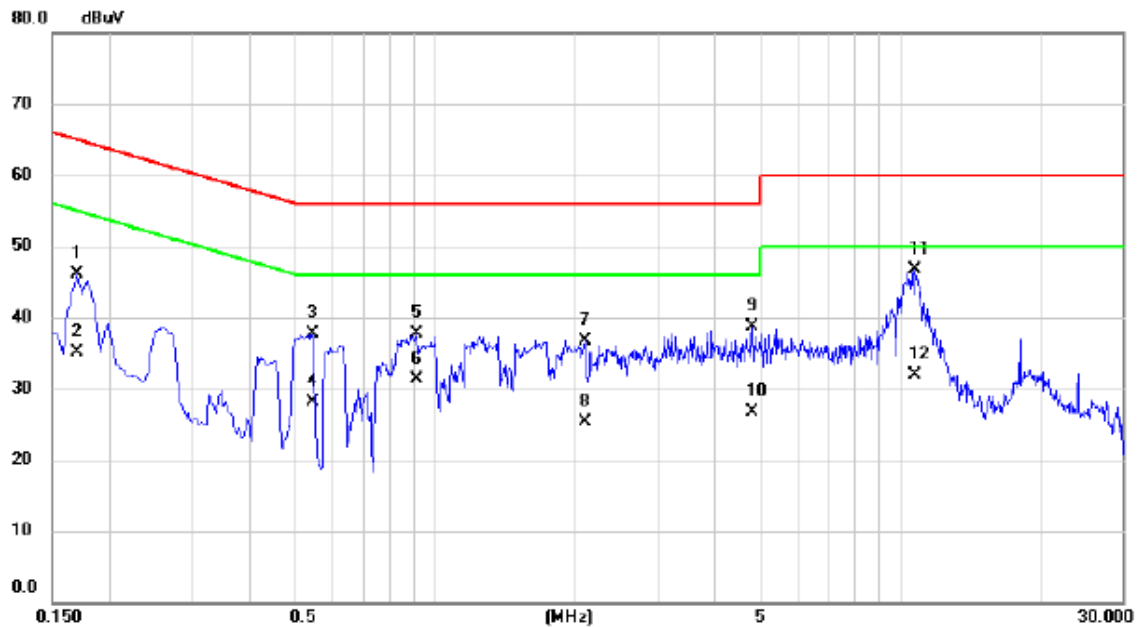
## Line



No.	Mk.	Freq.	Reading Level	Correct Factor	Measurement	Limit	Margin		
		MHz	dBuV	dB	dBuV	dBuV	dB	Detector	Comment
1		0.1660	33.76	9.52	43.28	65.16	-21.88	QP	
2		0.1660	24.60	9.52	34.12	55.16	-21.04	AVG	
3		0.5460	27.56	9.64	37.20	56.00	-18.80	QP	
4		0.5460	18.70	9.64	28.34	46.00	-17.66	AVG	
5		1.2420	27.84	9.78	37.62	56.00	-18.38	QP	
6		1.2420	16.50	9.78	26.28	46.00	-19.72	AVG	
7		3.2780	27.75	10.12	37.87	56.00	-18.13	QP	
8		3.2780	15.70	10.12	25.82	46.00	-20.18	AVG	
9		5.5540	28.67	10.04	38.71	60.00	-21.29	QP	
10		5.5540	16.80	10.04	26.84	50.00	-23.16	AVG	
11	*	10.6140	38.70	10.23	48.93	60.00	-11.07	QP	
12		10.6140	21.40	10.23	31.63	50.00	-18.37	AVG	

Test Voltage:	AC 120V/60Hz
Test Mode:	USB copy(EUT with PC)+Idle+ Earphone
Note:	USB Cable: HONGLIN + Earphone: Lianchuang

## Neutral

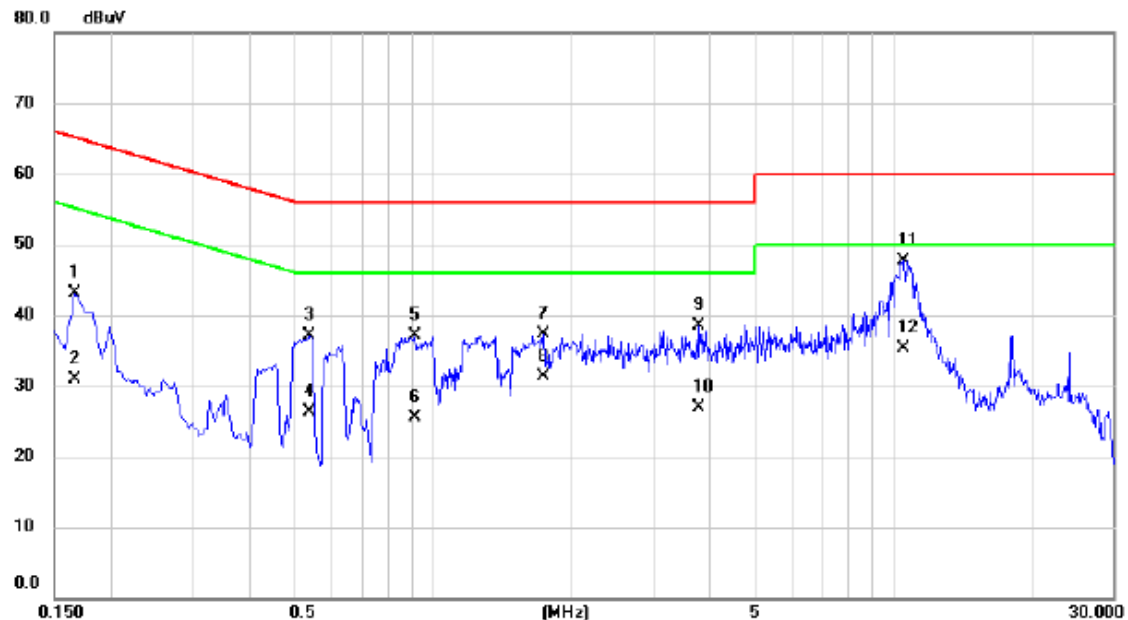


No.	Mk.	Freq.	Reading	Correct	Measure-	Limit	Margin		
		MHz	dBuV	Factor	ment	dBuV	dB	Detector	Comment
1		0.1700	36.64	9.42	46.06	64.96	-18.90	QP	
2		0.1700	25.70	9.42	35.12	54.96	-19.84	AVG	
3		0.5460	28.30	9.44	37.74	56.00	-18.26	QP	
4		0.5460	18.70	9.44	28.14	46.00	-17.86	AVG	
5		0.9100	28.04	9.66	37.70	56.00	-18.30	QP	
6		0.9100	21.60	9.66	31.26	46.00	-14.74	AVG	
7		2.0940	27.05	9.71	36.76	56.00	-19.24	QP	
8		2.0940	15.60	9.71	25.31	46.00	-20.69	AVG	
9		4.7980	28.77	9.97	38.74	56.00	-17.26	QP	
10		4.7980	16.70	9.97	26.67	46.00	-19.33	AVG	
11	*	10.7460	36.29	10.32	46.61	60.00	-13.39	QP	
12		10.7460	21.50	10.32	31.82	50.00	-18.18	AVG	



Test Voltage:	AC 120V/60Hz
Test Mode:	USB copy(EUT with PC)+Idle+ Earphone
Note:	USB Cable: FOXCONN + Earphone: Lianchuang

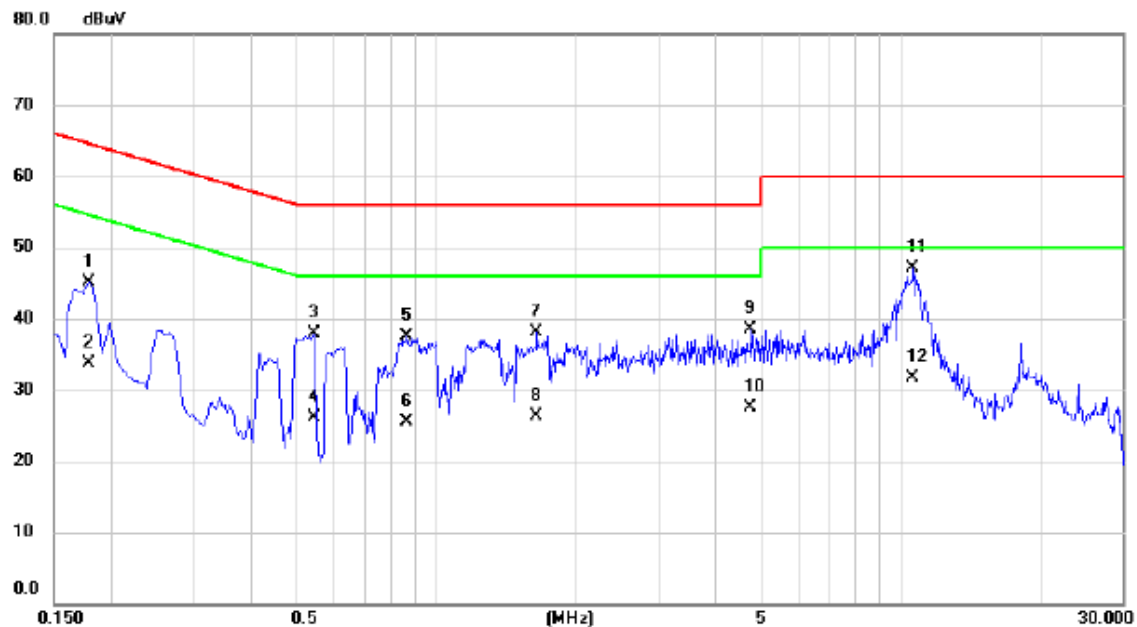
## Line



No.	Mk.	Freq. MHz	Reading Level dBuV	Correct Factor dB	Measure- ment dBuV	Limit dBuV	Margin dB	Detector	Comment
1		0.1660	33.51	9.52	43.03	65.16	-22.13	QP	
2		0.1660	21.40	9.52	30.92	55.16	-24.24	AVG	
3		0.5380	27.47	9.64	37.11	56.00	-18.89	QP	
4		0.5380	16.70	9.64	26.34	46.00	-19.66	AVG	
5		0.9100	27.32	9.76	37.08	56.00	-18.92	QP	
6		0.9100	15.80	9.76	25.56	46.00	-20.44	AVG	
7		1.7300	27.36	9.88	37.24	56.00	-18.76	QP	
8		1.7300	21.40	9.88	31.28	46.00	-14.72	AVG	
9		3.7860	28.33	10.17	38.50	56.00	-17.50	QP	
10		3.7860	16.80	10.17	26.97	46.00	-19.03	AVG	
11	*	10.4820	37.45	10.22	47.67	60.00	-12.33	QP	
12		10.4820	25.10	10.22	35.32	50.00	-14.68	AVG	

Test Voltage:	AC 120V/60Hz
Test Mode:	USB copy(EUT with PC)+Idle+ Earphone
Note:	USB Cable: FOXCONN + Earphone: Lianchuang

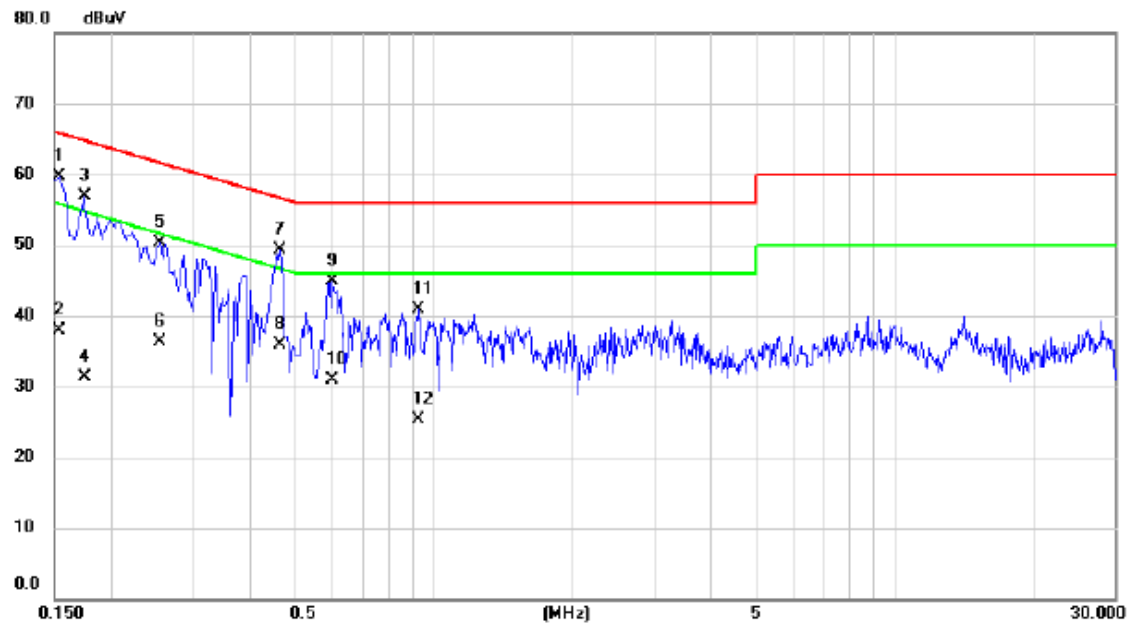
## Neutral



No.	Mk.	Freq. MHz	Reading Level dBuV	Correct Factor dB	Measure- ment dBuV	Limit dBuV	Margin dB	Detector	Comment
1		0.1780	35.70	9.46	45.16	64.58	-19.42	QP	
2		0.1780	24.30	9.46	33.76	54.58	-20.82	AVG	
3		0.5460	28.48	9.44	37.92	56.00	-18.08	QP	
4		0.5460	16.70	9.44	26.14	46.00	-19.86	AVG	
5		0.8620	27.82	9.61	37.43	56.00	-18.57	QP	
6		0.8620	15.80	9.61	25.41	46.00	-20.59	AVG	
7		1.6380	28.38	9.68	38.06	56.00	-17.94	QP	
8		1.6380	16.70	9.68	26.38	46.00	-19.62	AVG	
9		4.7340	28.47	9.96	38.43	56.00	-17.57	QP	
10		4.7340	17.50	9.96	27.46	46.00	-18.54	AVG	
11	*	10.6140	36.80	10.32	47.12	60.00	-12.88	QP	
12		10.6140	21.40	10.32	31.72	50.00	-18.28	AVG	

Test Voltage:	AC 120V/60Hz
Test Mode:	Adapter+Idle+BT+2.4G WIFI+GPS+Camera on+Earphone
Note:	Adapter: Salcomp(US) +USB Cable: LUXSHAREICT + Earphone: QUANCHENG

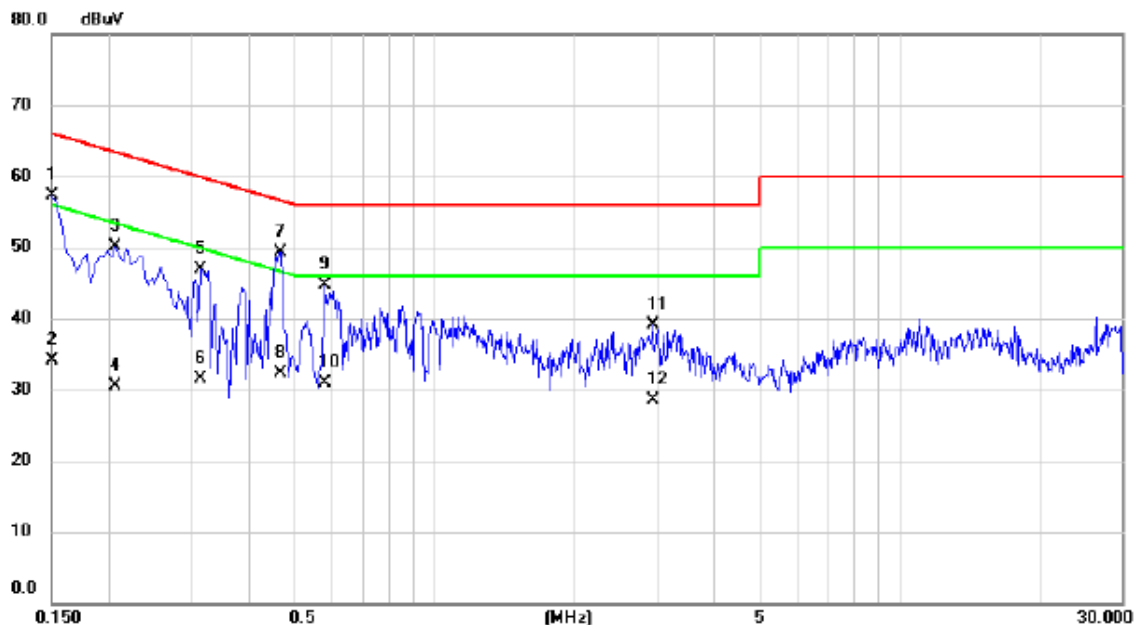
## Line



No.	Mk.	Freq.	Reading Level	Correct Factor	Measurement	Limit	Margin		
		MHz	dBuV	dB	dBuV	dBuV	dB	Detector	Comment
1	*	0.1540	50.12	9.52	59.64	65.78	-6.14	QP	
2		0.1540	28.30	9.52	37.82	55.78	-17.96	AVG	
3		0.1740	47.29	9.52	56.81	64.77	-7.96	QP	
4		0.1740	21.70	9.52	31.22	54.77	-23.55	AVG	
5		0.2540	40.86	9.53	50.39	61.63	-11.24	QP	
6		0.2540	26.80	9.53	36.33	51.63	-15.30	AVG	
7		0.4620	39.62	9.60	49.22	56.66	-7.44	QP	
8		0.4620	26.30	9.60	35.90	46.66	-10.76	AVG	
9		0.6020	35.20	9.64	44.84	56.00	-11.16	QP	
10		0.6020	21.30	9.64	30.94	46.00	-15.06	AVG	
11		0.9260	31.24	9.76	41.00	56.00	-15.00	QP	
12		0.9260	15.60	9.76	25.36	46.00	-20.64	AVG	

Test Voltage:	AC 120V/60Hz
Test Mode:	Adapter+Idle+BT+2.4G WIFI+GPS+Camera on+Earphone
Note:	Adapter: Salcomp(US) +USB Cable: LUXSHAREICT + Earphone: QUANCHENG

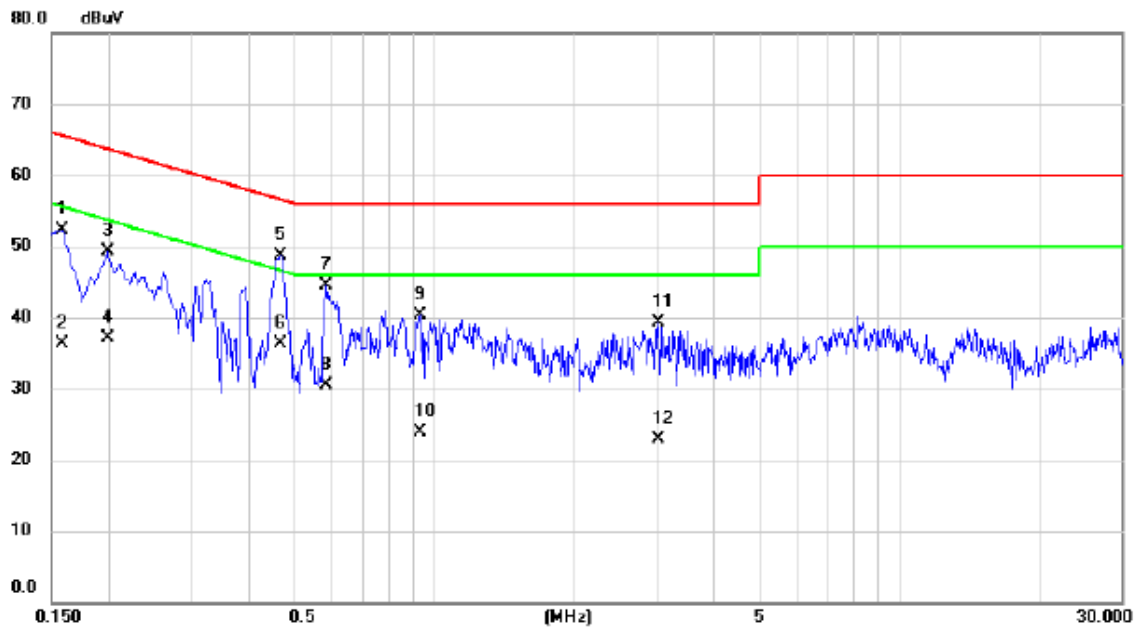
## Neutral



No.	Mk.	Freq.	Reading	Correct	Measure-	Limit	Margin		
		MHz	Level	Factor	ment			Detector	Comment
			dBuV	dB	dBuV	dBuV	dB		
1		0.1500	47.83	9.52	57.35	66.00	-8.65	QP	
2		0.1500	24.60	9.52	34.12	56.00	-21.88	AVG	
3		0.2060	40.59	9.53	50.12	63.37	-13.25	QP	
4		0.2060	21.00	9.53	30.53	53.37	-22.84	AVG	
5		0.3140	37.45	9.53	46.98	59.86	-12.88	QP	
6		0.3140	21.90	9.53	31.43	49.86	-18.43	AVG	
7	*	0.4660	39.89	9.44	49.33	56.58	-7.25	QP	
8		0.4660	22.80	9.44	32.24	46.58	-14.34	AVG	
9		0.5820	35.19	9.44	44.63	56.00	-11.37	QP	
10		0.5820	21.40	9.44	30.84	46.00	-15.16	AVG	
11		2.9420	29.40	9.79	39.19	56.00	-16.81	QP	
12		2.9420	18.80	9.79	28.59	46.00	-17.41	AVG	

Test Voltage:	AC 120V/60Hz
Test Mode:	Adapter+Idle+BT+5G WIFI+GPS+Camera on+Earphone
Note:	Adapter: Salcomp(US) +USB Cable: LUXSHAREICT + Earphone: QUANCHENG

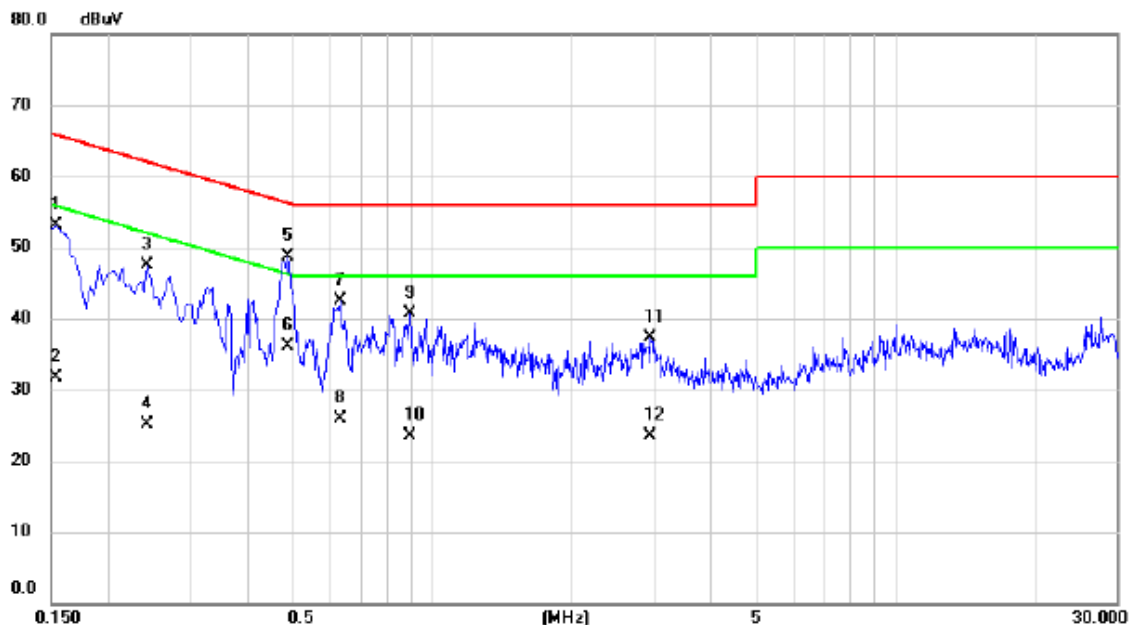
## Line



No.	Mk.	Freq.	Reading Level	Correct Factor	Measurement	Limit	Margin		
		MHz	dBuV	dB	dBuV	dBuV	dB	Detector	Comment
1		0.1580	42.83	9.52	52.35	65.57	-13.22	QP	
2		0.1580	26.70	9.52	36.22	55.57	-19.35	AVG	
3		0.1980	39.81	9.53	49.34	63.69	-14.35	QP	
4		0.1980	27.60	9.53	37.13	53.69	-16.56	AVG	
5	*	0.4660	39.16	9.61	48.77	56.58	-7.81	QP	
6		0.4660	26.70	9.61	36.31	46.58	-10.27	AVG	
7		0.5860	34.93	9.64	44.57	56.00	-11.43	QP	
8		0.5860	20.90	9.64	30.54	46.00	-15.46	AVG	
9		0.9300	30.64	9.76	40.40	56.00	-15.60	QP	
10		0.9300	14.20	9.76	23.96	46.00	-22.04	AVG	
11		3.0260	29.13	10.09	39.22	56.00	-16.78	QP	
12		3.0260	12.90	10.09	22.99	46.00	-23.01	AVG	

Test Voltage:	AC 120V/60Hz
Test Mode:	Adapter+Idle+BT+5G WIFI+GPS+Camera on+Earphone
Note:	Adapter: Salcomp(US) +USB Cable: LUXSHAREICT + Earphone: QUANCHENG

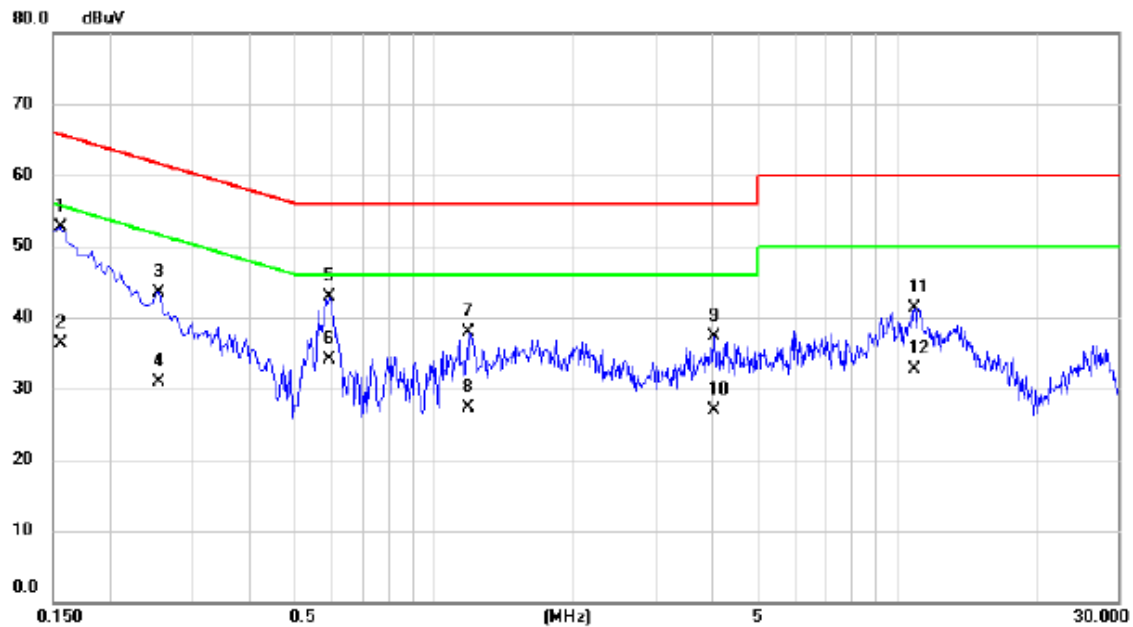
## Neutral



No.	Mk.	Freq. MHz	Reading Level dBuV	Correct Factor dB	Measure- ment dBuV	Limit dBuV	Margin dB	Detector	Comment
1		0.1540	43.55	9.50	53.05	65.78	-12.73	QP	
2		0.1540	22.30	9.50	31.80	55.78	-23.98	AVG	
3		0.2420	37.91	9.53	47.44	62.03	-14.59	QP	
4		0.2420	15.50	9.53	25.03	52.03	-27.00	AVG	
5	*	0.4860	39.17	9.44	48.61	56.24	-7.63	QP	
6		0.4860	26.60	9.44	36.04	46.24	-10.20	AVG	
7		0.6300	33.12	9.44	42.56	56.00	-13.44	QP	
8		0.6300	16.40	9.44	25.84	46.00	-20.16	AVG	
9		0.8900	31.12	9.64	40.76	56.00	-15.24	QP	
10		0.8900	13.90	9.64	23.54	46.00	-22.46	AVG	
11		2.9540	27.58	9.79	37.37	56.00	-18.63	QP	
12		2.9540	13.70	9.79	23.49	46.00	-22.51	AVG	

Test Voltage:	AC 120V/60Hz
Test Mode:	Adapter+Idle+BT+2.4G WIFI+GPS+Camera on+Earphone
Note:	Adapter: BYD(US) + USB Cable: LUXSHAREICT + Earphone: QUANCHENG

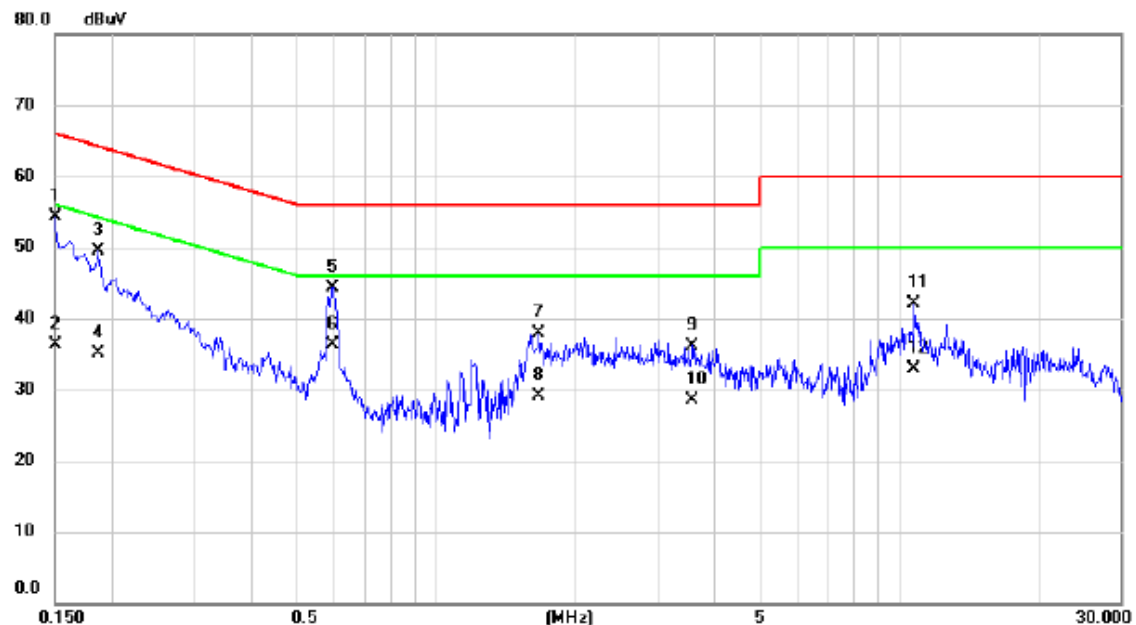
## Line



No.	Mk.	Freq.	Reading	Correct	Measure-	Limit	Margin		
		MHz	Level	Factor	ment			Detector	Comment
			dBuV	dB	dBuV	dBuV	dB		
1		0.1556	43.11	9.52	52.63	65.70	-13.07	QP	
2		0.1556	26.70	9.52	36.22	55.70	-19.48	AVG	
3		0.2540	33.98	9.53	43.51	61.63	-18.12	QP	
4		0.2540	21.40	9.53	30.93	51.63	-20.70	AVG	
5		0.5940	33.26	9.64	42.90	56.00	-13.10	QP	
6	*	0.5940	24.50	9.64	34.14	46.00	-11.86	AVG	
7		1.1860	28.18	9.77	37.95	56.00	-18.05	QP	
8		1.1860	17.60	9.77	27.37	46.00	-18.63	AVG	
9		4.0140	27.15	10.19	37.34	56.00	-18.66	QP	
10		4.0140	16.80	10.19	26.99	46.00	-19.01	AVG	
11		10.8540	31.01	10.24	41.25	60.00	-18.75	QP	
12		10.8540	22.40	10.24	32.64	50.00	-17.36	AVG	

Test Voltage:	AC 120V/60Hz
Test Mode:	Adapter+Idle+BT+2.4G WIFI+GPS+Camera on+Earphone
Note:	Adapter: BYD(US) + USB Cable: LUXSHAREICT + Earphone: QUANCHENG

## Neutral

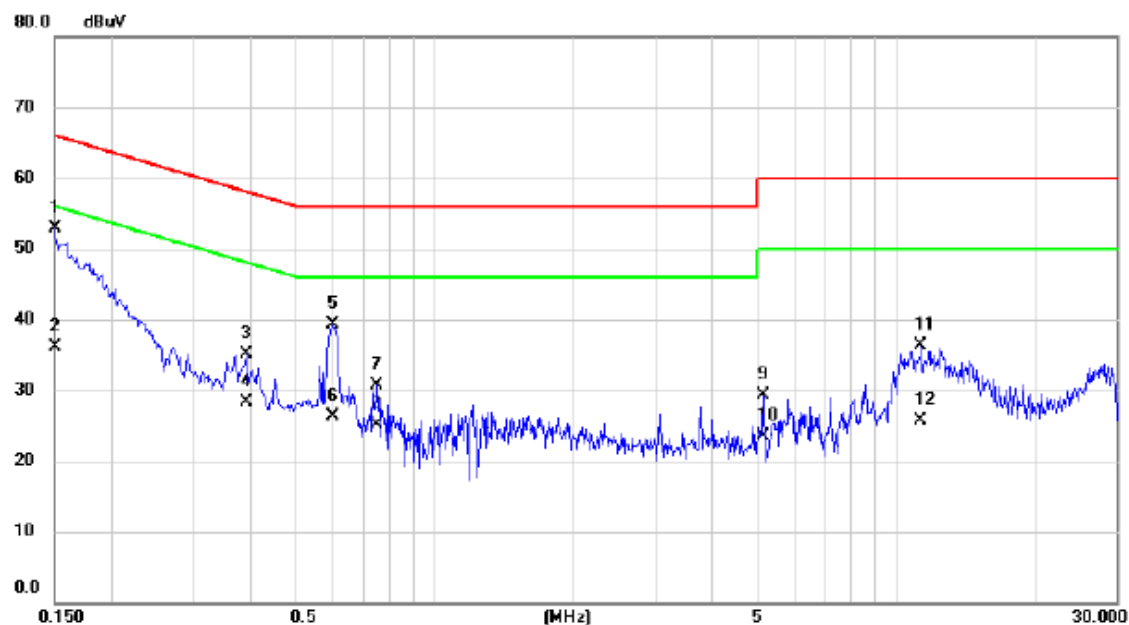


No.	Mk.	Freq. MHz	Reading Level dBuV	Correct Factor dB	Measure- ment dBuV	Limit dBuV	Margin dB	Detector	Comment
1		0.1500	44.79	9.52	54.31	66.00	-11.69	QP	
2		0.1500	26.80	9.52	36.32	56.00	-19.68	AVG	
3		0.1860	40.04	9.48	49.52	64.21	-14.69	QP	
4		0.1860	25.70	9.48	35.18	54.21	-19.03	AVG	
5		0.5980	34.90	9.44	44.34	56.00	-11.66	QP	
6	*	0.5980	26.80	9.44	36.24	46.00	-9.76	AVG	
7		1.6660	28.19	9.68	37.87	56.00	-18.13	QP	
8		1.6660	19.40	9.68	29.08	46.00	-16.92	AVG	
9		3.5780	26.35	9.85	36.20	56.00	-19.80	QP	
10		3.5780	18.70	9.85	28.55	46.00	-17.45	AVG	
11		10.7540	31.75	10.32	42.07	60.00	-17.93	QP	
12		10.7540	22.50	10.32	32.82	50.00	-17.18	AVG	



Test Voltage:	AC 120V/60Hz
Test Mode:	Adapter+Idle+BT+2.4G WIFI+GPS+Camera on+Earphone
Note:	Adapter: BYD(EU) + USB Cable: LUXSHAREICT + Earphone: QUANCHENG

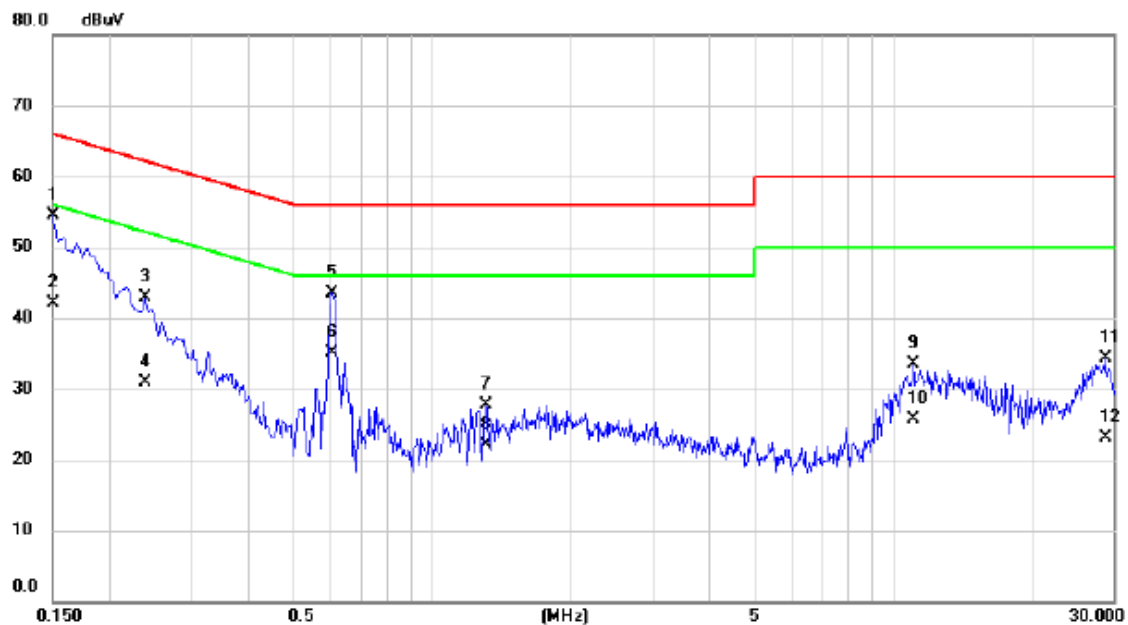
## Line



No.	Mk.	Freq.	Reading Level	Correct Factor	Measurement	Limit	Margin		
		MHz	dBuV	dB	dBuV	dBuV	dB	Detector	Comment
1	*	0.1500	43.40	9.52	52.92	66.00	-13.08	QP	
2		0.1500	26.50	9.52	36.02	56.00	-19.98	AVG	
3		0.3900	25.53	9.54	35.07	58.06	-22.99	QP	
4		0.3900	18.70	9.54	28.24	48.06	-19.82	AVG	
5		0.6020	29.68	9.64	39.32	56.00	-16.68	QP	
6		0.6020	16.70	9.64	26.34	46.00	-19.66	AVG	
7		0.7500	21.09	9.70	30.79	56.00	-25.21	QP	
8		0.7500	15.40	9.70	25.10	46.00	-20.90	AVG	
9		5.1340	19.33	10.00	29.33	60.00	-30.67	QP	
10		5.1340	13.50	10.00	23.50	50.00	-26.50	AVG	
11		11.2900	26.01	10.25	36.26	60.00	-23.74	QP	
12		11.2900	15.40	10.25	25.65	50.00	-24.35	AVG	

Test Voltage:	AC 120V/60Hz
Test Mode:	Adapter+Idle+BT+2.4G WIFI+GPS+Camera on+Earphone
Note:	Adapter: BYD(EU) + USB Cable: LUXSHAREICT + Earphone: QUANCHENG

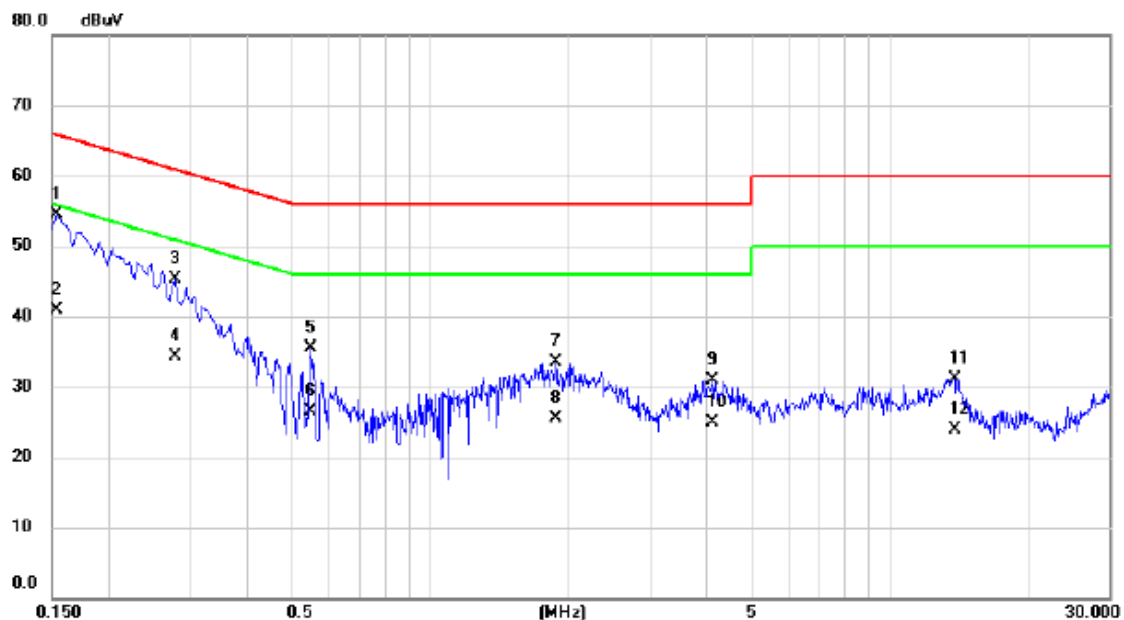
## Neutral



No.	Mk.	Freq.	Reading Level	Correct Factor	Measurement	Limit	Margin		
		MHz	dBuV	dB	dBuV	dBuV	dB	Detector	Comment
1		0.1500	45.01	9.52	54.53	66.00	-11.47	QP	
2		0.1500	32.50	9.52	42.02	56.00	-13.98	AVG	
3		0.2380	33.30	9.53	42.83	62.17	-19.34	QP	
4		0.2380	21.40	9.53	30.93	52.17	-21.24	AVG	
5		0.6060	34.14	9.44	43.58	56.00	-12.42	QP	
6	*	0.6060	25.70	9.44	35.14	46.00	-10.86	AVG	
7		1.3060	18.03	9.67	27.70	56.00	-28.30	QP	
8		1.3060	12.50	9.67	22.17	46.00	-23.83	AVG	
9		11.0020	23.16	10.32	33.48	60.00	-26.52	QP	
10		11.0020	15.40	10.32	25.72	50.00	-24.28	AVG	
11		28.8820	23.68	10.57	34.25	60.00	-25.75	QP	
12		28.8820	12.50	10.57	23.07	50.00	-26.93	AVG	

Test Voltage:	AC 120V/60Hz
Test Mode:	Adapter+Idle+BT+2.4G WIFI+GPS+Camera on+Earphone
Note:	Adapter: Salcomp(EU) +USB Cable: LUXSHAREICT + Earphone: QUANCHENG

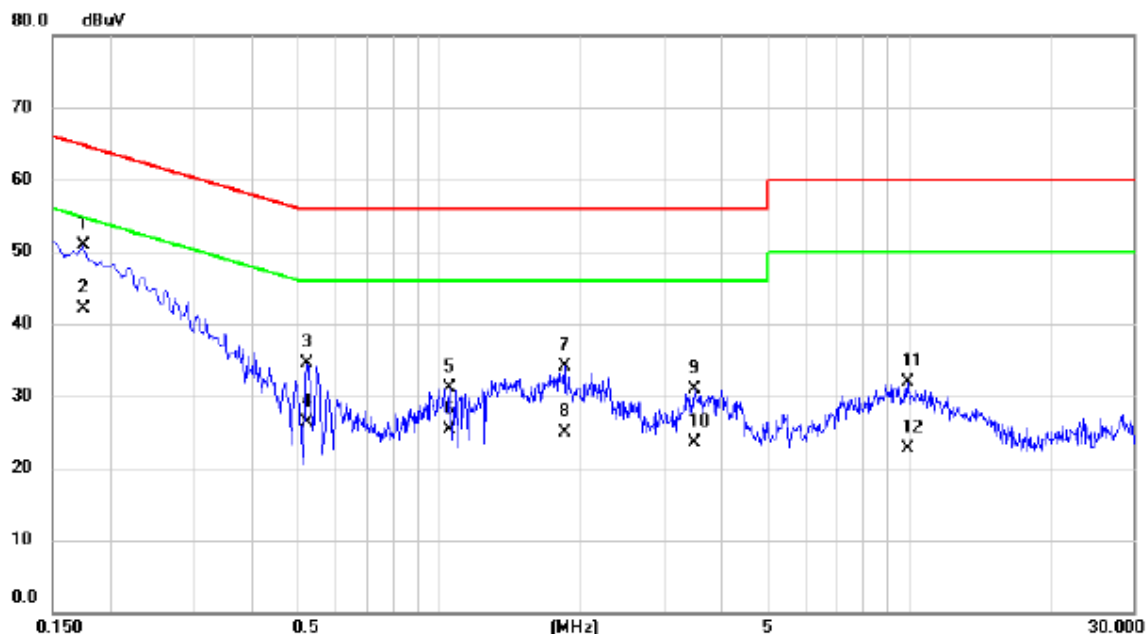
## Line



No.	Mk.	Freq. MHz	Reading Level dBuV	Correct Factor dB	Measure- ment dBuV	Limit dBuV	Margin dB	Detector	Comment
1	*	0.1540	44.91	9.52	54.43	65.78	-11.35	QP	
2		0.1540	31.40	9.52	40.92	55.78	-14.86	AVG	
3		0.2780	35.68	9.53	45.21	60.88	-15.67	QP	
4		0.2780	24.70	9.53	34.23	50.88	-16.65	AVG	
5		0.5500	25.86	9.64	35.50	56.00	-20.50	QP	
6		0.5500	16.80	9.64	26.44	46.00	-19.56	AVG	
7		1.8700	23.55	9.89	33.44	56.00	-22.56	QP	
8		1.8700	15.70	9.89	25.59	46.00	-20.41	AVG	
9		4.1020	20.82	10.17	30.99	56.00	-25.01	QP	
10		4.1020	14.70	10.17	24.87	46.00	-21.13	AVG	
11		13.7940	20.85	10.33	31.18	60.00	-28.82	QP	
12		13.7940	13.60	10.33	23.93	50.00	-26.07	AVG	

Test Voltage:	AC 120V/60Hz
Test Mode:	Adapter+Idle+BT+2.4G WIFI+GPS+Camera on+Earphone
Note:	Adapter: Salcomp(EU) +USB Cable: LUXSHAREICT + Earphone: QUANCHENG

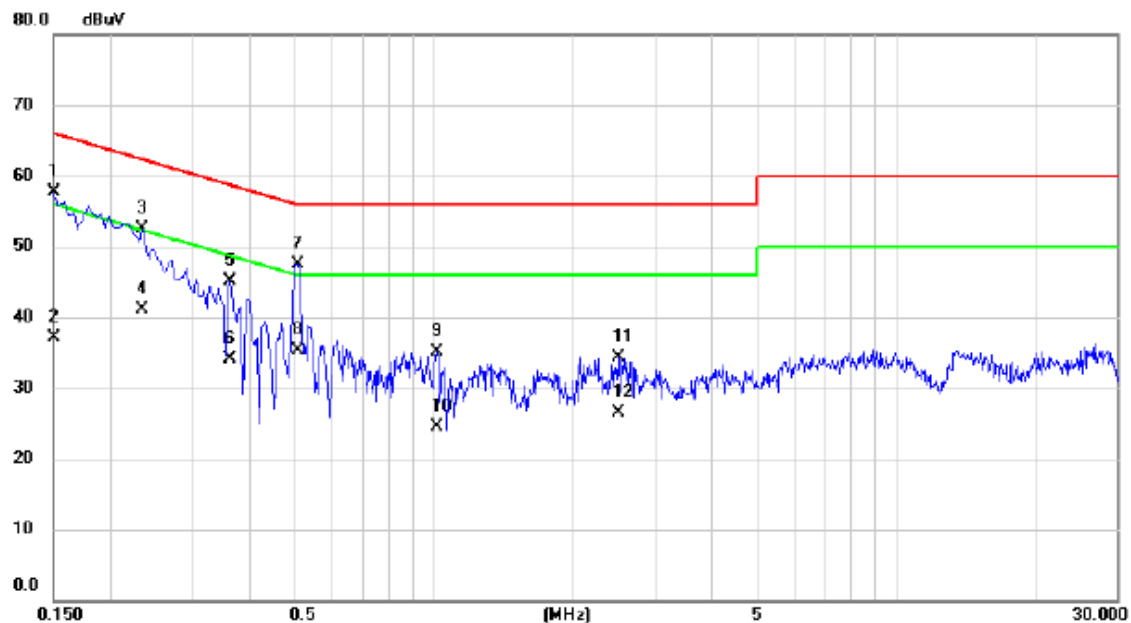
## Neutral



No.	Mk.	Freq.	Reading Level	Correct Factor	Measurement	Limit	Margin		
		MHz	dBuV	dB	dBuV	dBuV	dB	Detector	Comment
1		0.1740	41.46	9.43	50.89	64.77	-13.88	QP	
2	*	0.1740	32.70	9.43	42.13	54.77	-12.64	AVG	
3		0.5220	25.03	9.44	34.47	56.00	-21.53	QP	
4		0.5220	16.80	9.44	26.24	46.00	-19.76	AVG	
5		1.0500	21.40	9.66	31.06	56.00	-24.94	QP	
6		1.0500	15.70	9.66	25.36	46.00	-20.64	AVG	
7		1.8460	24.32	9.69	34.01	56.00	-21.99	QP	
8		1.8460	15.20	9.69	24.89	46.00	-21.11	AVG	
9		3.4980	21.15	9.84	30.99	56.00	-25.01	QP	
10		3.4980	13.60	9.84	23.44	46.00	-22.56	AVG	
11		9.9020	21.69	10.30	31.99	60.00	-28.01	QP	
12		9.9020	12.50	10.30	22.80	50.00	-27.20	AVG	

Test Voltage:	AC 120V/60Hz
Test Mode:	Adapter+Idle+Playing+Speaker
Note:	Adapter: Salcomp(US) +USB Cable: LUXSHAREICT + Earphone: QUANCHENG

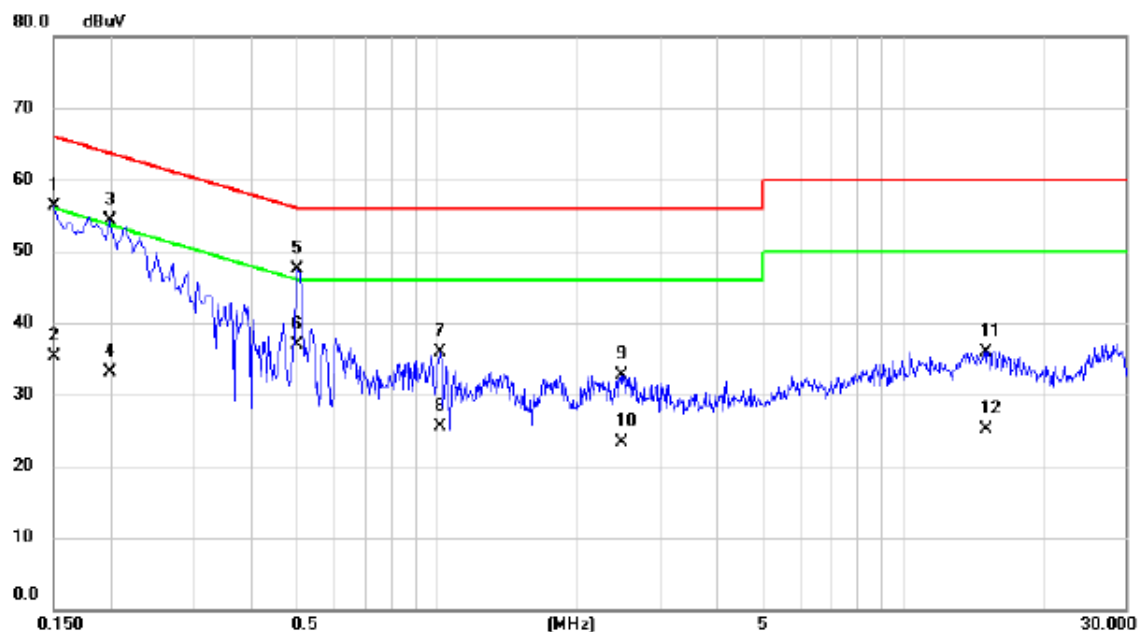
## Line



No.	Mk.	Freq. MHz	Reading Level dBuV	Correct Factor dB	Measure- ment dBuV	Limit dBuV	Margin dB	Detector	Comment
1	*	0.1500	48.27	9.52	57.79	66.00	-8.21	QP	
2		0.1500	27.60	9.52	37.12	56.00	-18.88	AVG	
3		0.2340	42.89	9.53	52.42	62.31	-9.89	QP	
4		0.2340	31.50	9.53	41.03	52.31	-11.28	AVG	
5		0.3620	35.58	9.54	45.12	58.68	-13.56	QP	
6		0.3620	24.50	9.54	34.04	48.68	-14.64	AVG	
7		0.5060	37.89	9.64	47.53	56.00	-8.47	QP	
8		0.5060	25.70	9.64	35.34	46.00	-10.66	AVG	
9		1.0140	25.28	9.76	35.04	56.00	-20.96	QP	
10		1.0140	14.80	9.76	24.56	46.00	-21.44	AVG	
11		2.4980	24.27	10.09	34.36	56.00	-21.64	QP	
12		2.4980	16.50	10.09	26.59	46.00	-19.41	AVG	

Test Voltage:	AC 120V/60Hz
Test Mode:	Adapter+Idle+Playing+Speaker
Note:	Adapter: Salcomp(US) +USB Cable: LUXSHAREICT + Earphone: QUANCHENG

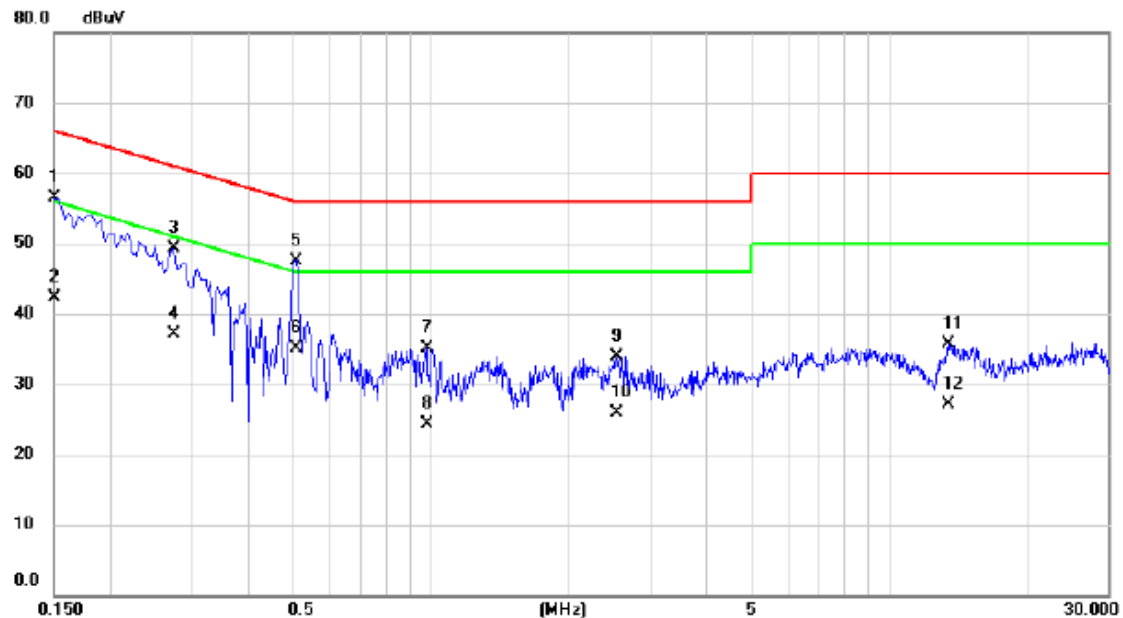
## Neutral



No.	Mk.	Freq. MHz	Reading Level dBuV	Correct Factor dB	Measure- ment dBuV	Limit dBuV	Margin dB	Detector	Comment
1		0.1500	46.79	9.52	56.31	66.00	-9.69	QP	
2		0.1500	25.70	9.52	35.22	56.00	-20.78	AVG	
3		0.1980	44.69	9.52	54.21	63.69	-9.48	QP	
4		0.1980	23.60	9.52	33.12	53.69	-20.57	AVG	
5	*	0.5020	38.08	9.44	47.52	56.00	-8.48	QP	
6		0.5020	27.50	9.44	36.94	46.00	-9.06	AVG	
7		1.0140	26.27	9.66	35.93	56.00	-20.07	QP	
8		1.0140	15.80	9.66	25.46	46.00	-20.54	AVG	
9		2.4940	22.91	9.79	32.70	56.00	-23.30	QP	
10		2.4940	13.50	9.79	23.29	46.00	-22.71	AVG	
11		15.1060	25.63	10.36	35.99	60.00	-24.01	QP	
12		15.1060	14.80	10.36	25.16	50.00	-24.84	AVG	

Test Voltage:	AC 120V/60Hz
Test Mode:	Adapter+Traffic (GSM)+ Earphone
Note:	Adapter: Salcomp(US) +USB Cable: LUXSHAREICT + Earphone: QUANCHENG

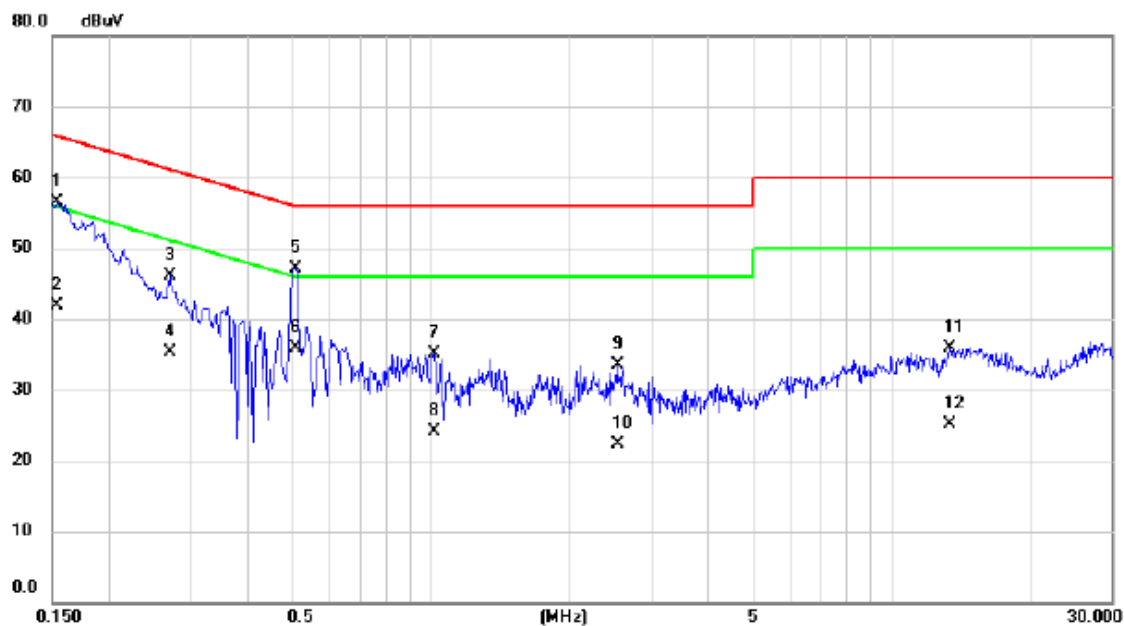
## Line



No.	Mk.	Freq.	Reading	Correct	Measure-	Limit	Margin		
		MHz	dBuV	Factor	ment	dBuV	dB	Detector	Comment
1		0.1500	46.90	9.52	56.42	66.00	-9.58	QP	
2		0.1500	32.80	9.52	42.32	56.00	-13.68	AVG	
3		0.2740	39.85	9.53	49.38	61.00	-11.62	QP	
4		0.2740	27.50	9.53	37.03	51.00	-13.97	AVG	
5	*	0.5060	37.96	9.64	47.60	56.00	-8.40	QP	
6		0.5060	25.40	9.64	35.04	46.00	-10.96	AVG	
7		0.9780	25.31	9.76	35.07	56.00	-20.93	QP	
8		0.9780	14.50	9.76	24.26	46.00	-21.74	AVG	
9		2.5420	23.90	10.09	33.99	56.00	-22.01	QP	
10		2.5420	15.80	10.09	25.89	46.00	-20.11	AVG	
11		13.4420	25.32	10.31	35.63	60.00	-24.37	QP	
12		13.4420	16.70	10.31	27.01	50.00	-22.99	AVG	

Test Voltage:	AC 120V/60Hz
Test Mode:	Adapter+Traffic (GSM)+ Earphone
Note:	Adapter: Salcomp(US) +USB Cable: LUXSHAREICT + Earphone: QUANCHENG

## Neutral

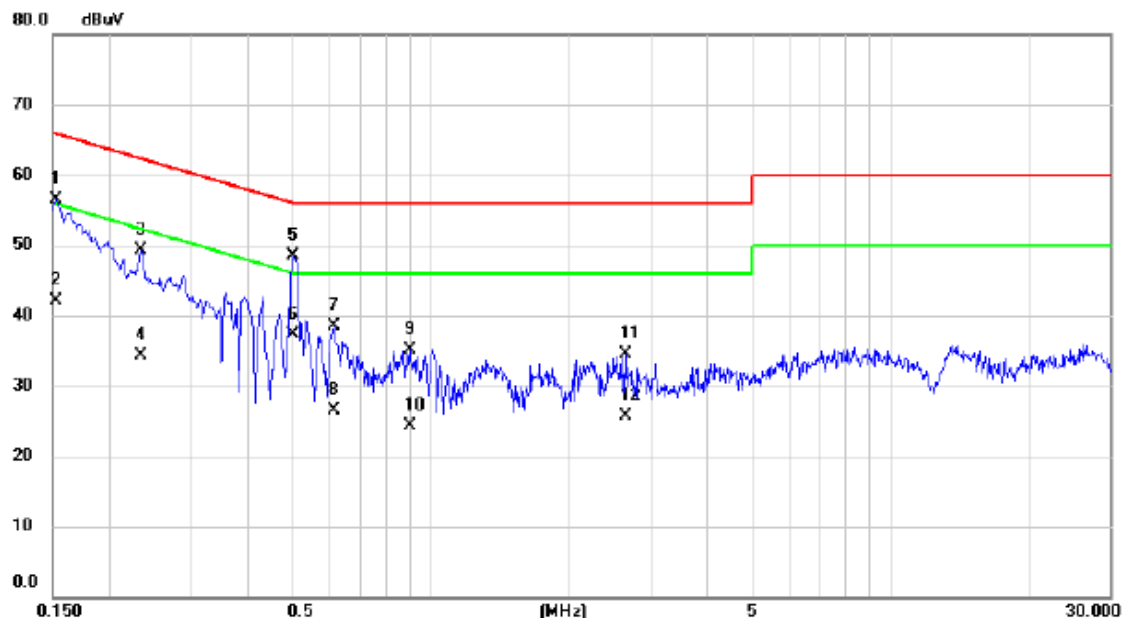


No.	Mk.	Freq.	Reading Level	Correct Factor	Measurement	Limit	Margin		
		MHz	dBuV	dB	dBuV	dBuV	dB	Detector	Comment
1		0.1540	46.92	9.50	56.42	65.78	-9.36	QP	
2		0.1540	32.50	9.50	42.00	55.78	-13.78	AVG	
3		0.2700	36.52	9.53	46.05	61.12	-15.07	QP	
4		0.2700	25.70	9.53	35.23	51.12	-15.89	AVG	
5	*	0.5060	37.71	9.44	47.15	56.00	-8.85	QP	
6		0.5060	26.50	9.44	35.94	46.00	-10.06	AVG	
7		1.0140	25.45	9.66	35.11	56.00	-20.89	QP	
8		1.0140	14.50	9.66	24.16	46.00	-21.84	AVG	
9		2.5340	23.74	9.79	33.53	56.00	-22.47	QP	
10		2.5340	12.50	9.79	22.29	46.00	-23.71	AVG	
11		13.3380	25.65	10.34	35.99	60.00	-24.01	QP	
12		13.3380	14.70	10.34	25.04	50.00	-24.96	AVG	



Test Voltage:	AC 120V/60Hz
Test Mode:	Adapter+Traffic (WCDMA)
Note:	Adapter: Salcomp(US) +USB Cable: LUXSHAREICT + Earphone: QUANCHENG

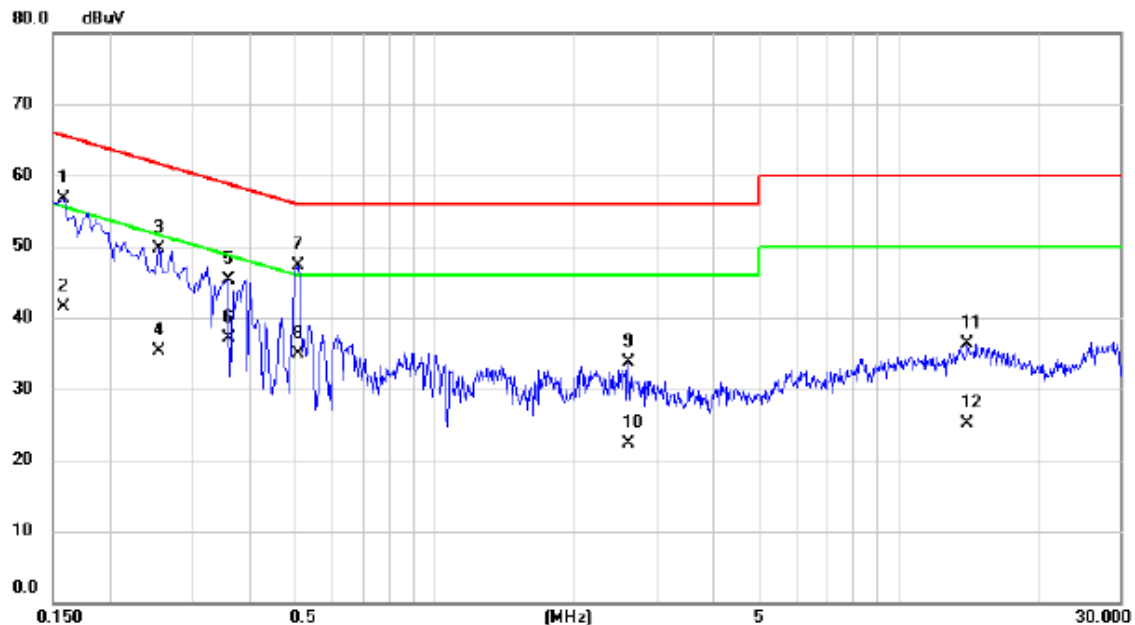
## Line



No.	Mk.	Freq. MHz	Reading Level dBuV	Correct Factor dB	Measure- ment dBuV	Limit dBuV	Margin dB	Detector	Comment
1		0.1532	47.05	9.52	56.57	65.82	-9.25	QP	
2		0.1532	32.50	9.52	42.02	55.82	-13.80	AVG	
3		0.2340	39.73	9.53	49.26	62.31	-13.05	QP	
4		0.2340	24.70	9.53	34.23	52.31	-18.08	AVG	
5	*	0.5020	38.83	9.64	48.47	56.00	-7.53	QP	
6		0.5020	27.60	9.64	37.24	46.00	-8.76	AVG	
7		0.6140	28.83	9.64	38.47	56.00	-17.53	QP	
8		0.6140	16.80	9.64	26.44	46.00	-19.56	AVG	
9		0.8980	25.37	9.75	35.12	56.00	-20.88	QP	
10		0.8980	14.50	9.75	24.25	46.00	-21.75	AVG	
11		2.6460	24.40	10.09	34.49	56.00	-21.51	QP	
12		2.6460	15.60	10.09	25.69	46.00	-20.31	AVG	

Test Voltage:	AC 120V/60Hz
Test Mode:	Adapter+Traffic (WCDMA)
Note:	Adapter: Salcomp(US) +USB Cable: LUXSHAREICT + Earphone: QUANCHENG

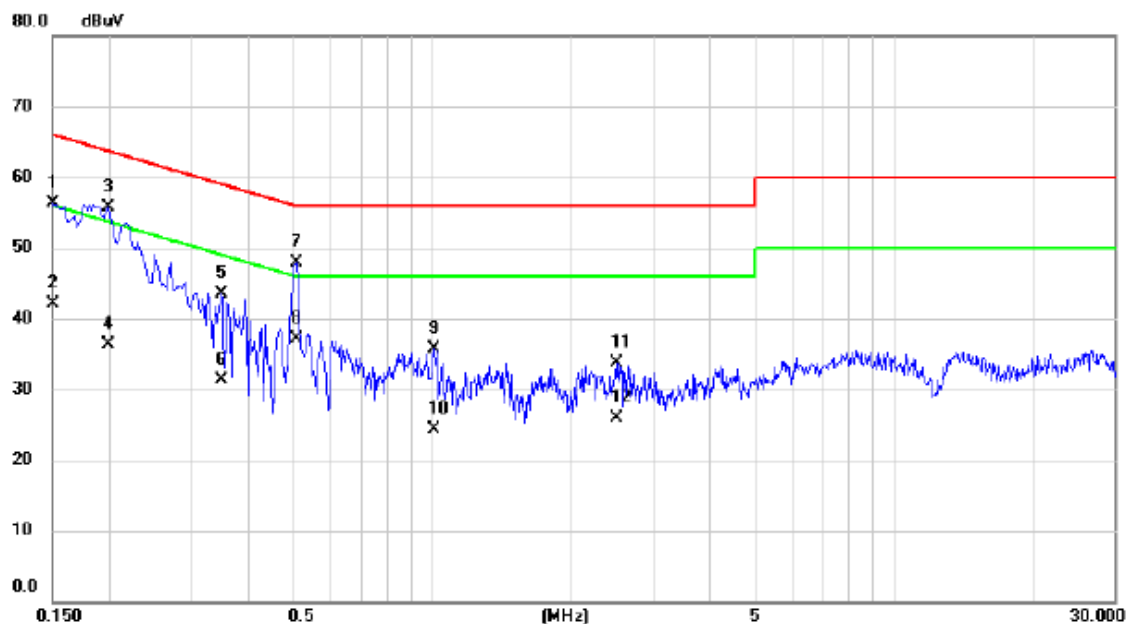
## Neutral



No.	Mk.	Freq. MHz	Reading Level dBuV	Correct Factor dB	Measure- ment dBuV	Limit dBuV	Margin dB	Detector	Comment
1		0.1580	47.26	9.48	56.74	65.57	-8.83	QP	
2		0.1580	32.00	9.48	41.48	55.57	-14.09	AVG	
3		0.2540	40.26	9.53	49.79	61.63	-11.84	QP	
4		0.2540	25.70	9.53	35.23	51.63	-16.40	AVG	
5		0.3580	35.76	9.52	45.28	58.77	-13.49	QP	
6		0.3580	27.60	9.52	37.12	48.77	-11.65	AVG	
7	*	0.5060	37.81	9.44	47.25	56.00	-8.75	QP	
8		0.5060	25.40	9.44	34.84	46.00	-11.16	AVG	
9		2.6100	23.88	9.79	33.67	56.00	-22.33	QP	
10		2.6100	12.50	9.79	22.29	46.00	-23.71	AVG	
11		14.0260	25.99	10.35	36.34	60.00	-23.66	QP	
12		14.0260	14.70	10.35	25.05	50.00	-24.95	AVG	

Test Voltage:	AC 120V/60Hz
Test Mode:	Adapter+Traffic (LTE)
Note:	Adapter: Salcomp(US) +USB Cable: LUXSHAREICT + Earphone: QUANCHENG

## Line



No.	Mk.	Freq.	Reading Level	Correct Factor	Measurement	Limit	Margin		
		MHz	dBuV	dB	dBuV	dBuV	dB	Detector	Comment
1		0.1507	46.75	9.52	56.27	65.96	-9.69	QP	
2		0.1507	32.50	9.52	42.02	55.96	-13.94	AVG	
3	*	0.1985	46.17	9.53	55.70	63.67	-7.97	QP	
4		0.1985	26.80	9.53	36.33	53.67	-17.34	AVG	
5		0.3500	33.95	9.53	43.48	58.96	-15.48	QP	
6		0.3500	21.70	9.53	31.23	48.96	-17.73	AVG	
7		0.5060	38.30	9.64	47.94	56.00	-8.06	QP	
8		0.5060	27.40	9.64	37.04	46.00	-8.96	AVG	
9		1.0060	25.86	9.76	35.62	56.00	-20.38	QP	
10		1.0060	14.50	9.76	24.26	46.00	-21.74	AVG	
11		2.4980	23.65	10.09	33.74	56.00	-22.26	QP	
12		2.4980	15.80	10.09	25.89	46.00	-20.11	AVG	

Test Voltage:	AC 120V/60Hz
Test Mode:	Adapter+Traffic (LTE)
Note:	Adapter: Salcomp(US) +USB Cable: LUXSHAREICT + Earphone: QUANCHENG

## Neutral

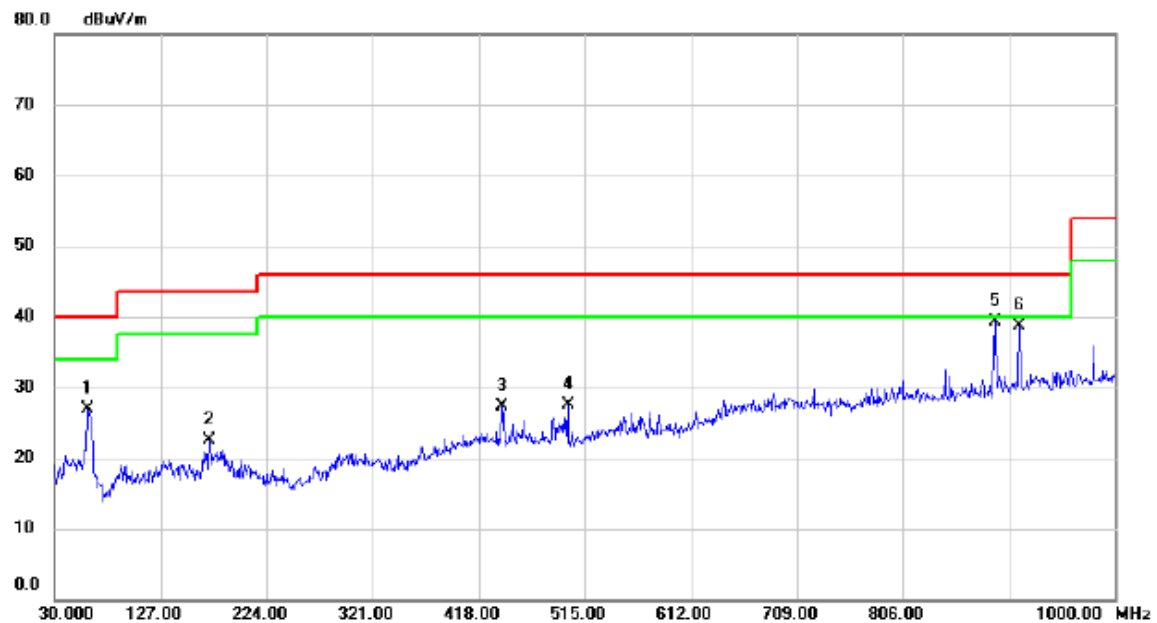


No.	Mk.	Freq. MHz	Reading Level dBuV	Correct Factor dB	Measure- ment dBuV	Limit dBuV	Margin dB	Detector	Comment
1		0.1540	45.48	9.50	54.98	65.78	-10.80	QP	
2		0.1540	24.60	9.50	34.10	55.78	-21.68	AVG	
3		0.1740	43.95	9.43	53.38	64.77	-11.39	QP	
4		0.1740	32.70	9.43	42.13	54.77	-12.64	AVG	
5		0.3620	35.37	9.52	44.89	58.68	-13.79	QP	
6		0.3620	24.70	9.52	34.22	48.68	-14.46	AVG	
7	*	0.5020	36.54	9.44	45.98	56.00	-10.02	QP	
8		0.5020	25.80	9.44	35.24	46.00	-10.76	AVG	
9		0.9660	28.49	9.66	38.15	56.00	-17.85	QP	
10		0.9660	17.50	9.66	27.16	46.00	-18.84	AVG	
11		2.4940	26.57	9.79	36.36	56.00	-19.64	QP	
12		2.4940	18.40	9.79	28.19	46.00	-17.81	AVG	

## **ATTACHMENT B - RADIATED EMISSION (30MHZ TO 1000MHZ)**

Test Voltage:	AC 120V/60Hz
Test Mode:	USB copy(EUT with PC)+Idle+ Earphone
Note:	USB Cable: LUXSHAREICT + Earphone: QUANCHENG

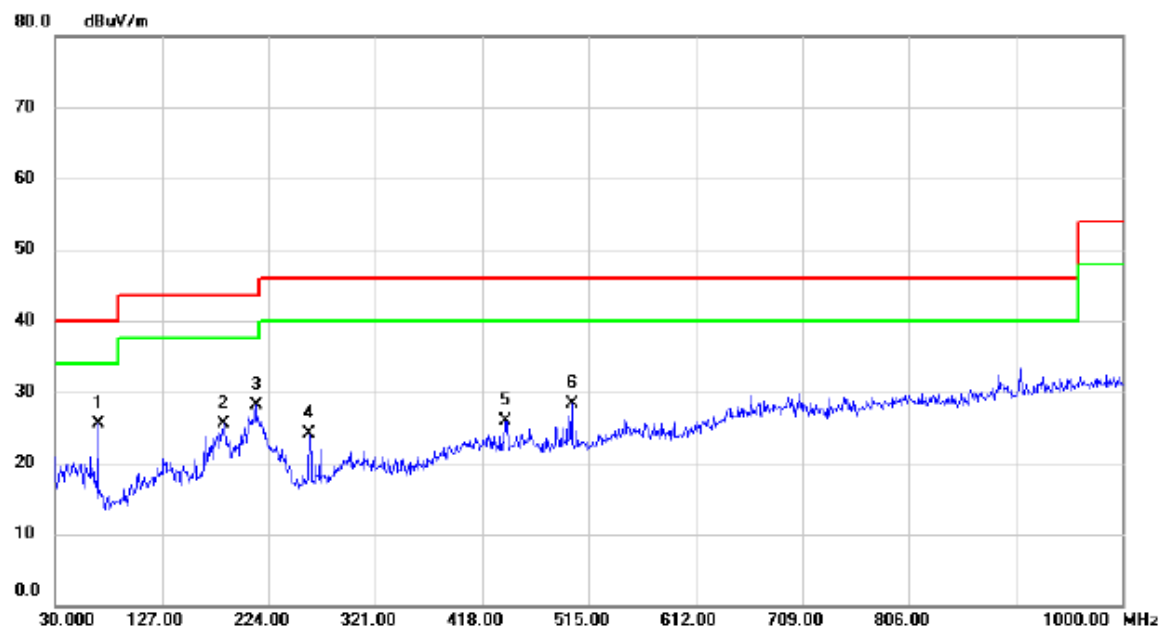
## Vertical



No.	Mk.	Freq. MHz	Reading Level dBuV	Correct Factor dB	Measure- ment dBuV/m	Limit dBuV/m	Margin dB	Detector	Comment
1		60.5550	41.90	-14.95	26.95	40.00	-13.05	QP	
2		171.6200	36.22	-13.68	22.54	43.50	-20.96	QP	
3		439.8250	36.37	-9.09	27.28	46.00	-18.72	QP	
4		499.9650	35.79	-8.28	27.51	46.00	-18.49	QP	
5	*	890.3900	39.68	-0.46	39.22	46.00	-6.78	QP	
6		912.7000	38.61	0.09	38.70	46.00	-7.30	QP	

Test Voltage:	AC 120V/60Hz
Test Mode:	USB copy(EUT with PC)+Idle+ Earphone
Note:	USB Cable: LUXSHAREICT + Earphone: QUANCHENG

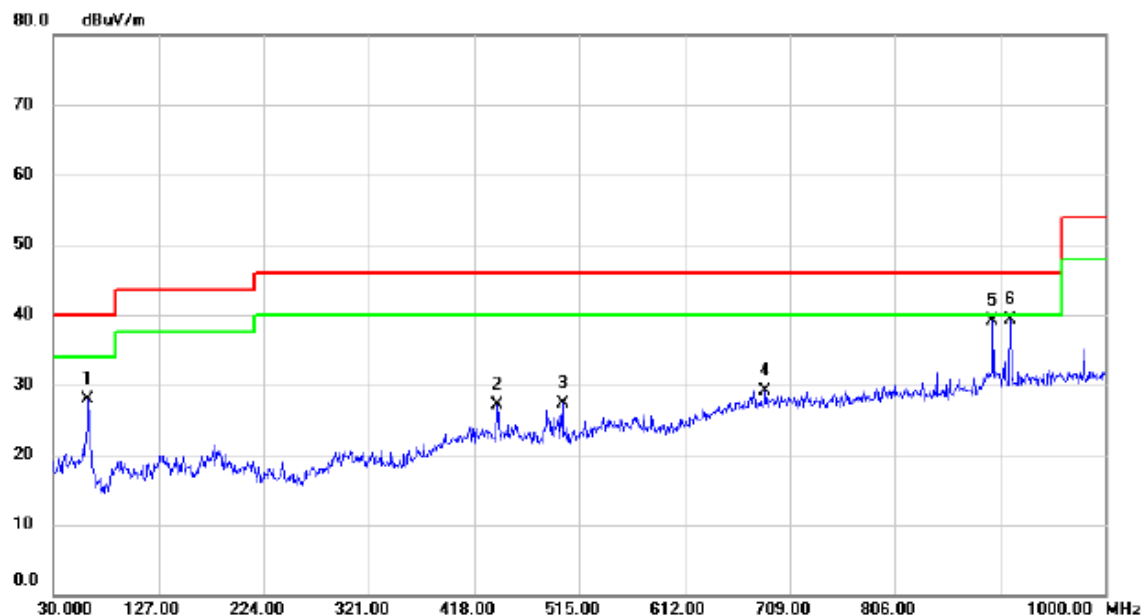
## Horizontal



No.	Mk.	Freq. MHz	Reading Level dBuV	Correct Factor dB	Measure- ment dBuV/m	Limit dBuV/m	Margin dB	Detector	Comment
1	*	68.8000	41.51	-16.00	25.51	40.00	-14.49	QP	
2		183.2600	40.08	-14.52	25.56	43.50	-17.94	QP	
3		212.3600	42.35	-14.27	28.08	43.50	-15.42	QP	
4		261.3450	37.63	-13.62	24.01	46.00	-21.99	QP	
5		439.8250	35.06	-9.09	25.97	46.00	-20.03	QP	
6		499.9650	36.51	-8.28	28.23	46.00	-17.77	QP	

Test Voltage:	AC 120V/60Hz
Test Mode:	USB copy(EUT with PC)+Idle+ Earphone
Note:	USB Cable: HONGLIN + Earphone: Lianchuang

## Vertical

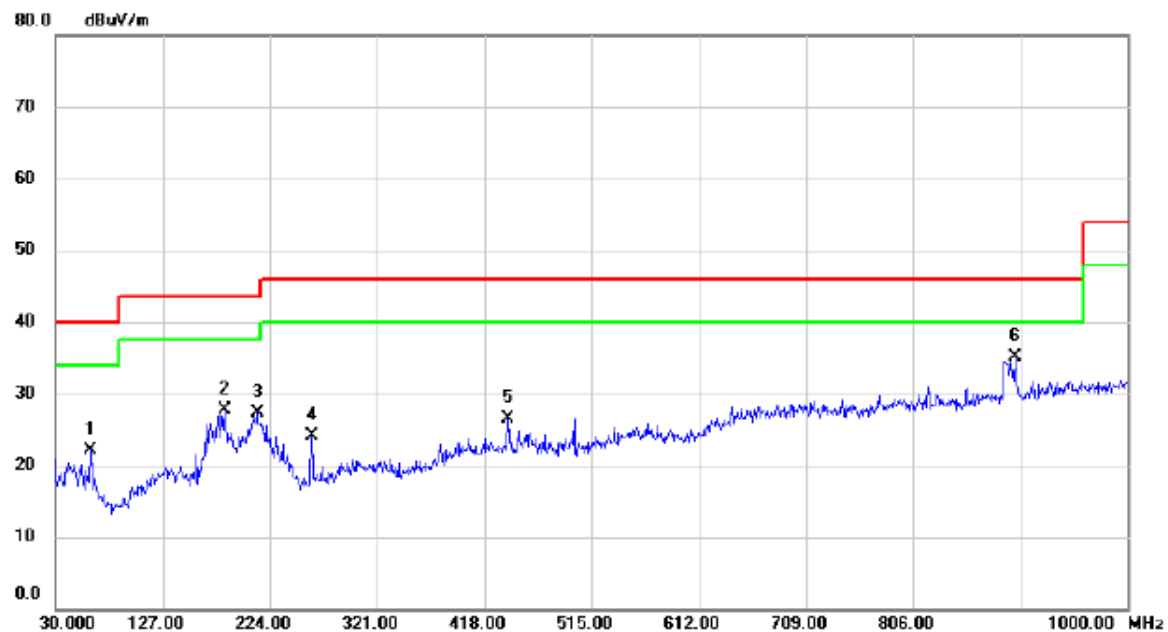


No.	Mk.	Freq. MHz	Reading Level dBuV	Correct Factor dB	Measure- ment dBuV/m	Limit dBuV/m	Margin dB	Detector	Comment
1		62.0100	42.97	-15.12	27.85	40.00	-12.15	QP	
2		439.8250	36.26	-9.09	27.17	46.00	-18.83	QP	
3		499.9650	35.68	-8.28	27.40	46.00	-18.60	QP	
4		686.6900	33.54	-4.53	29.01	46.00	-16.99	QP	
5		896.2100	39.37	-0.28	39.09	46.00	-6.91	QP	
6	*	912.7000	39.12	0.09	39.21	46.00	-6.79	QP	



Test Voltage:	AC 120V/60Hz
Test Mode:	USB copy(EUT with PC)+Idle+ Earphone
Note:	USB Cable: HONGLIN + Earphone: Lianchuang

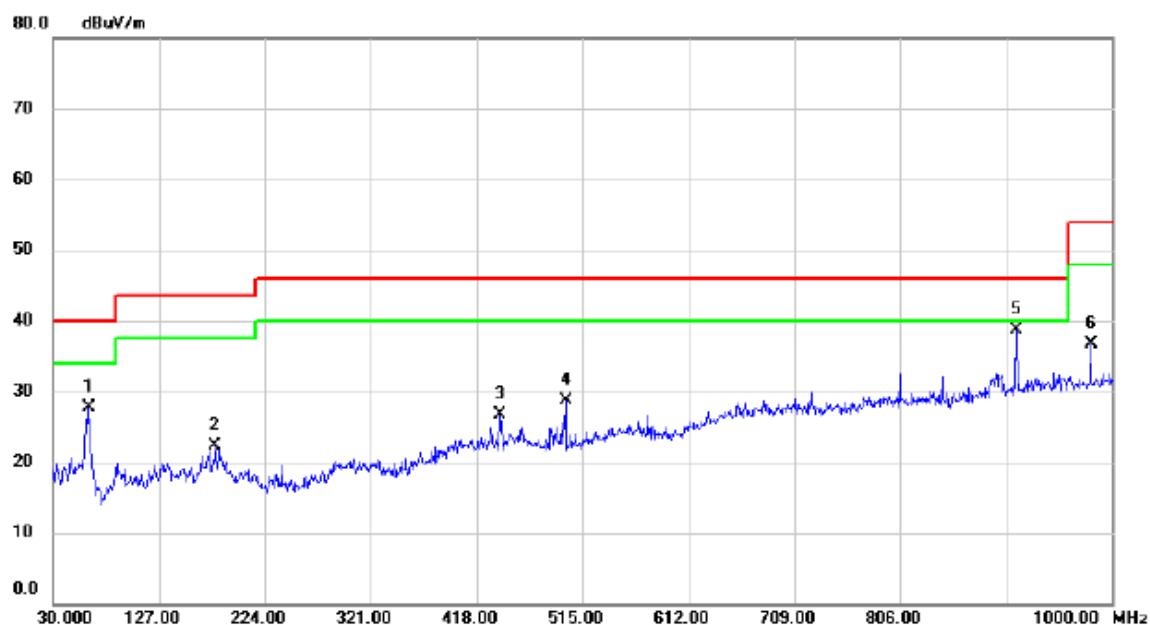
## Horizontal



No.	Mk.	Freq.	Reading Level	Correct Factor	Measurement	Limit	Margin		
		MHz	dBuV	dB	dBuV/m	dBuV/m	dB	Detector	Comment
1		61.0400	37.18	-15.01	22.17	40.00	-17.83	QP	
2		183.7450	42.27	-14.52	27.75	43.50	-15.75	QP	
3		212.3600	41.53	-14.27	27.26	43.50	-16.24	QP	
4		262.3150	37.59	-13.53	24.06	46.00	-21.94	QP	
5		439.8250	35.58	-9.09	26.49	46.00	-19.51	QP	
6	*	898.6350	35.39	-0.20	35.19	46.00	-10.81	QP	

Test Voltage:	AC 120V/60Hz
Test Mode:	USB copy(EUT with PC)+Idle+ Earphone
Note:	USB Cable: FOXCONN + Earphone: Lianchuang

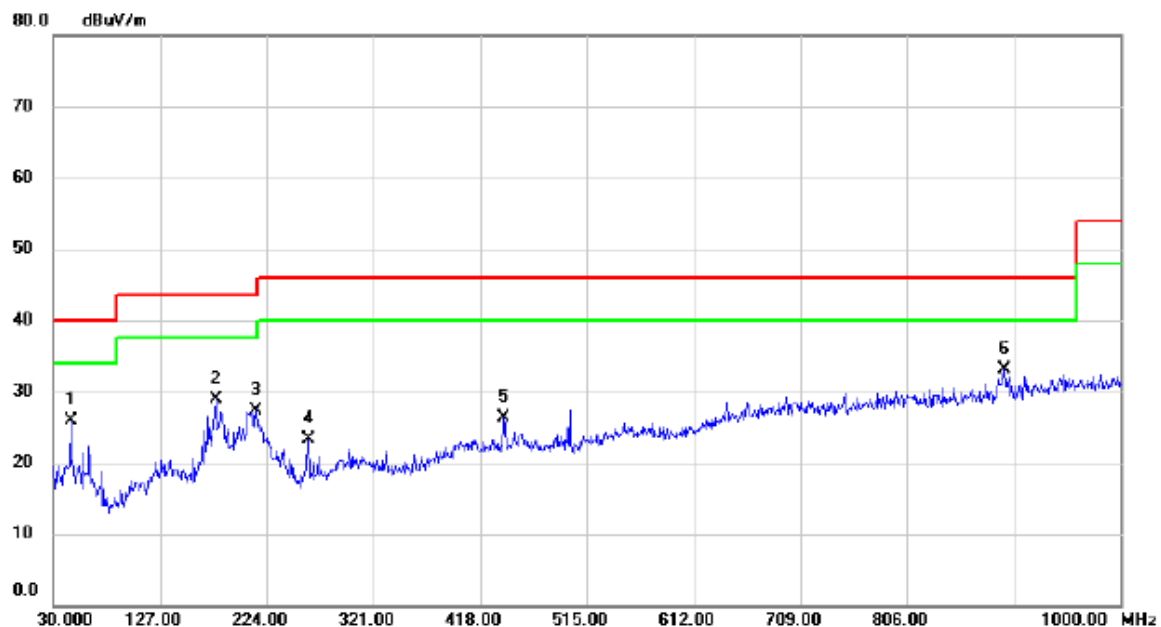
## Vertical



No.	Mk.	Freq.	Reading Level	Correct Factor	Measurement	Limit	Margin		
		MHz	dBuV	dB	dBuV/m	dBuV/m	dB	Detector	Comment
1		62.4950	42.88	-15.19	27.69	40.00	-12.31	QP	
2		178.4100	36.70	-14.44	22.26	43.50	-21.24	QP	
3		439.8250	35.86	-9.09	26.77	46.00	-19.23	QP	
4		499.9650	36.94	-8.28	28.66	46.00	-17.34	QP	
5	*	912.7000	38.69	0.09	38.78	46.00	-7.22	QP	
6		980.6000	35.75	0.99	36.74	54.00	-17.26	QP	

Test Voltage:	AC 120V/60Hz
Test Mode:	USB copy(EUT with PC)+Idle+ Earphone
Note:	USB Cable: FOXCONN + Earphone: Lianchuang

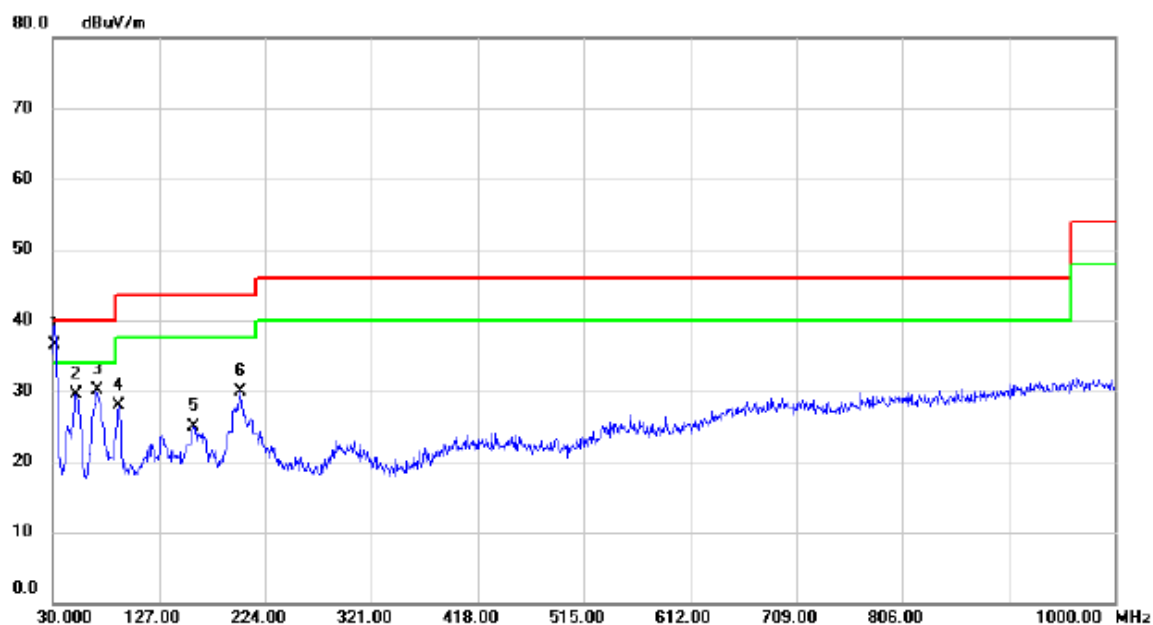
## Horizontal



No.	Mk.	Freq. MHz	Reading Level dBuV	Correct Factor dB	Measure- ment dBuV/m	Limit dBuV/m	Margin dB	Detector	Comment
1		45.5200	39.02	-13.09	25.93	40.00	-14.07	QP	
2		177.4400	43.28	-14.33	28.95	43.50	-14.55	QP	
3		214.7850	41.84	-14.47	27.37	43.50	-16.13	QP	
4		262.3150	36.82	-13.53	23.29	46.00	-22.71	QP	
5		439.8250	35.47	-9.09	26.38	46.00	-19.62	QP	
6	*	894.2700	33.46	-0.34	33.12	46.00	-12.88	QP	

Test Voltage:	AC 120V/60Hz
Test Mode:	Adapter+Idle+BT+2.4G WIFI+GPS+Camera on+Earphone
Note:	Adapter: Salcomp(US) +USB Cable: LUXSHAREICT + Earphone: QUANCHENG

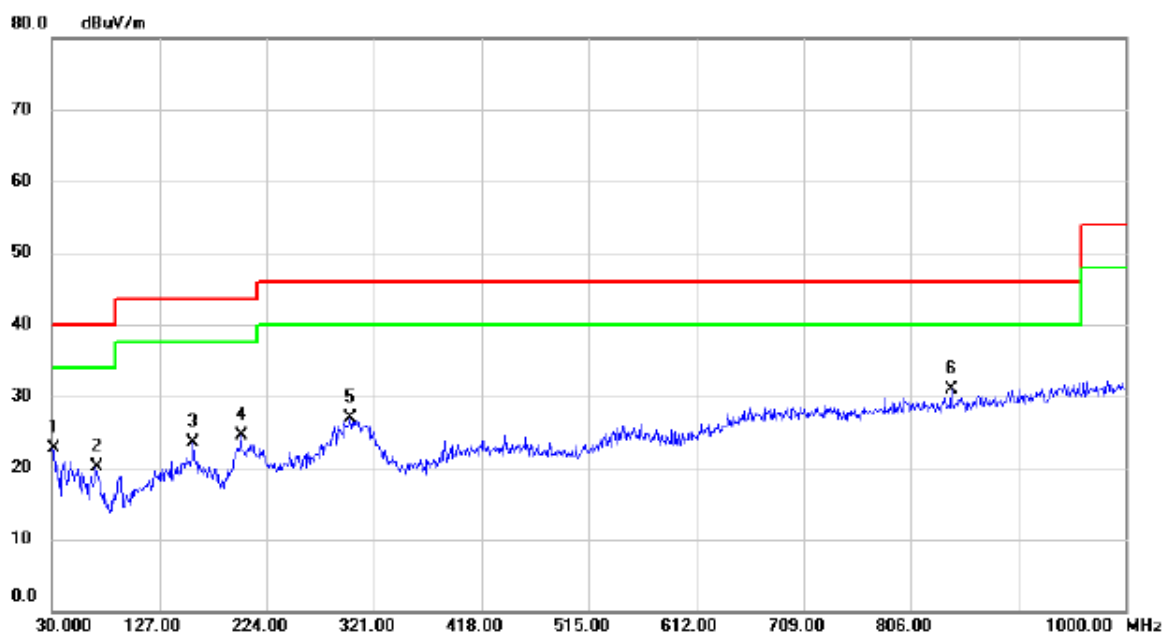
## Vertical



No.	Mk.	Freq. MHz	Reading Level dBuV	Correct Factor dB	Measure- ment dBuV/m	Limit dBuV/m	Margin dB	Detector	Comment
1	*	31.9400	50.97	-14.41	36.56	40.00	-3.44	QP	
2		50.8550	43.35	-13.77	29.58	40.00	-10.42	QP	
3		70.2550	46.38	-16.21	30.17	40.00	-9.83	QP	
4		90.6250	46.38	-18.45	27.93	43.50	-15.57	QP	
5		159.0100	38.42	-13.42	25.00	43.50	-18.50	QP	
6		201.2050	45.21	-15.36	29.85	43.50	-13.65	QP	

Test Voltage:	AC 120V/60Hz
Test Mode:	Adapter+Idle+BT+2.4G WIFI+GPS+Camera on+Earphone
Note:	Adapter: Salcomp(US) +USB Cable: LUXSHAREICT + Earphone: QUANCHENG

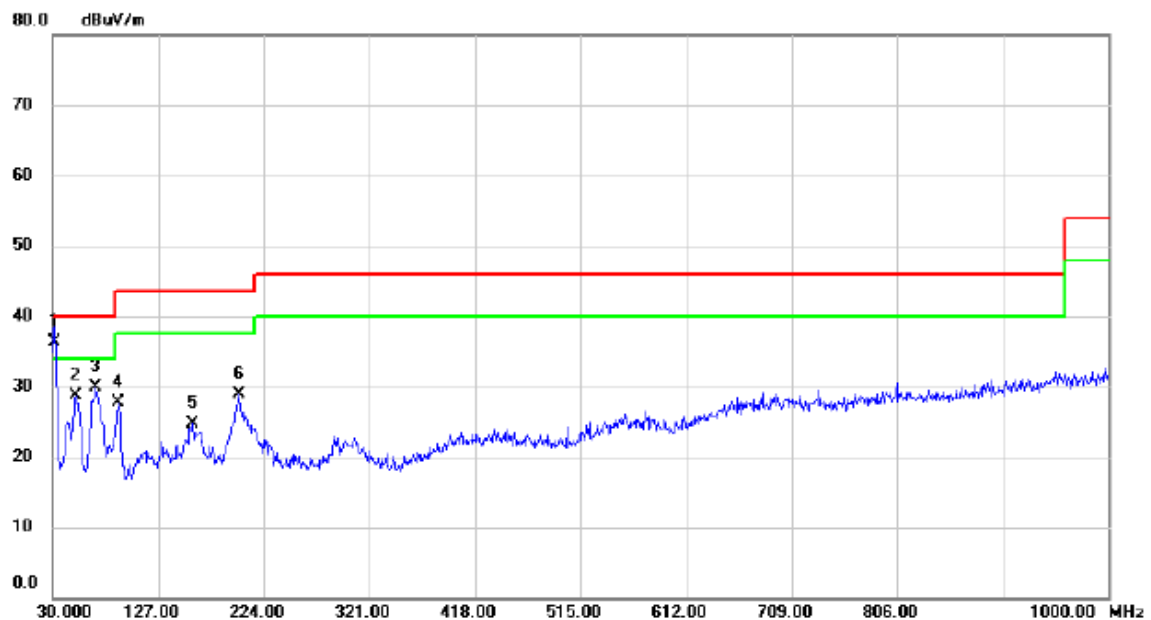
## Horizontal



No.	Mk.	Freq.	Reading	Correct	Measure-	Limit	Margin		
		MHz	dBuV	Factor	ment			Detector	Comment
1		31.4550	37.18	-14.48	22.70	40.00	-17.30	QP	
2		70.2550	36.22	-16.21	20.01	40.00	-19.99	QP	
3		157.5550	36.89	-13.31	23.58	43.50	-19.92	QP	
4		200.7200	40.01	-15.44	24.57	43.50	-18.93	QP	
5		299.6600	38.79	-11.86	26.93	46.00	-19.07	QP	
6	*	843.3450	32.71	-1.87	30.84	46.00	-15.16	QP	

Test Voltage:	AC 120V/60Hz
Test Mode:	Adapter+Idle+BT+5G WIFI+GPS+Camera on+Earphone
Note:	Adapter: Salcomp(US) +USB Cable: LUXSHAREICT + Earphone: QUANCHENG

## Vertical



No.	Mk.	Freq. MHz	Reading Level dBuV	Correct Factor dB	Measure- ment dBuV/m	Limit dBuV/m	Margin dB	Detector	Comment
1	*	31.9400	50.73	-14.41	36.32	40.00	-3.68	QP	
2		51.3400	42.53	-13.83	28.70	40.00	-11.30	QP	
3		69.7700	46.04	-16.13	29.91	40.00	-10.09	QP	
4		90.6250	46.11	-18.45	27.66	43.50	-15.84	QP	
5		159.0100	38.09	-13.42	24.67	43.50	-18.83	QP	
6		201.2050	44.31	-15.36	28.95	43.50	-14.55	QP	

Test Voltage:	AC 120V/60Hz
Test Mode:	Adapter+Idle+BT+5G WIFI+GPS+Camera on+Earphone
Note:	Adapter: Salcomp(US) +USB Cable: LUXSHAREICT + Earphone: QUANCHENG

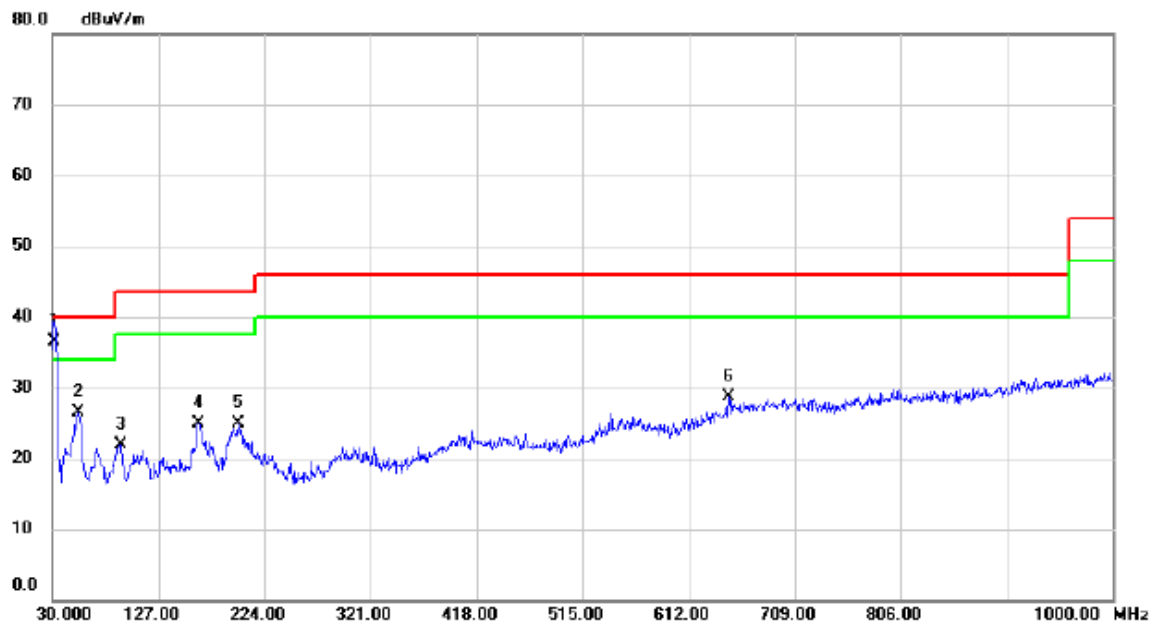
## Horizontal



No.	Mk.	Freq.	Reading Level	Correct Factor	Measurement	Limit	Margin		
		MHz	dBuV	dB	dBuV/m	dBuV/m	dB	Detector	Comment
1	*	30.9700	38.17	-14.53	23.64	40.00	-16.36	QP	
2		68.8000	36.26	-16.00	20.26	40.00	-19.74	QP	
3		157.0700	35.85	-13.29	22.56	43.50	-20.94	QP	
4		201.2050	38.92	-15.36	23.56	43.50	-19.94	QP	
5		306.4500	38.65	-11.74	26.91	46.00	-19.09	QP	
6		659.0450	33.41	-4.99	28.42	46.00	-17.58	QP	

Test Voltage:	AC 120V/60Hz
Test Mode:	Adapter+Idle+BT+2.4G WIFI+GPS+Camera on+Earphone
Note:	Adapter: Salcomp(EU) +USB Cable: LUXSHAREICT + Earphone: QUANCHENG

## Vertical

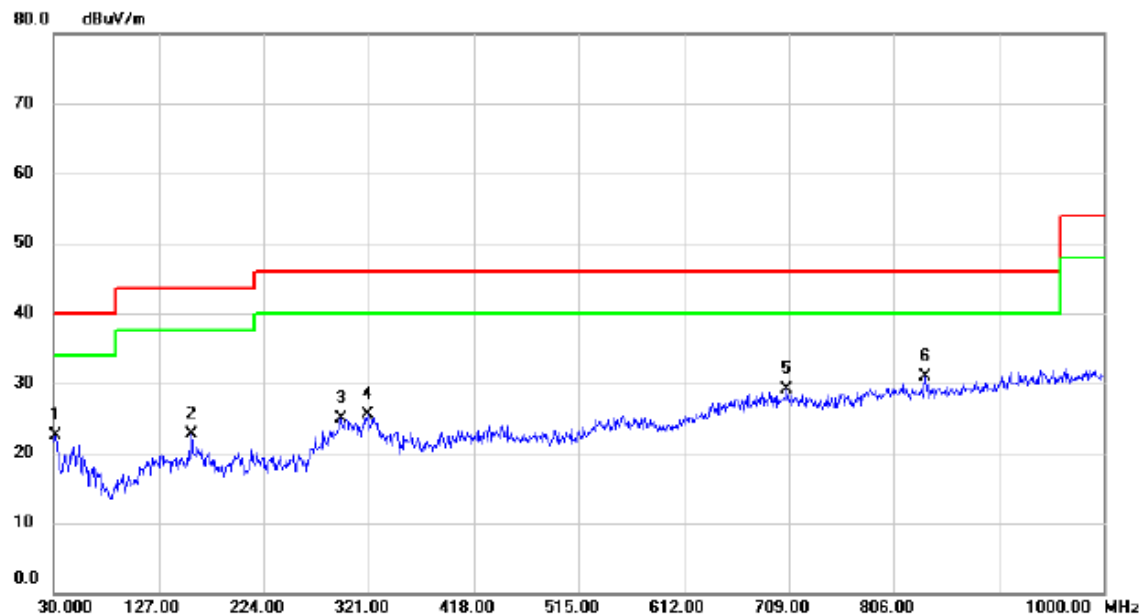


No.	Mk.	Freq. MHz	Reading Level dBuV	Correct Factor dB	Measure- ment dBuV/m	Limit dBuV/m	Margin dB	Detector	Comment
1	*	31.4550	50.99	-14.48	36.51	40.00	-3.49	QP	
2		54.2500	40.75	-14.18	26.57	40.00	-13.43	QP	
3		93.0500	40.13	-18.22	21.91	43.50	-21.59	QP	
4		164.3450	38.35	-13.49	24.86	43.50	-18.64	QP	
5		200.2350	40.40	-15.51	24.89	43.50	-18.61	QP	
6		649.3450	33.77	-5.15	28.62	46.00	-17.38	QP	



Test Voltage:	AC 120V/60Hz
Test Mode:	Adapter+Idle+BT+2.4G WIFI+GPS+Camera on+Earphone
Note:	Adapter: Salcomp(EU) +USB Cable: LUXSHAREICT + Earphone: QUANCHENG

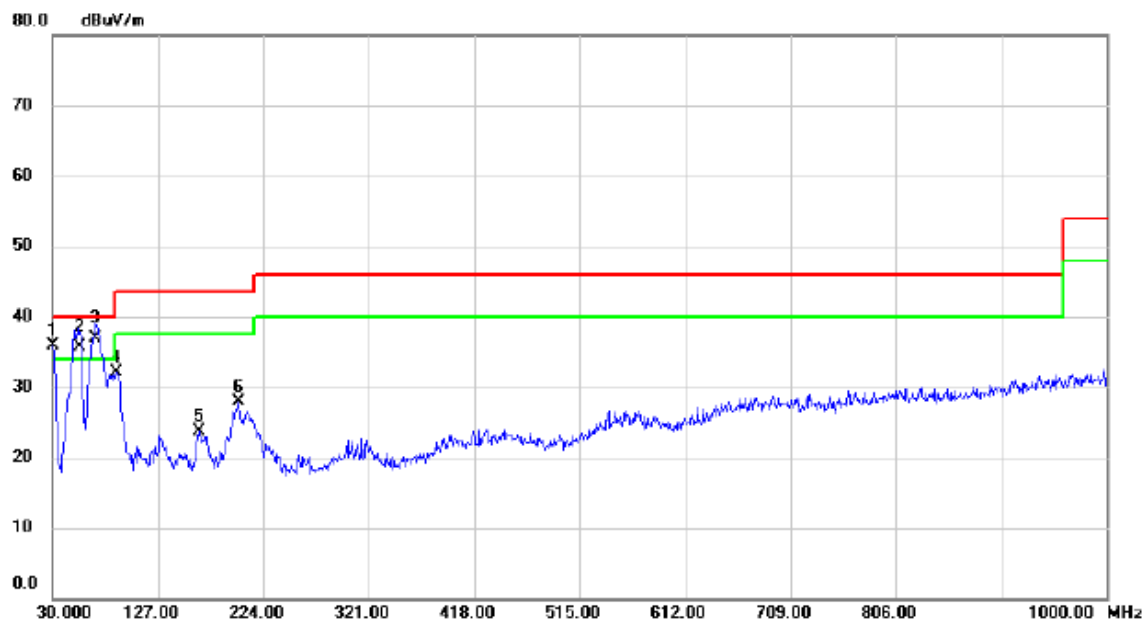
## Horizontal



No.	Mk.	Freq. MHz	Reading Level dBuV	Correct Factor dB	Measure- ment dBuV/m	Limit dBuV/m	Margin dB	Detector	Comment
1		31.9400	36.95	-14.41	22.54	40.00	-17.46	QP	
2		157.5550	35.97	-13.31	22.66	43.50	-20.84	QP	
3		295.2950	36.73	-11.89	24.84	46.00	-21.16	QP	
4		320.0300	37.03	-11.48	25.55	46.00	-20.45	QP	
5		707.5450	33.25	-4.13	29.12	46.00	-16.88	QP	
6	*	835.1000	32.81	-1.96	30.85	46.00	-15.15	QP	

Test Voltage:	AC 120V/60Hz
Test Mode:	Adapter+Idle+BT+2.4G WIFI+GPS+Camera on+Earphone
Note:	Adapter: BYD(US) +USB Cable: LUXSHAREICT + Earphone: QUANCHENG

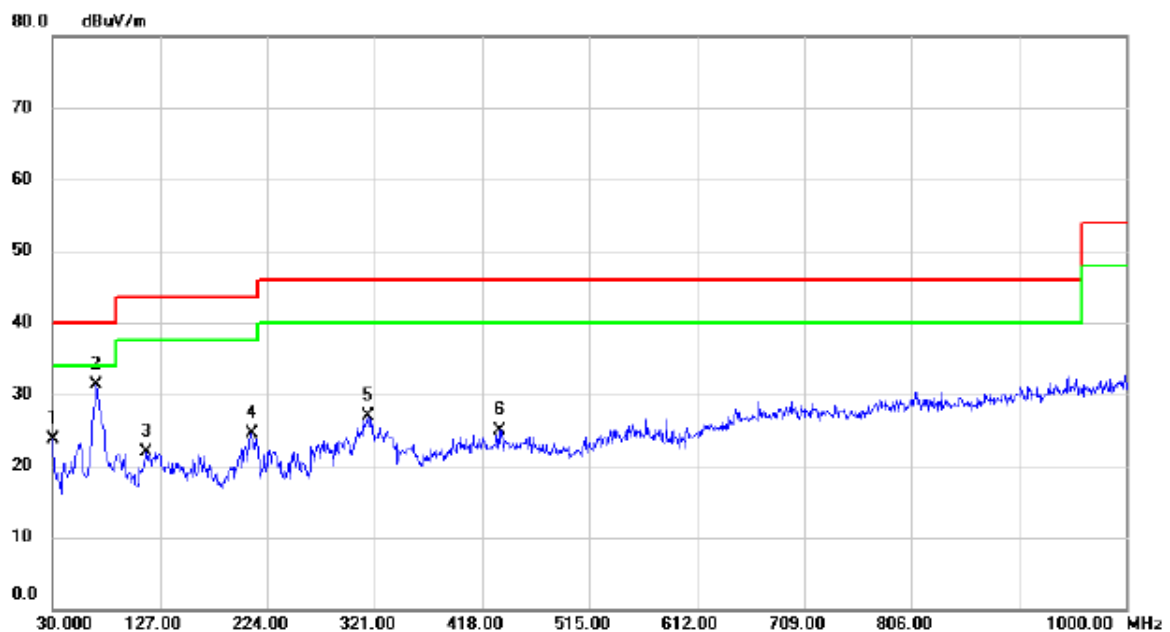
## Vertical



No.	Mk.	Freq. MHz	Reading Level dBuV	Correct Factor dB	Measure- ment dBuV/m	Limit dBuV/m	Margin dB	Detector	Comment
1	!	30.9700	50.48	-14.53	35.95	40.00	-4.05	peak	
2	!	54.7350	49.92	-14.24	35.68	40.00	-4.32	QP	
3	*	69.7700	52.99	-16.13	36.86	40.00	-3.14	QP	
4		88.6850	50.61	-18.44	32.17	43.50	-11.33	peak	
5		164.8300	37.19	-13.50	23.69	43.50	-19.81	peak	
6		200.7200	43.44	-15.44	28.00	43.50	-15.50	peak	

Test Voltage:	AC 120V/60Hz
Test Mode:	Adapter+Idle+BT+2.4G WIFI+GPS+Camera on+Earphone
Note:	Adapter: BYD(US) +USB Cable: LUXSHAREICT + Earphone: QUANCHENG

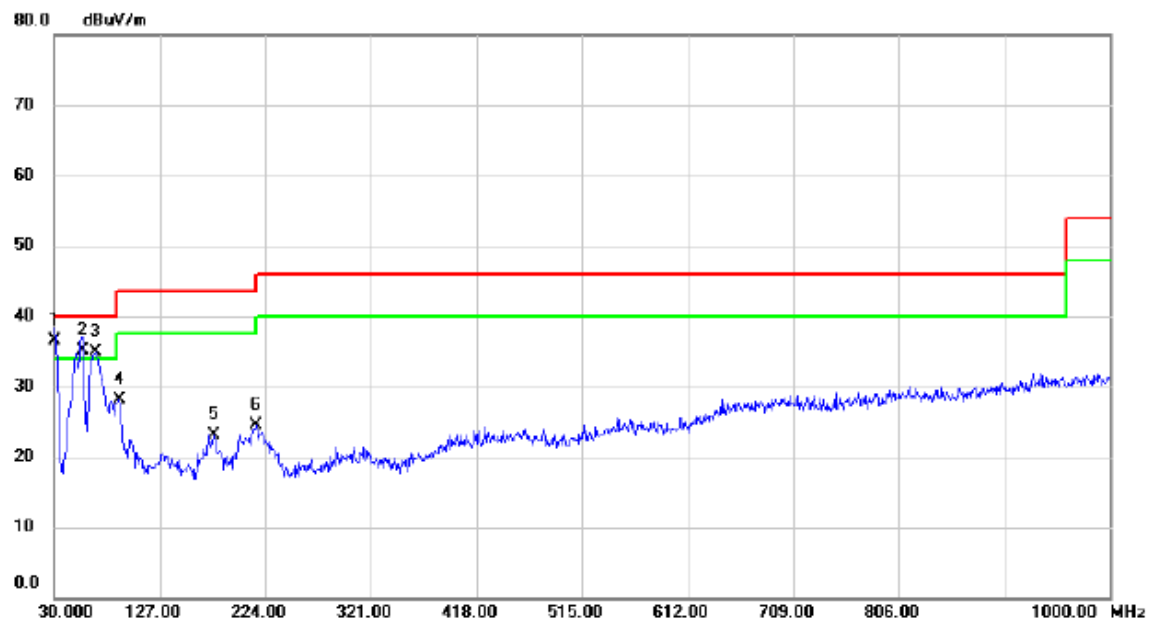
## Horizontal



No.	Mk.	Freq.	Reading Level	Correct Factor	Measurement	Limit	Margin		
		MHz	dBuV	dB	dBuV/m	dBuV/m	dB	Detector	Comment
1		30.0000	38.39	-14.66	23.73	40.00	-16.27	QP	
2	*	69.7700	47.35	-16.13	31.22	40.00	-8.78	QP	
3		114.3900	37.91	-16.09	21.82	43.50	-21.68	QP	
4		209.9350	38.50	-14.08	24.42	43.50	-19.08	QP	
5		315.1800	38.39	-11.57	26.82	46.00	-19.18	QP	
6		434.0050	34.04	-9.16	24.88	46.00	-21.12	QP	

Test Voltage:	AC 120V/60Hz
Test Mode:	Adapter+Idle+BT+2.4G WIFI+GPS+Camera on+Earphone
Note:	Adapter: BYD(EU) +USB Cable: LUXSHAREICT + Earphone: QUANCHENG

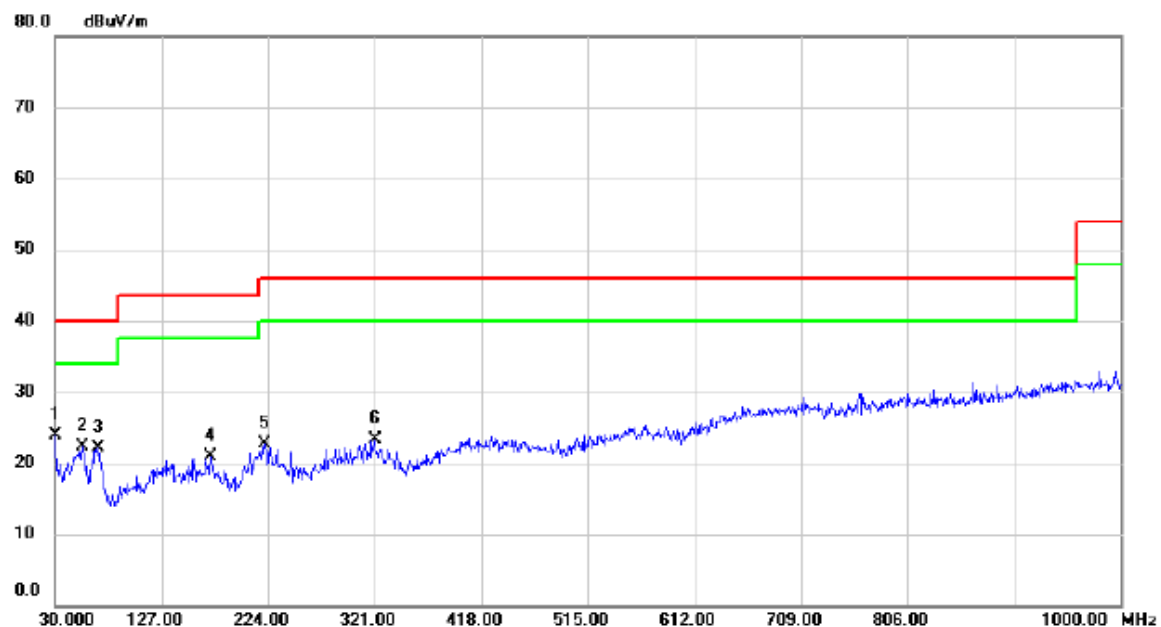
## Vertical



No.	Mk.	Freq. MHz	Reading Level dBuV	Correct Factor dB	Measure- ment dBuV/m	Limit dBuV/m	Margin dB	Detector	Comment
1	*	30.0000	51.13	-14.66	36.47	40.00	-3.53	QP	
2	!	56.1900	49.44	-14.41	35.03	40.00	-4.97	QP	
3	!	68.3150	50.84	-15.94	34.90	40.00	-5.10	QP	
4		89.6550	46.68	-18.49	28.19	43.50	-15.31	QP	
5		176.9550	37.40	-14.27	23.13	43.50	-20.37	QP	
6		215.7550	38.96	-14.55	24.41	43.50	-19.09	QP	

Test Voltage:	AC 120V/60Hz
Test Mode:	Adapter+Idle+BT+2.4G WIFI+GPS+Camera on+Earphone
Note:	Adapter: BYD(EU) +USB Cable: LUXSHAREICT + Earphone: QUANCHENG

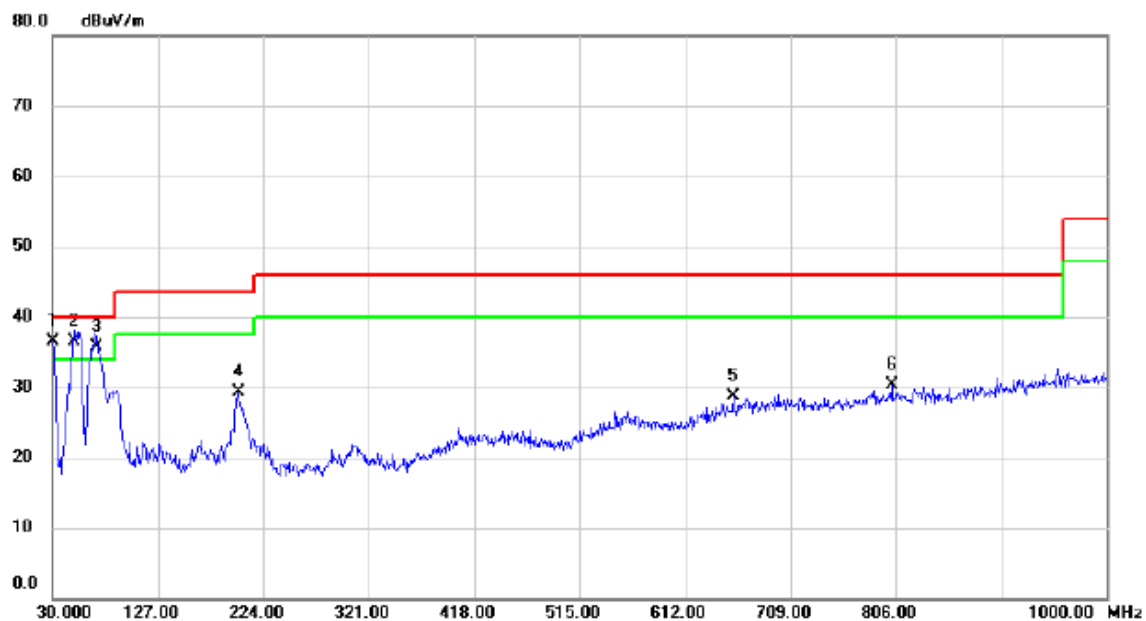
## Horizontal



No.	Mk.	Freq. MHz	Reading Level dBuV	Correct Factor dB	Measure- ment dBuV/m	Limit dBuV/m	Margin dB	Detector	Comment
1	*	30.0000	38.52	-14.66	23.86	40.00	-16.14	QP	
2		55.7050	36.67	-14.35	22.32	40.00	-17.68	QP	
3		68.8000	38.09	-16.00	22.09	40.00	-17.91	QP	
4		171.6200	34.66	-13.68	20.98	43.50	-22.52	QP	
5		220.1200	37.51	-14.89	22.62	46.00	-23.38	QP	
6		321.4850	34.79	-11.46	23.33	46.00	-22.67	QP	

Test Voltage:	AC 120V/60Hz
Test Mode:	Adapter+Idle+Playing+Speaker
Note:	Adapter: BYD(US) +USB Cable: LUXSHAREICT + Earphone: QUANCHENG

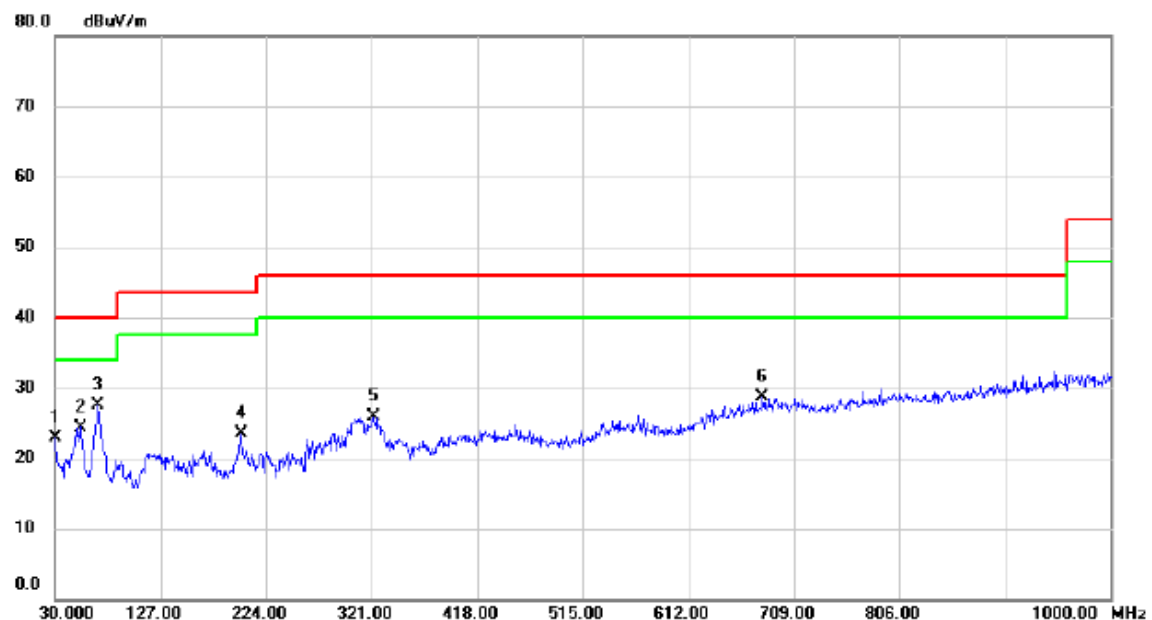
## Vertical



No.	Mk.	Freq. MHz	Reading Level dBuV	Correct Factor dB	Measure- ment dBuV/m	Limit dBuV/m	Margin dB	Detector	Comment
1	*	30.9700	51.09	-14.53	36.56	40.00	-3.44	QP	
2	!	50.3700	50.17	-13.72	36.45	40.00	-3.55	QP	
3	!	70.2550	51.82	-16.21	35.61	40.00	-4.39	QP	
4		200.7200	44.77	-15.44	29.33	43.50	-14.17	QP	
5		657.1050	33.82	-5.02	28.80	46.00	-17.20	QP	
6		802.1200	32.59	-2.31	30.28	46.00	-15.72	QP	

Test Voltage:	AC 120V/60Hz
Test Mode:	Adapter+Idle+Playing+Speaker
Note:	Adapter: BYD(US) +USB Cable: LUXSHAREICT + Earphone: QUANCHENG

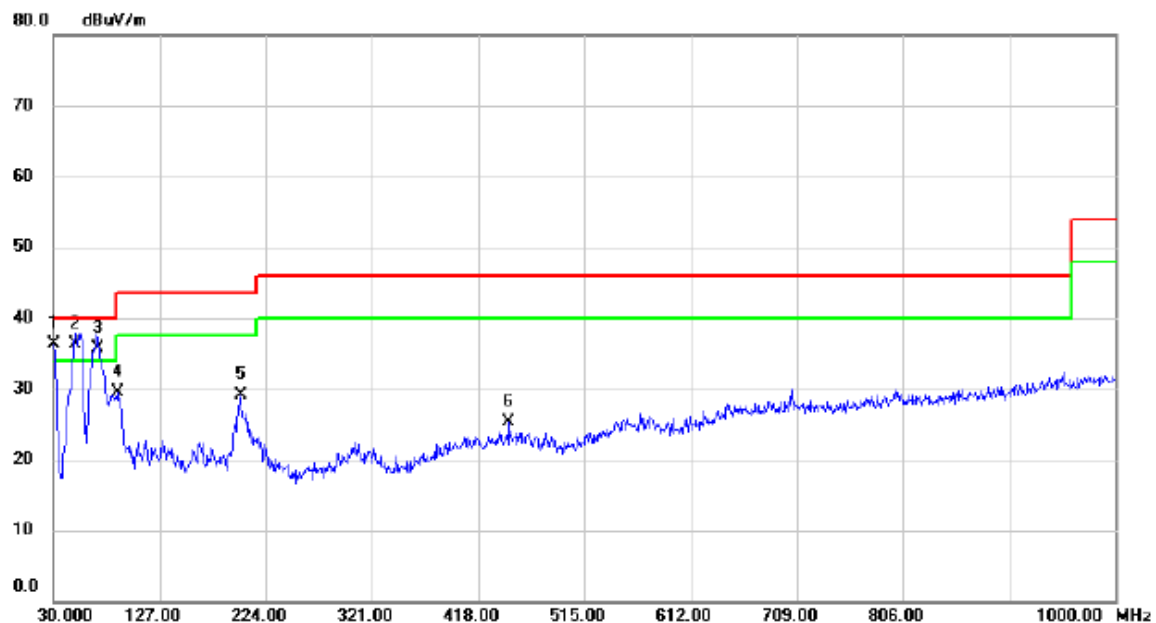
## Horizontal



No.	Mk.	Freq. MHz	Reading Level dBuV	Correct Factor dB	Measure- ment dBuV/m	Limit dBuV/m	Margin dB	Detector	Comment
1		30.0000	37.64	-14.66	22.98	40.00	-17.02	QP	
2		53.2800	38.46	-14.06	24.40	40.00	-15.60	QP	
3	*	69.7700	43.64	-16.13	27.51	40.00	-12.49	QP	
4		201.2050	38.91	-15.36	23.55	43.50	-19.95	QP	
5		323.4250	37.23	-11.42	25.81	46.00	-20.19	QP	
6		680.3850	33.34	-4.64	28.70	46.00	-17.30	QP	

Test Voltage:	AC 120V/60Hz
Test Mode:	Adapter+Traffic (GSM)+ Earphone
Note:	Adapter: BYD(US) +USB Cable: LUXSHAREICT + Earphone: QUANCHENG

## Vertical

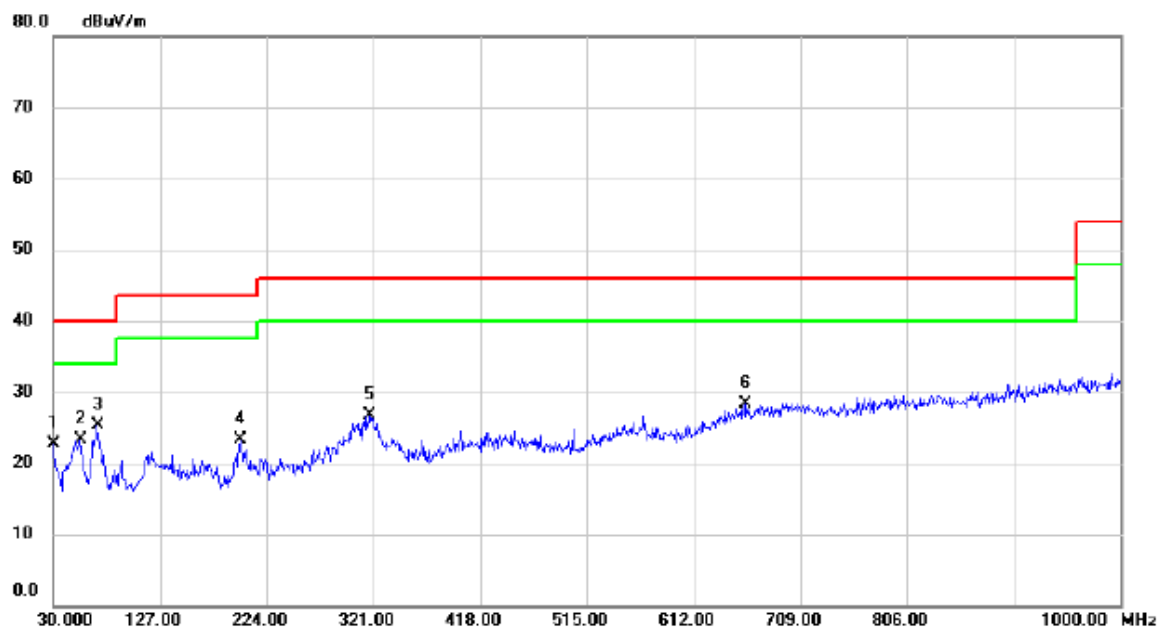


No.	Mk.	Freq. MHz	Reading Level dBuV	Correct Factor dB	Measure- ment dBuV/m	Limit dBuV/m	Margin dB	Detector	Comment
1	*	30.9700	50.89	-14.53	36.36	40.00	-3.64	QP	
2	!	49.8850	49.95	-13.65	36.30	40.00	-3.70	QP	
3	!	70.2550	51.88	-16.21	35.67	40.00	-4.33	QP	
4		89.1700	48.04	-18.46	29.58	43.50	-13.92	QP	
5		200.7200	44.45	-15.44	29.01	43.50	-14.49	QP	
6		446.1300	34.34	-9.02	25.32	46.00	-20.68	QP	



Test Voltage:	AC 120V/60Hz
Test Mode:	Adapter+Traffic (GSM)+ Earphone
Note:	Adapter: BYD(US) +USB Cable: LUXSHAREICT + Earphone: QUANCHENG

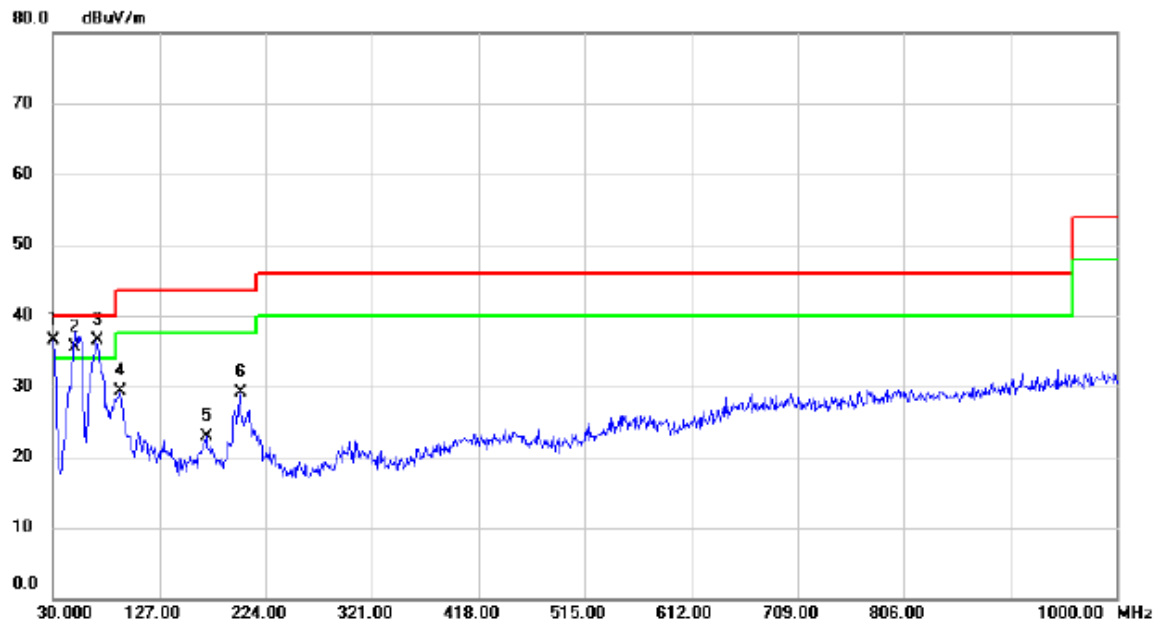
## Horizontal



No.	Mk.	Freq. MHz	Reading Level dBuV	Correct Factor dB	Measure- ment dBuV/m	Limit dBuV/m	Margin dB	Detector	Comment
1		30.0000	37.34	-14.66	22.68	40.00	-17.32	QP	
2		54.7350	37.64	-14.24	23.40	40.00	-16.60	QP	
3	*	70.2550	41.54	-16.21	25.33	40.00	-14.67	QP	
4		200.2350	38.90	-15.51	23.39	43.50	-20.11	QP	
5		317.6050	38.13	-11.52	26.61	46.00	-19.39	QP	
6		658.5600	33.30	-5.00	28.30	46.00	-17.70	QP	

Test Voltage:	AC 120V/60Hz
Test Mode:	Adapter+Traffic (WCDMA)
Note:	Adapter: BYD(US) +USB Cable: LUXSHAREICT + Earphone: QUANCHENG

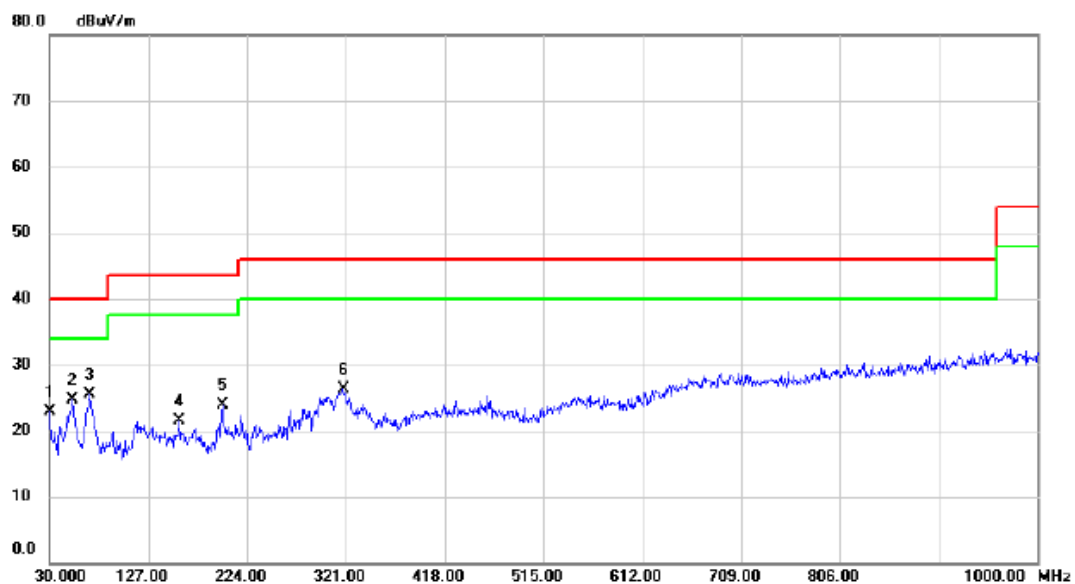
## Vertical



No.	Mk.	Freq. MHz	Reading Level dBuV	Correct Factor dB	Measure- ment dBuV/m	Limit dBuV/m	Margin dB	Detector	Comment
1	*	30.0000	51.10	-14.66	36.44	40.00	-3.56	QP	
2	!	50.3700	49.21	-13.72	35.49	40.00	-4.51	QP	
3	!	70.2550	52.65	-16.21	36.44	40.00	-3.56	QP	
4		91.5950	47.61	-18.36	29.25	43.50	-14.25	QP	
5		170.1650	36.48	-13.52	22.96	43.50	-20.54	QP	
6		200.7200	44.54	-15.44	29.10	43.50	-14.40	QP	

Test Voltage:	AC 120V/60Hz
Test Mode:	Adapter+Traffic (WCDMA)
Note:	Adapter: BYD(US) +USB Cable: LUXSHAREICT + Earphone: QUANCHENG

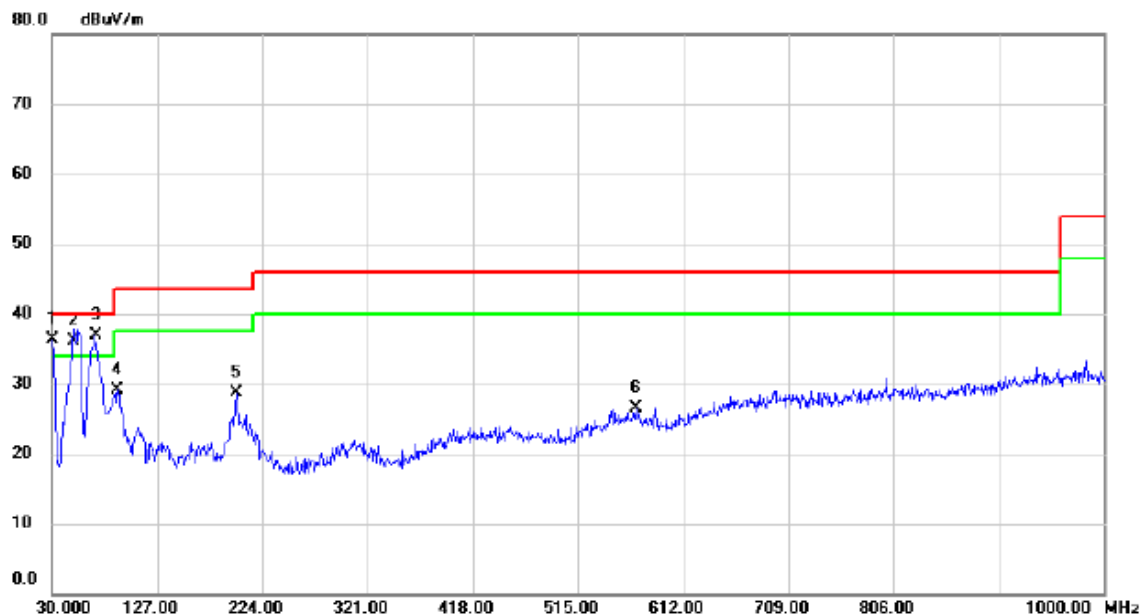
## Horizontal



No.	Mk.	Freq. MHz	Reading Level dBuV	Correct Factor dB	Measure- ment dBuV/m	Limit dBuV/m	Margin dB	Detector	Comment
1		30.0000	37.64	-14.66	22.98	40.00	-17.02	QP	
2		52.3100	38.67	-13.94	24.73	40.00	-15.27	QP	
3	*	69.2850	41.48	-16.07	25.41	40.00	-14.59	QP	
4		157.5550	34.82	-13.31	21.51	43.50	-21.99	QP	
5		199.7500	39.42	-15.51	23.91	43.50	-19.59	QP	
6		318.5750	37.74	-11.51	26.23	46.00	-19.77	QP	

Test Voltage:	AC 120V/60Hz
Test Mode:	Adapter+Traffic (LTE)
Note:	Adapter: BYD(US) +USB Cable: LUXSHAREICT + Earphone: QUANCHENG

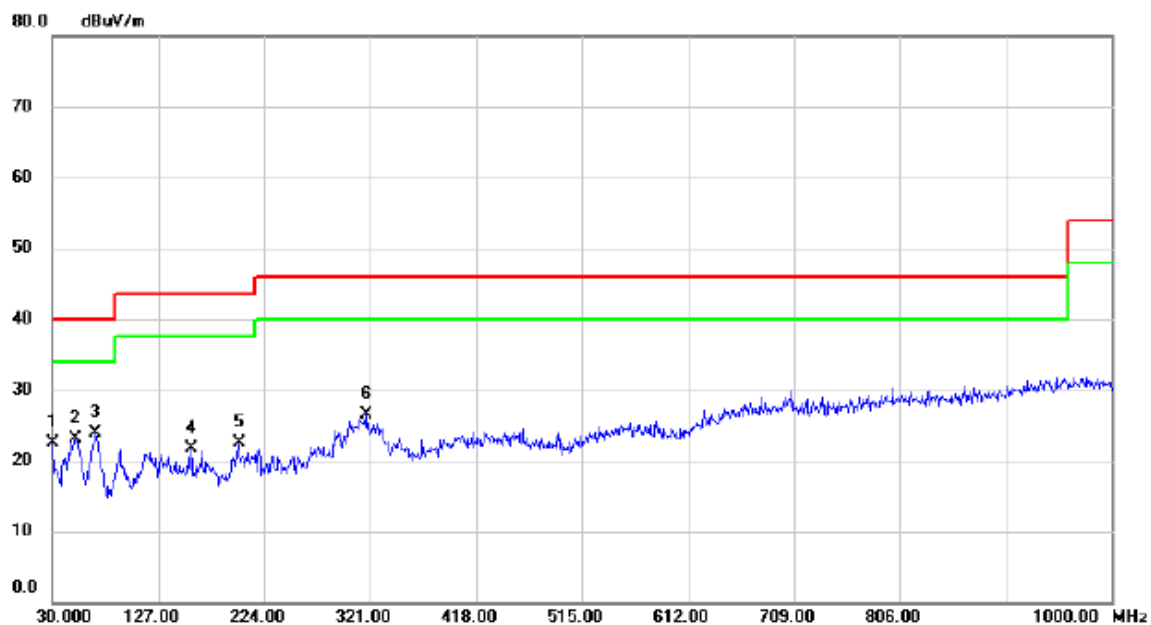
## Vertical



No.	Mk.	Freq. MHz	Reading Level dBuV	Correct Factor dB	Measure- ment dBuV/m	Limit dBuV/m	Margin dB	Detector	Comment
1	!	30.0000	50.95	-14.66	36.29	40.00	-3.71	QP	
2	!	50.3700	49.84	-13.72	36.12	40.00	-3.88	QP	
3	*	70.2550	53.04	-16.21	36.83	40.00	-3.17	QP	
4		90.6250	47.64	-18.45	29.19	43.50	-14.31	QP	
5		200.2350	44.17	-15.51	28.66	43.50	-14.84	QP	
6		568.8350	33.32	-6.83	26.49	46.00	-19.51	QP	

Test Voltage:	AC 120V/60Hz
Test Mode:	Adapter+Traffic (LTE)
Note:	Adapter: BYD(US) +USB Cable: LUXSHAREICT + Earphone: QUANCHENG

## Horizontal

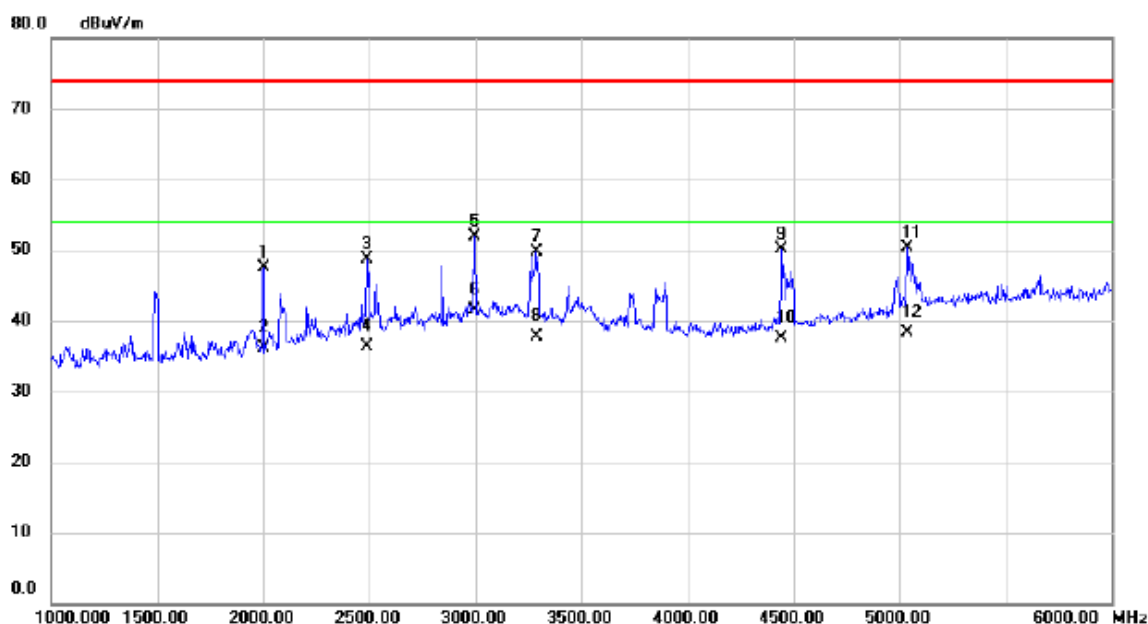


No.	Mk.	Freq.	Reading Level	Correct Factor	Measurement	Limit	Margin		
		MHz	dBuV	dB	dBuV/m	dBuV/m	dB	Detector	Comment
1		30.0000	37.20	-14.66	22.54	40.00	-17.46	QP	
2		51.3400	36.88	-13.83	23.05	40.00	-16.95	QP	
3	*	69.7700	39.97	-16.13	23.84	40.00	-16.16	QP	
4		157.5550	34.95	-13.31	21.64	43.50	-21.86	QP	
5		200.7200	37.92	-15.44	22.48	43.50	-21.02	QP	
6		317.6050	38.12	-11.52	26.60	46.00	-19.40	QP	

## **ATTACHMENT C - RADIATED EMISSION (ABOVE 1000MHZ)**

Test Voltage:	AC 120V/60Hz
Test Mode:	USB copy(EUT with PC)+Idle+ Earphone
Note:	USB Cable: LUXSHAREICT + Earphone: QUANCHENG

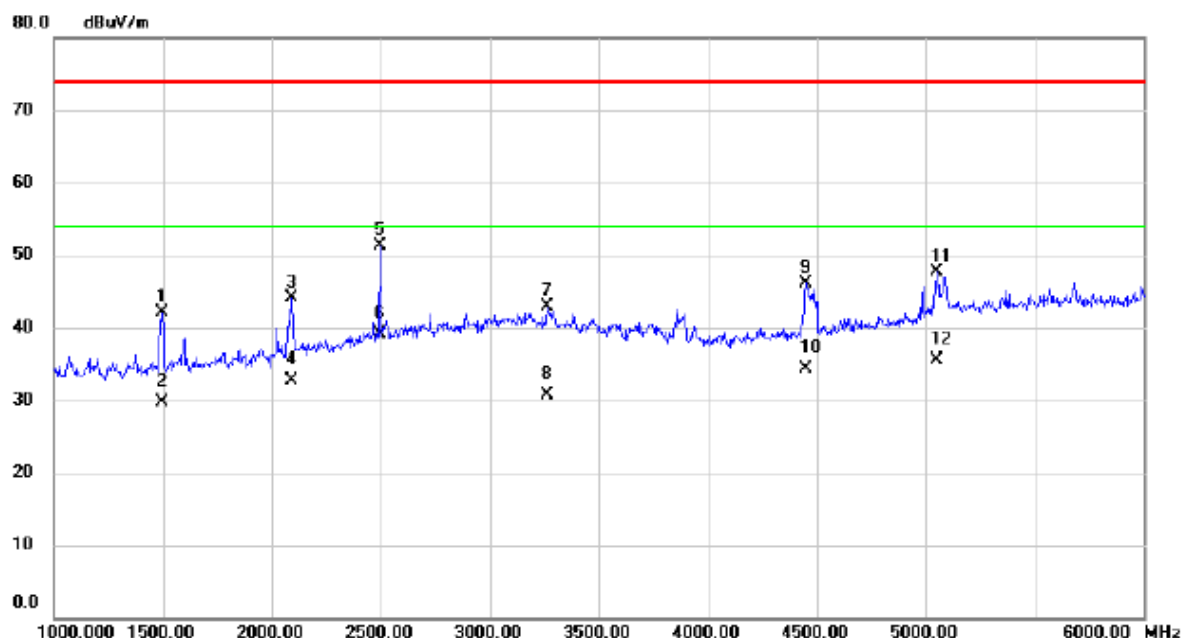
## Vertical



No.	Mk.	Freq. MHz	Reading Level dBuV	Correct Factor dB	Measure- ment dBuV/m	Limit dBuV/m	Margin dB	Detector	Comment
1		2000.000	50.62	-3.04	47.58	74.00	-26.42	peak	
2		2000.000	39.05	-3.04	36.01	54.00	-17.99	AVG	
3		2492.500	50.03	-1.25	48.78	74.00	-25.22	peak	
4		2492.500	37.50	-1.25	36.25	54.00	-17.75	AVG	
5		2997.500	50.61	1.20	51.81	74.00	-22.19	peak	
6	*	2997.500	40.24	1.20	41.44	54.00	-12.56	AVG	
7		3287.500	48.49	1.16	49.65	74.00	-24.35	peak	
8		3287.500	36.52	1.16	37.68	54.00	-16.32	AVG	
9		4445.000	46.70	3.36	50.06	74.00	-23.94	peak	
10		4445.000	34.07	3.36	37.43	54.00	-16.57	AVG	
11		5037.500	44.81	5.50	50.31	74.00	-23.69	peak	
12		5037.500	32.88	5.50	38.38	54.00	-15.62	AVG	

Test Voltage:	AC 120V/60Hz
Test Mode:	USB copy(EUT with PC)+Idle+ Earphone
Note:	USB Cable: LUXSHAREICT + Earphone: QUANCHENG

## Horizontal

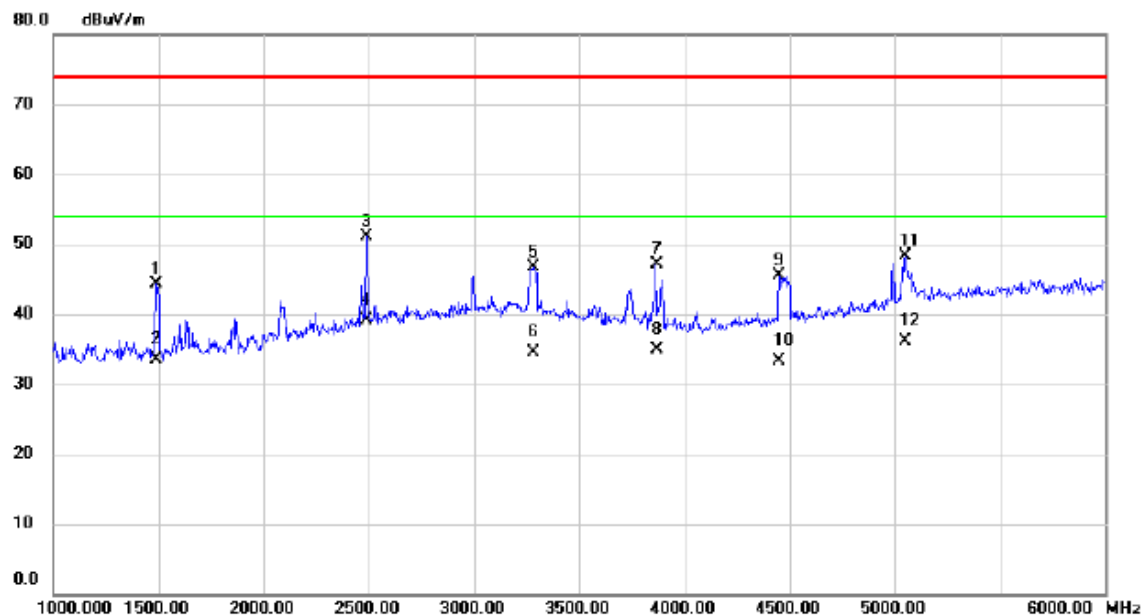


No.	Mk.	Freq. MHz	Reading Level dBuV	Correct Factor dB	Measure- ment dBuV/m	Limit dBuV/m	Margin dB	Detector	Comment
1		1497.500	49.07	-6.87	42.20	74.00	-31.80	peak	
2		1497.500	36.61	-6.87	29.74	54.00	-24.26	AVG	
3		2092.500	46.82	-2.69	44.13	74.00	-29.87	peak	
4		2092.500	35.30	-2.69	32.61	54.00	-21.39	AVG	
5		2495.000	52.51	-1.24	51.27	74.00	-22.73	peak	
6	*	2495.000	40.38	-1.24	39.14	54.00	-14.86	AVG	
7		3260.000	41.69	1.18	42.87	74.00	-31.13	peak	
8		3260.000	29.61	1.18	30.79	54.00	-23.21	AVG	
9		4450.000	42.81	3.37	46.18	74.00	-27.82	peak	
10		4450.000	30.93	3.37	34.30	54.00	-19.70	AVG	
11		5050.000	42.14	5.54	47.68	74.00	-26.32	peak	
12		5050.000	29.89	5.54	35.43	54.00	-18.57	AVG	



Test Voltage:	AC 120V/60Hz
Test Mode:	USB copy(EUT with PC)+Idle+ Earphone
Note:	USB Cable: HONGLIN + Earphone: Lianchuang

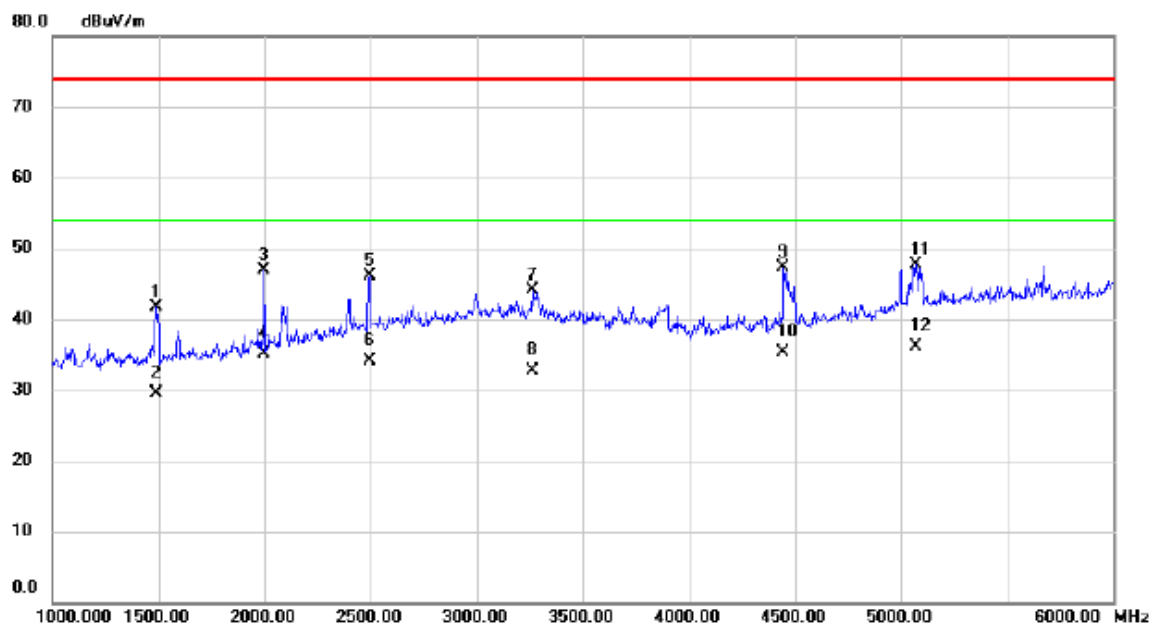
## Vertical



No.	Mk.	Freq. MHz	Reading Level dBuV	Correct Factor dB	Measure- ment dBuV/m	Limit dBuV/m	Margin dB	Detector	Comment
1		1492.500	51.21	-6.89	44.32	74.00	-29.68	peak	
2		1492.500	40.32	-6.89	33.43	54.00	-20.57	AVG	
3		2492.500	52.33	-1.25	51.08	74.00	-22.92	peak	
4	*	2492.500	40.40	-1.25	39.15	54.00	-14.85	AVG	
5		3280.000	45.52	1.17	46.69	74.00	-27.31	peak	
6		3280.000	33.25	1.17	34.42	54.00	-19.58	AVG	
7		3867.500	44.68	2.36	47.04	74.00	-26.96	peak	
8		3867.500	32.51	2.36	34.87	54.00	-19.13	AVG	
9		4452.500	42.13	3.37	45.50	74.00	-28.50	peak	
10		4452.500	29.91	3.37	33.28	54.00	-20.72	AVG	
11		5052.500	42.79	5.56	48.35	74.00	-25.65	peak	
12		5052.500	30.46	5.56	36.02	54.00	-17.98	AVG	

Test Voltage:	AC 120V/60Hz
Test Mode:	USB copy(EUT with PC)+Idle+ Earphone
Note:	USB Cable: HONGLIN + Earphone: Lianchuang

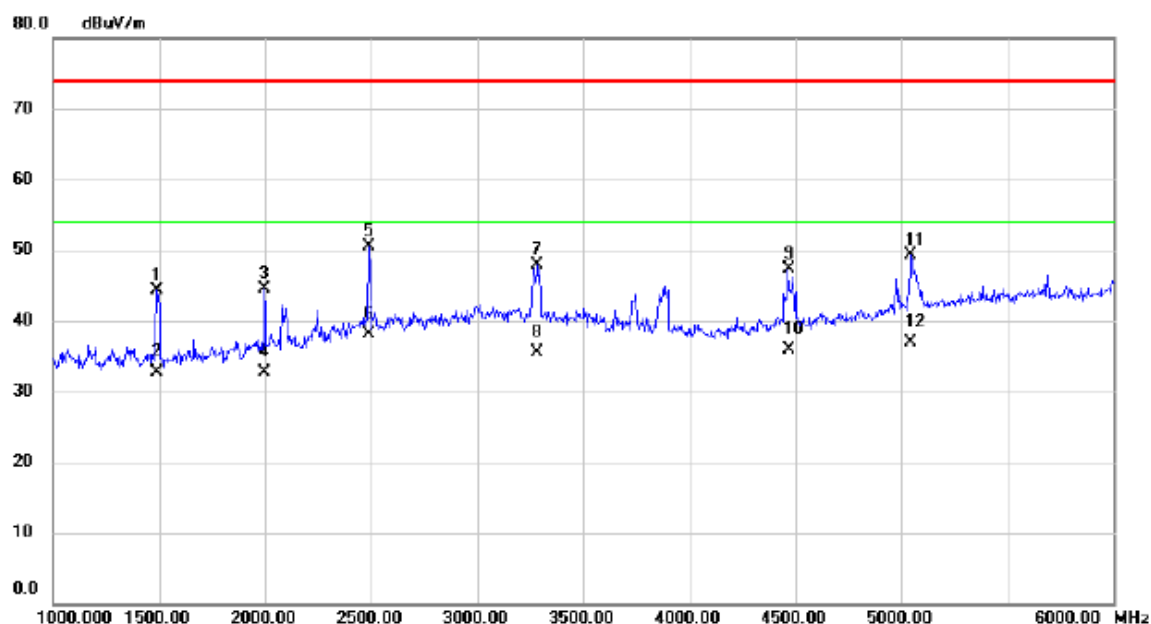
## Horizontal



No.	Mk.	Freq. MHz	Reading Level dBuV	Correct Factor dB	Measure- ment dBuV/m	Limit dBuV/m	Margin dB	Detector	Comment
1		1492.500	48.60	-6.89	41.71	74.00	-32.29	peak	
2		1492.500	36.36	-6.89	29.47	54.00	-24.53	AVG	
3		1997.500	49.88	-3.05	46.83	74.00	-27.17	peak	
4		1997.500	38.18	-3.05	35.13	54.00	-18.87	AVG	
5		2495.000	47.43	-1.24	46.19	74.00	-27.81	peak	
6		2495.000	35.44	-1.24	34.20	54.00	-19.80	AVG	
7		3260.000	42.84	1.18	44.02	74.00	-29.98	peak	
8		3260.000	31.61	1.18	32.79	54.00	-21.21	AVG	
9		4445.000	43.98	3.36	47.34	74.00	-26.66	peak	
10		4445.000	32.03	3.36	35.39	54.00	-18.61	AVG	
11		5072.500	42.09	5.62	47.71	74.00	-26.29	peak	
12	*	5072.500	30.48	5.62	36.10	54.00	-17.90	AVG	

Test Voltage:	AC 120V/60Hz
Test Mode:	USB copy(EUT with PC)+Idle+ Earphone
Note:	USB Cable: FOXCONN + Earphone: Lianchuang

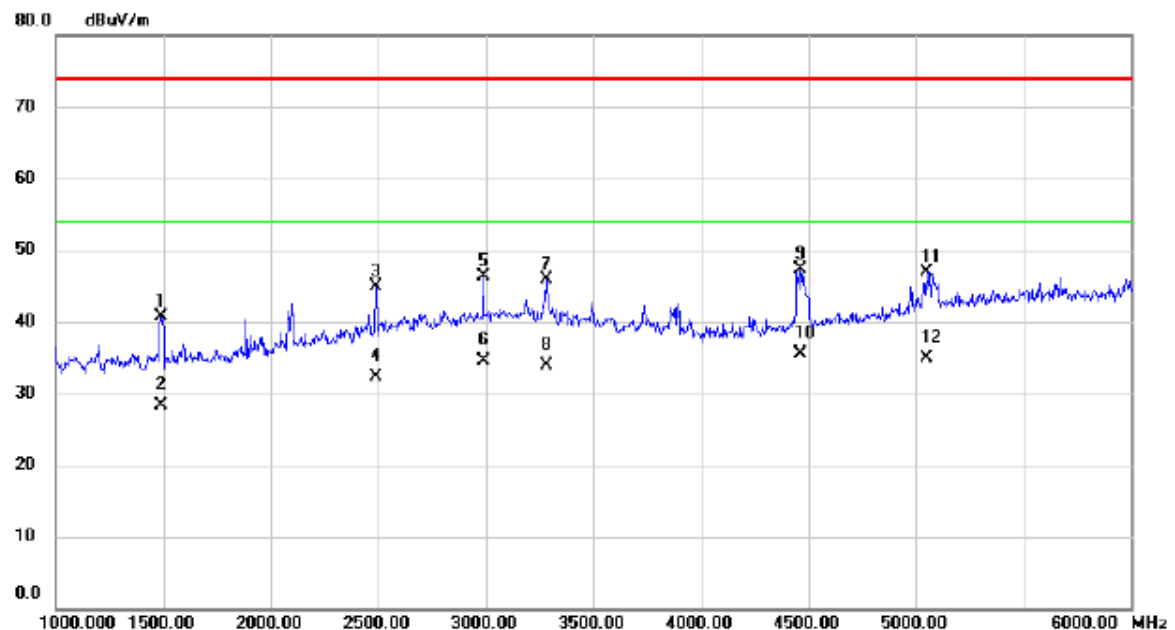
## Vertical



No.	Mk.	Freq. MHz	Reading Level dBuV	Correct Factor dB	Measure- ment dBuV/m	Limit dBuV/m	Margin dB	Detector	Comment
1		1492.500	51.27	-6.89	44.38	74.00	-29.62	peak	
2		1492.500	39.62	-6.89	32.73	54.00	-21.27	AVG	
3		1997.500	47.53	-3.05	44.48	74.00	-29.52	peak	
4		1997.500	35.80	-3.05	32.75	54.00	-21.25	AVG	
5		2490.000	51.76	-1.26	50.50	74.00	-23.50	peak	
6	*	2490.000	39.39	-1.26	38.13	54.00	-15.87	AVG	
7		3285.000	46.73	1.16	47.89	74.00	-26.11	peak	
8		3285.000	34.26	1.16	35.42	54.00	-18.58	AVG	
9		4467.500	43.85	3.40	47.25	74.00	-26.75	peak	
10		4467.500	32.45	3.40	35.85	54.00	-18.15	AVG	
11		5045.000	43.69	5.53	49.22	74.00	-24.78	peak	
12		5045.000	31.34	5.53	36.87	54.00	-17.13	AVG	

Test Voltage:	AC 120V/60Hz
Test Mode:	USB copy(EUT with PC)+Idle+ Earphone
Note:	USB Cable: FOXCONN + Earphone: Lianchuang

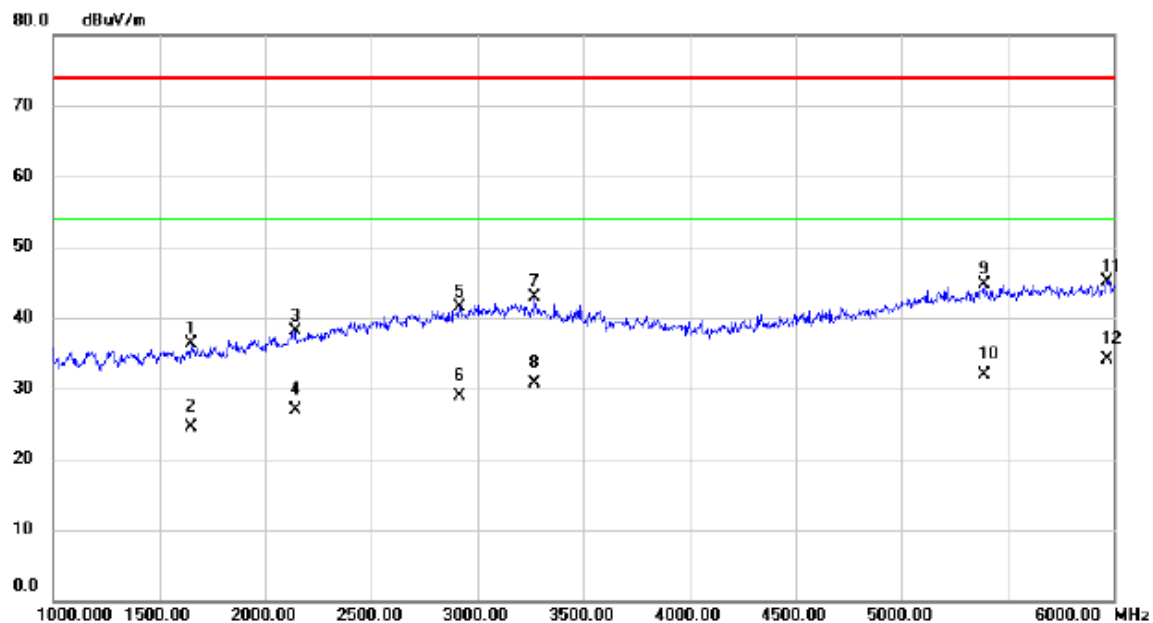
## Horizontal



No.	Mk.	Freq.	Reading	Correct	Measure-	Limit	Margin		
		MHz	Level	Factor	ment				
			dBuV	dB	dBuV/m	dBuV/m	dB	Detector	Comment
1		1492.500	47.50	-6.89	40.61	74.00	-33.39	peak	
2		1492.500	35.24	-6.89	28.35	54.00	-25.65	AVG	
3		2490.000	46.11	-1.26	44.85	74.00	-29.15	peak	
4		2490.000	33.51	-1.26	32.25	54.00	-21.75	AVG	
5		2987.500	45.19	1.16	46.35	74.00	-27.65	peak	
6		2987.500	33.27	1.16	34.43	54.00	-19.57	AVG	
7		3285.000	44.66	1.16	45.82	74.00	-28.18	peak	
8		3285.000	32.65	1.16	33.81	54.00	-20.19	AVG	
9		4462.500	43.92	3.38	47.30	74.00	-26.70	peak	
10	*	4462.500	32.09	3.38	35.47	54.00	-18.53	AVG	
11		5050.000	41.45	5.54	46.99	74.00	-27.01	peak	
12		5050.000	29.36	5.54	34.90	54.00	-19.10	AVG	

Test Voltage:	AC 120V/60Hz
Test Mode:	Adapter+Idle+BT+2.4G WIFI+GPS+Camera on+Earphone
Note:	Adapter: Salcomp(US) +USB Cable: LUXSHAREICT + Earphone: QUANCHENG

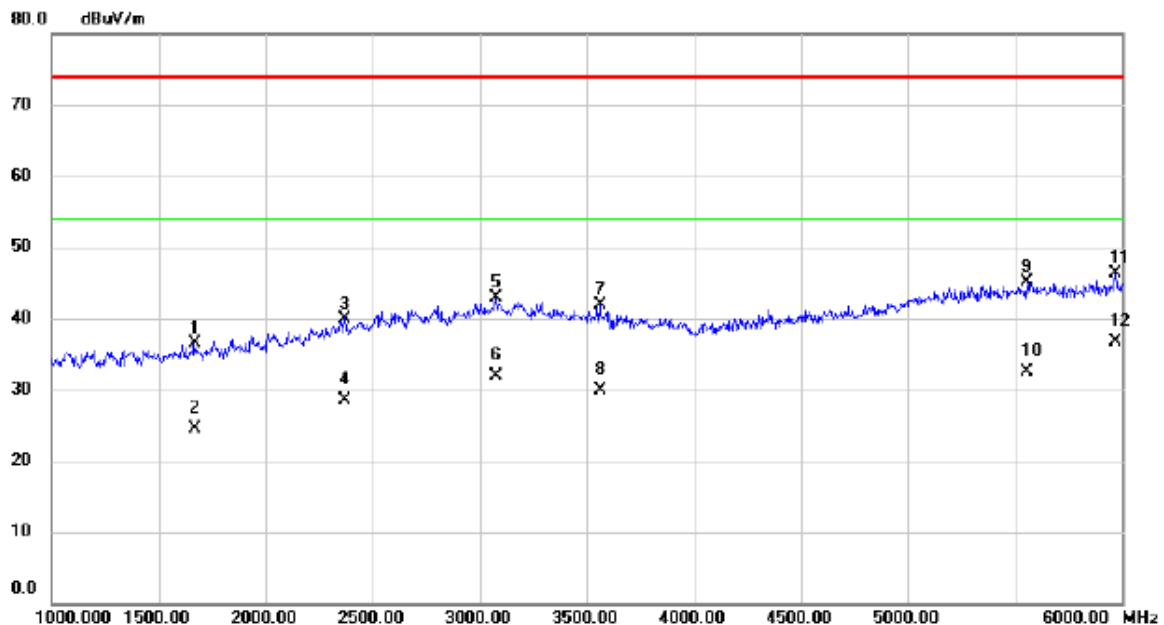
## Vertical



No.	Mk.	Freq. MHz	Reading Level dBuV	Correct Factor dB	Measure- ment dBuV/m	Limit dBuV/m	Margin dB	Detector	Comment
1		1650.000	42.08	-5.72	36.36	74.00	-37.64	peak	
2		1650.000	30.14	-5.72	24.42	54.00	-29.58	AVG	
3		2140.000	40.73	-2.53	38.20	74.00	-35.80	peak	
4		2140.000	29.35	-2.53	26.82	54.00	-27.18	AVG	
5		2915.000	40.68	0.79	41.47	74.00	-32.53	peak	
6		2915.000	28.16	0.79	28.95	54.00	-25.05	AVG	
7		3270.000	41.79	1.17	42.96	74.00	-31.04	peak	
8		3270.000	29.55	1.17	30.72	54.00	-23.28	AVG	
9		5392.500	38.02	6.65	44.67	74.00	-29.33	peak	
10		5392.500	25.32	6.65	31.97	54.00	-22.03	AVG	
11		5972.500	36.72	8.41	45.13	74.00	-28.87	peak	
12	*	5972.500	25.60	8.41	34.01	54.00	-19.99	AVG	

Test Voltage:	AC 120V/60Hz
Test Mode:	Adapter+Idle+BT+2.4G WIFI+GPS+Camera on+Earphone
Note:	Adapter: Salcomp(US) +USB Cable: LUXSHAREICT + Earphone: QUANCHENG

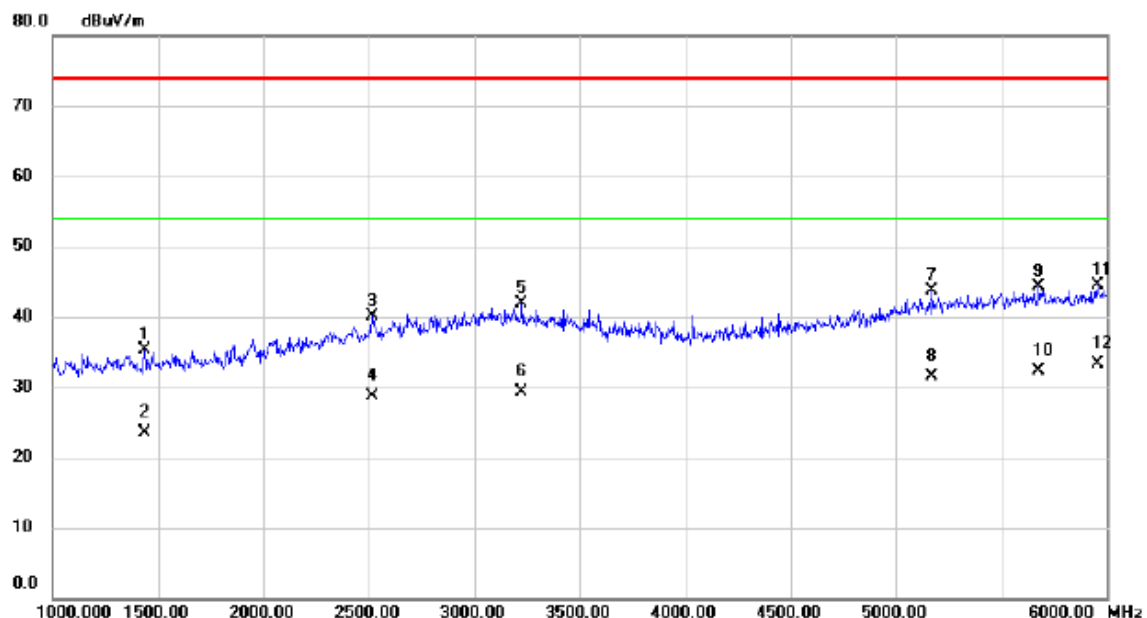
## Horizontal



No.	Mk.	Freq.	Reading Level	Correct Factor	Measurement	Limit	Margin		
		MHz	dBuV	dB	dBuV/m	dBuV/m	dB	Detector	Comment
1		1667.500	42.03	-5.59	36.44	74.00	-37.56	peak	
2		1667.500	30.14	-5.59	24.55	54.00	-29.45	AVG	
3		2372.500	41.69	-1.69	40.00	74.00	-34.00	peak	
4		2372.500	30.19	-1.69	28.50	54.00	-25.50	AVG	
5		3075.000	41.64	1.19	42.83	74.00	-31.17	peak	
6		3075.000	30.67	1.19	31.86	54.00	-22.14	AVG	
7		3560.000	40.67	1.33	42.00	74.00	-32.00	peak	
8		3560.000	28.61	1.33	29.94	54.00	-24.06	AVG	
9		5557.500	37.90	7.19	45.09	74.00	-28.91	peak	
10		5557.500	25.40	7.19	32.59	54.00	-21.41	AVG	
11		5972.500	37.86	8.41	46.27	74.00	-27.73	peak	
12	*	5972.500	28.22	8.41	36.63	54.00	-17.37	AVG	

Test Voltage:	AC 120V/60Hz
Test Mode:	Adapter+Idle+BT+5G WIFI+GPS+Camera on+Earphone
Note:	Adapter: Salcomp(US) +USB Cable: LUXSHAREICT + Earphone: QUANCHENG

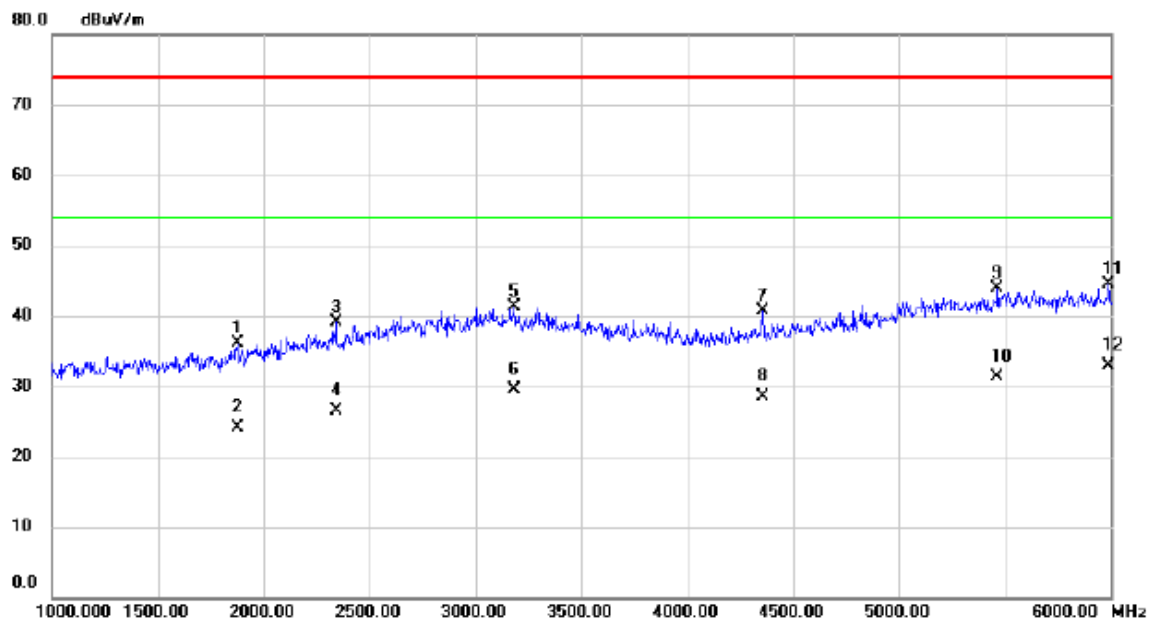
## Vertical



No.	Mk.	Freq. MHz	Reading Level dBuV	Correct Factor dB	Measure- ment dBuV/m	Limit dBuV/m	Margin dB	Detector	Comment
1		1437.500	42.38	-7.03	35.35	74.00	-38.65	peak	
2		1437.500	30.57	-7.03	23.54	54.00	-30.46	AVG	
3		2517.500	41.29	-1.14	40.15	74.00	-33.85	peak	
4		2517.500	29.93	-1.14	28.79	54.00	-25.21	AVG	
5		3225.000	40.68	1.17	41.85	74.00	-32.15	peak	
6		3225.000	28.14	1.17	29.31	54.00	-24.69	AVG	
7		5172.500	37.74	5.94	43.68	74.00	-30.32	peak	
8		5172.500	25.66	5.94	31.60	54.00	-22.40	AVG	
9		5677.500	36.74	7.54	44.28	74.00	-29.72	peak	
10		5677.500	24.86	7.54	32.40	54.00	-21.60	AVG	
11		5955.000	36.08	8.36	44.44	74.00	-29.56	peak	
12	*	5955.000	25.04	8.36	33.40	54.00	-20.60	AVG	

Test Voltage:	AC 120V/60Hz
Test Mode:	Adapter+Idle+BT+5G WIFI+GPS+Camera on+Earphone
Note:	Adapter: Salcomp(US) +USB Cable: LUXSHAREICT + Earphone: QUANCHENG

## Horizontal

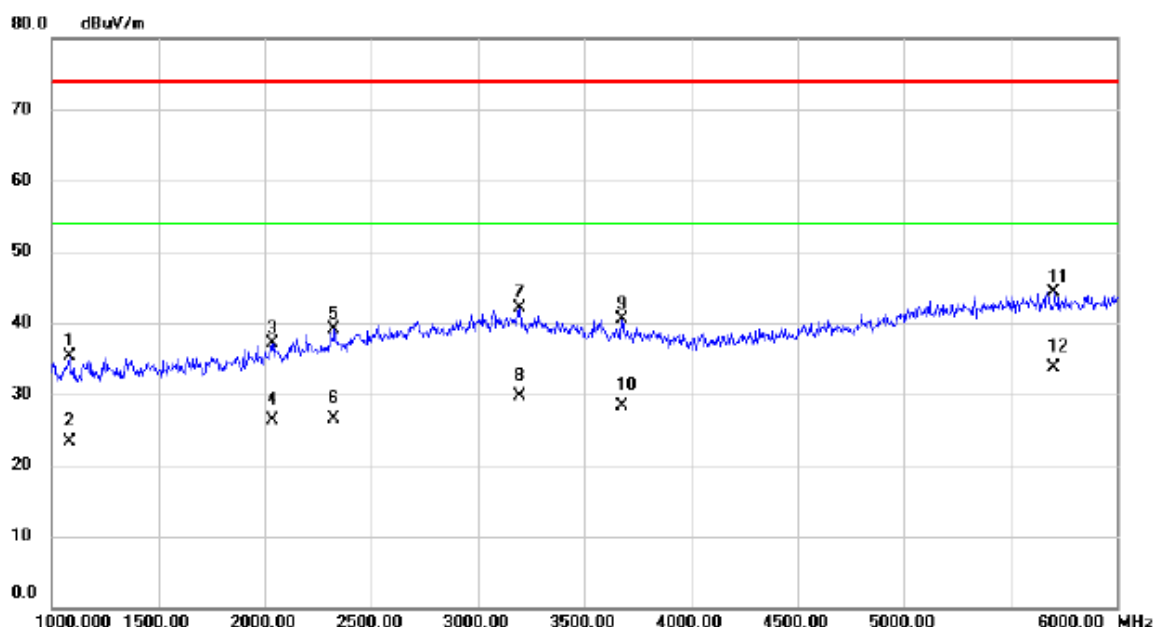


No.	Mk.	Freq. MHz	Reading Level dBuV	Correct Factor dB	Measure- ment dBuV/m	Limit dBuV/m	Margin dB	Detector	Comment
1		1875.000	40.15	-4.01	36.14	74.00	-37.86	peak	
2		1875.000	28.11	-4.01	24.10	54.00	-29.90	AVG	
3		2340.000	40.95	-1.80	39.15	74.00	-34.85	peak	
4		2340.000	28.34	-1.80	26.54	54.00	-27.46	AVG	
5		3185.000	40.10	1.18	41.28	74.00	-32.72	peak	
6		3185.000	28.33	1.18	29.51	54.00	-24.49	AVG	
7		4355.000	37.48	3.25	40.73	74.00	-33.27	peak	
8		4355.000	25.19	3.25	28.44	54.00	-25.56	AVG	
9		5465.000	37.03	6.90	43.93	74.00	-30.07	peak	
10		5465.000	24.31	6.90	31.21	54.00	-22.79	AVG	
11		5990.000	36.03	8.47	44.50	74.00	-29.50	peak	
12	*	5990.000	24.35	8.47	32.82	54.00	-21.18	AVG	



Test Voltage:	AC 120V/60Hz
Test Mode:	Adapter+Idle+BT+2.4G WIFI+GPS+Camera on+Earphone
Note:	Adapter: Salcomp(EU) +USB Cable: LUXSHAREICT + Earphone: QUANCHENG

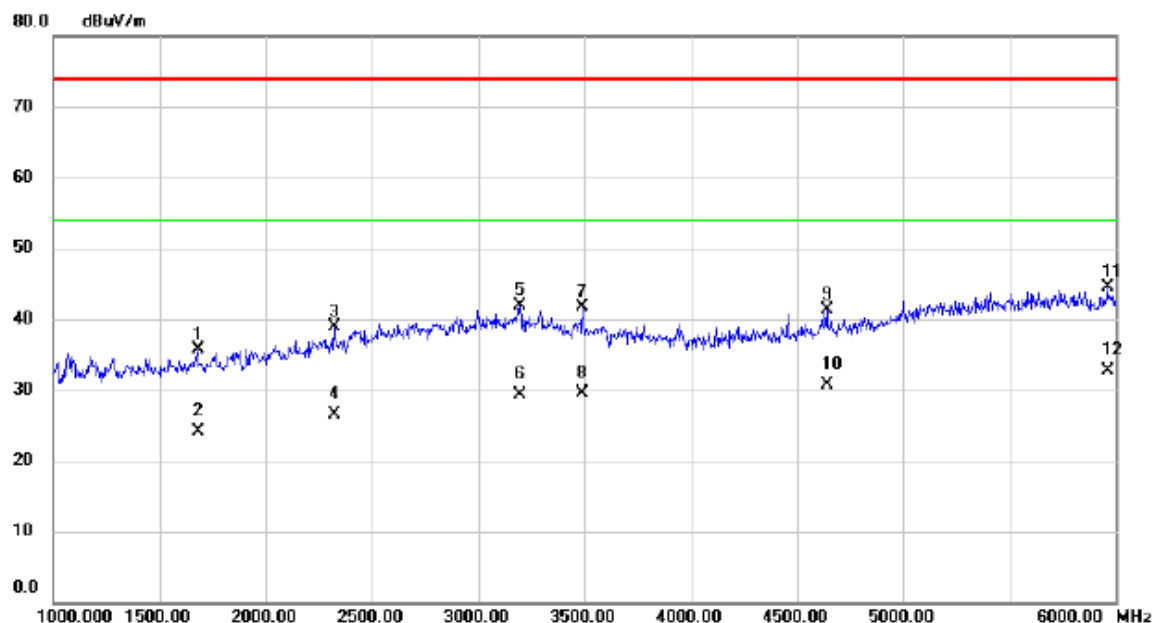
## Vertical



No.	Mk.	Freq. MHz	Reading Level dBuV	Correct Factor dB	Measure- ment dBuV/m	Limit dBuV/m	Margin dB	Detector	Comment
1		1082.500	43.26	-7.99	35.27	74.00	-38.73	peak	
2		1082.500	31.38	-7.99	23.39	54.00	-30.61	AVG	
3		2037.500	40.00	-2.91	37.09	74.00	-36.91	peak	
4		2037.500	29.14	-2.91	26.23	54.00	-27.77	AVG	
5		2325.000	40.93	-1.86	39.07	74.00	-34.93	peak	
6		2325.000	28.34	-1.86	26.48	54.00	-27.52	AVG	
7		3197.500	40.84	1.18	42.02	74.00	-31.98	peak	
8		3197.500	28.60	1.18	29.78	54.00	-24.22	AVG	
9		3677.500	38.80	1.73	40.53	74.00	-33.47	peak	
10		3677.500	26.53	1.73	28.26	54.00	-25.74	AVG	
11		5705.000	36.68	7.62	44.30	74.00	-29.70	peak	
12	*	5705.000	26.18	7.62	33.80	54.00	-20.20	AVG	

Test Voltage:	AC 120V/60Hz
Test Mode:	Adapter+Idle+BT+2.4G WIFI+GPS+Camera on+Earphone
Note:	Adapter: Salcomp(EU) +USB Cable: LUXSHAREICT + Earphone: QUANCHENG

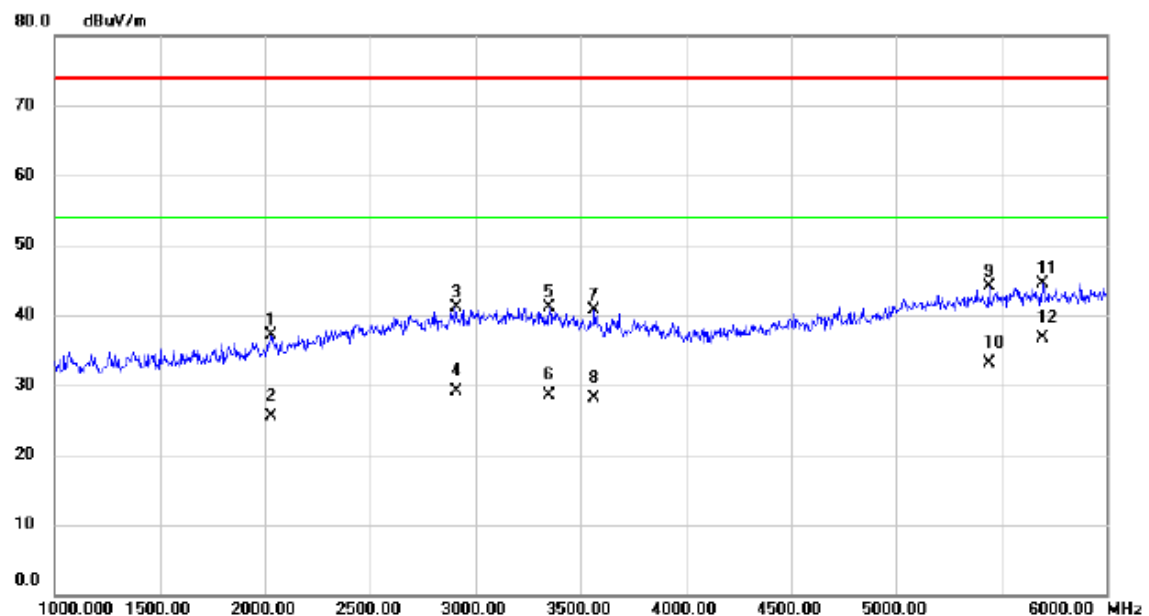
## Horizontal



No.	Mk.	Freq. MHz	Reading Level dBuV	Correct Factor dB	Measure- ment dBuV/m	Limit dBuV/m	Margin dB	Detector	Comment
1		1682.500	41.08	-5.46	35.62	74.00	-38.38	peak	
2		1682.500	29.64	-5.46	24.18	54.00	-29.82	AVG	
3		2322.500	40.68	-1.86	38.82	74.00	-35.18	peak	
4		2322.500	28.39	-1.86	26.53	54.00	-27.47	AVG	
5		3197.500	40.81	1.18	41.99	74.00	-32.01	peak	
6		3197.500	28.18	1.18	29.36	54.00	-24.64	AVG	
7		3490.000	40.53	1.13	41.66	74.00	-32.34	peak	
8		3490.000	28.41	1.13	29.54	54.00	-24.46	AVG	
9		4642.500	37.42	3.98	41.40	74.00	-32.60	peak	
10		4642.500	26.63	3.98	30.61	54.00	-23.39	AVG	
11		5960.000	36.03	8.38	44.41	74.00	-29.59	peak	
12	*	5960.000	24.39	8.38	32.77	54.00	-21.23	AVG	

Test Voltage:	AC 120V/60Hz
Test Mode:	Adapter+Idle+BT+2.4G WIFI+GPS+Camera on+Earphone
Note:	Adapter: BYD(US) +USB Cable: LUXSHAREICT + Earphone: QUANCHENG

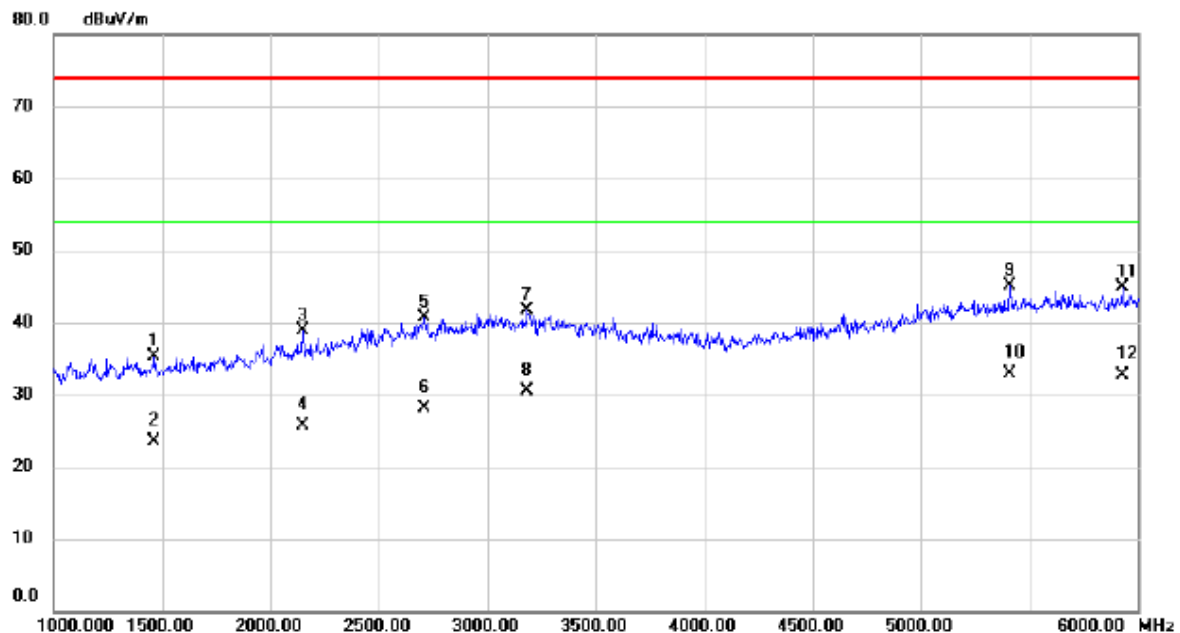
## Vertical



No.	Mk.	Freq. MHz	Reading Level dBuV	Correct Factor dB	Measure- ment dBuV/m	Limit dBuV/m	Margin dB	Detector	Comment
1		2032.500	39.96	-2.93	37.03	74.00	-36.97	peak	
2		2032.500	28.51	-2.93	25.58	54.00	-28.42	AVG	
3		2907.500	40.32	0.75	41.07	74.00	-32.93	peak	
4		2907.500	28.31	0.75	29.06	54.00	-24.94	AVG	
5		3352.500	39.91	1.16	41.07	74.00	-32.93	peak	
6		3352.500	27.28	1.16	28.44	54.00	-25.56	AVG	
7		3565.000	39.26	1.36	40.62	74.00	-33.38	peak	
8		3565.000	26.77	1.36	28.13	54.00	-25.87	AVG	
9		5440.000	37.37	6.82	44.19	74.00	-29.81	peak	
10		5440.000	26.25	6.82	33.07	54.00	-20.93	AVG	
11		5697.500	36.97	7.59	44.56	74.00	-29.44	peak	
12	*	5697.500	29.17	7.59	36.76	54.00	-17.24	AVG	

Test Voltage:	AC 120V/60Hz
Test Mode:	Adapter+Idle+BT+2.4G WIFI+GPS+Camera on+Earphone
Note:	Adapter: BYD(US) +USB Cable: LUXSHAREICT + Earphone: QUANCHENG

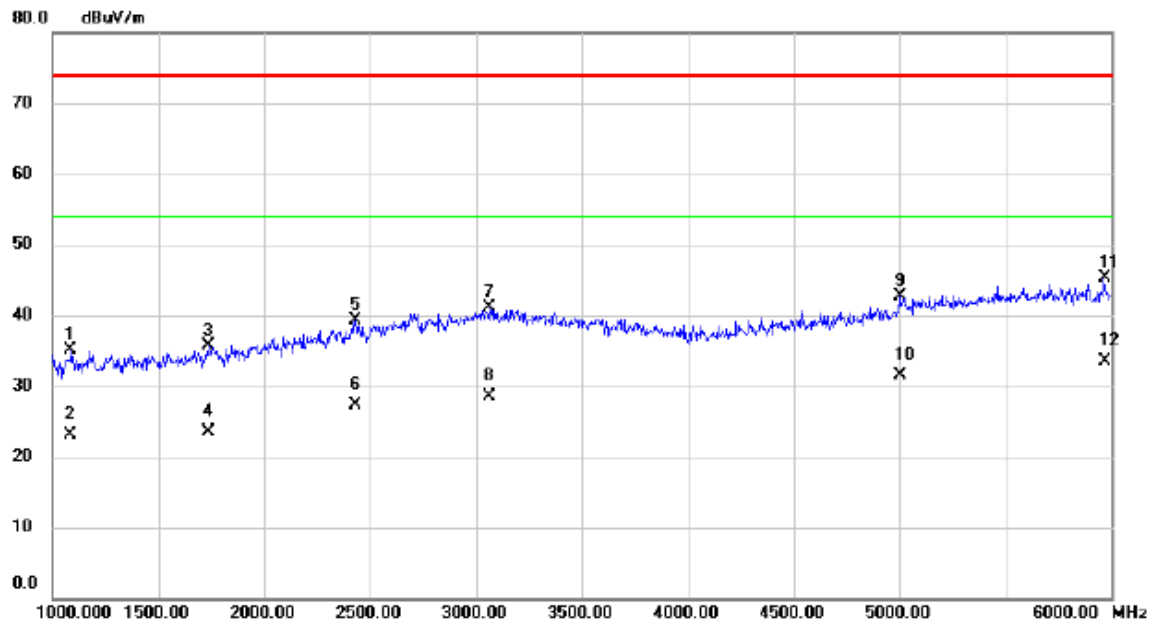
## Horizontal



No.	Mk.	Freq. MHz	Reading Level dBuV	Correct Factor dB	Measure- ment dBuV/m	Limit dBuV/m	Margin dB	Detector	Comment
1		1465.000	42.22	-6.96	35.26	74.00	-38.74	peak	
2		1465.000	30.54	-6.96	23.58	54.00	-30.42	AVG	
3		2150.000	41.35	-2.49	38.86	74.00	-35.14	peak	
4		2150.000	28.26	-2.49	25.77	54.00	-28.23	AVG	
5		2710.000	40.92	-0.20	40.72	74.00	-33.28	peak	
6		2710.000	28.38	-0.20	28.18	54.00	-25.82	AVG	
7		3185.000	40.58	1.18	41.76	74.00	-32.24	peak	
8		3185.000	29.33	1.18	30.51	54.00	-23.49	AVG	
9		5410.000	38.43	6.71	45.14	74.00	-28.86	peak	
10	*	5410.000	26.28	6.71	32.99	54.00	-21.01	AVG	
11		5932.500	36.57	8.30	44.87	74.00	-29.13	peak	
12		5932.500	24.31	8.30	32.61	54.00	-21.39	AVG	

Test Voltage:	AC 120V/60Hz
Test Mode:	Adapter+Idle+BT+2.4G WIFI+GPS+Camera on+Earphone
Note:	Adapter: BYD(EU) +USB Cable: LUXSHAREICT + Earphone: QUANCHENG

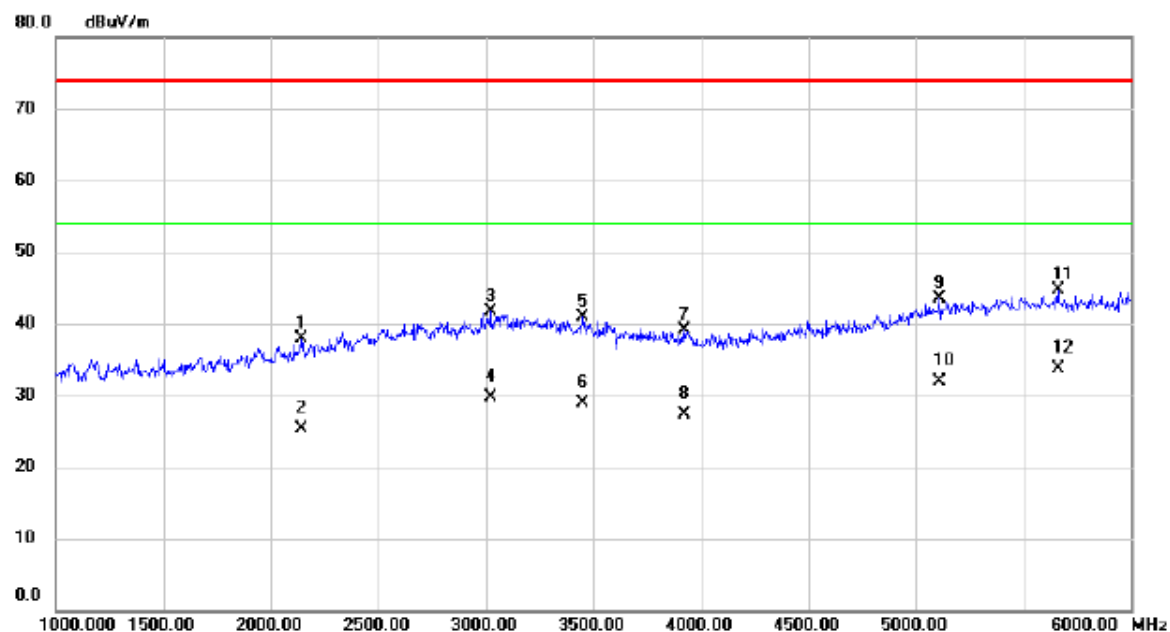
## Vertical



No.	Mk.	Freq.	Reading	Correct	Measure-	Limit	Margin		
		MHz	Level	Factor	ment			Detector	Comment
			dBuV	dB	dBuV/m	dBuV/m	dB		
1		1085.000	43.16	-7.97	35.19	74.00	-38.81	peak	
2		1085.000	31.03	-7.97	23.06	54.00	-30.94	AVG	
3		1737.500	40.70	-5.06	35.64	74.00	-38.36	peak	
4		1737.500	28.54	-5.06	23.48	54.00	-30.52	AVG	
5		2430.000	40.77	-1.47	39.30	74.00	-34.70	peak	
6		2430.000	28.78	-1.47	27.31	54.00	-26.69	AVG	
7		3065.000	39.94	1.20	41.14	74.00	-32.86	peak	
8		3065.000	27.22	1.20	28.42	54.00	-25.58	AVG	
9		5000.000	37.24	5.38	42.62	74.00	-31.38	peak	
10		5000.000	26.16	5.38	31.54	54.00	-22.46	AVG	
11		5967.500	36.84	8.40	45.24	74.00	-28.76	peak	
12	*	5967.500	25.19	8.40	33.59	54.00	-20.41	AVG	

Test Voltage:	AC 120V/60Hz
Test Mode:	Adapter+Idle+BT+2.4G WIFI+GPS+Camera on+Earphone
Note:	Adapter: BYD(EU) +USB Cable: LUXSHAREICT + Earphone: QUANCHENG

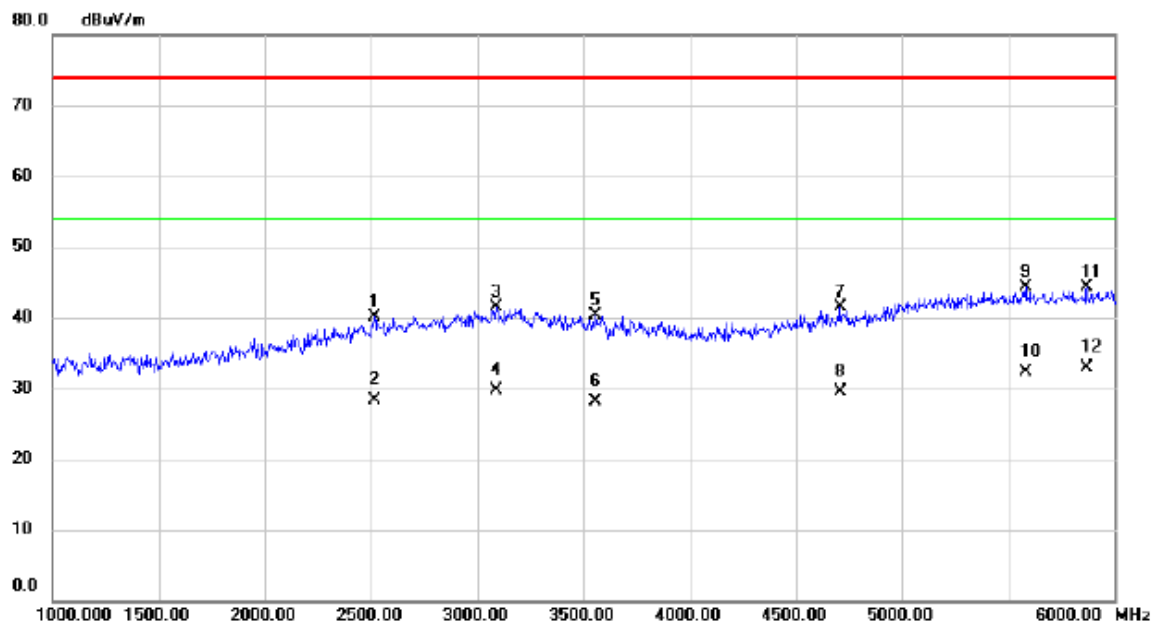
## Horizontal



No.	Mk.	Freq.	Reading	Correct	Measure-	Limit	Margin		
		MHz	Level	Factor	ment				
			dBuV	dB	dBuV/m	dBuV/m	dB	Detector	Comment
1		2140.000	40.45	-2.53	37.92	74.00	-36.08	peak	
2		2140.000	27.84	-2.53	25.31	54.00	-28.69	AVG	
3		3020.000	40.59	1.21	41.80	74.00	-32.20	peak	
4		3020.000	28.51	1.21	29.72	54.00	-24.28	AVG	
5		3450.000	39.67	1.14	40.81	74.00	-33.19	peak	
6		3450.000	27.84	1.14	28.98	54.00	-25.02	AVG	
7		3925.000	36.58	2.56	39.14	74.00	-34.86	peak	
8		3925.000	24.80	2.56	27.36	54.00	-26.64	AVG	
9		5112.500	37.83	5.75	43.58	74.00	-30.42	peak	
10		5112.500	26.13	5.75	31.88	54.00	-22.12	AVG	
11		5660.000	37.26	7.48	44.74	74.00	-29.26	peak	
12	*	5660.000	26.13	7.48	33.61	54.00	-20.39	AVG	

Test Voltage:	AC 120V/60Hz
Test Mode:	Adapter+Idle+Playing+Speaker
Note:	Adapter: BYD(US) +USB Cable: LUXSHAREICT + Earphone: QUANCHENG

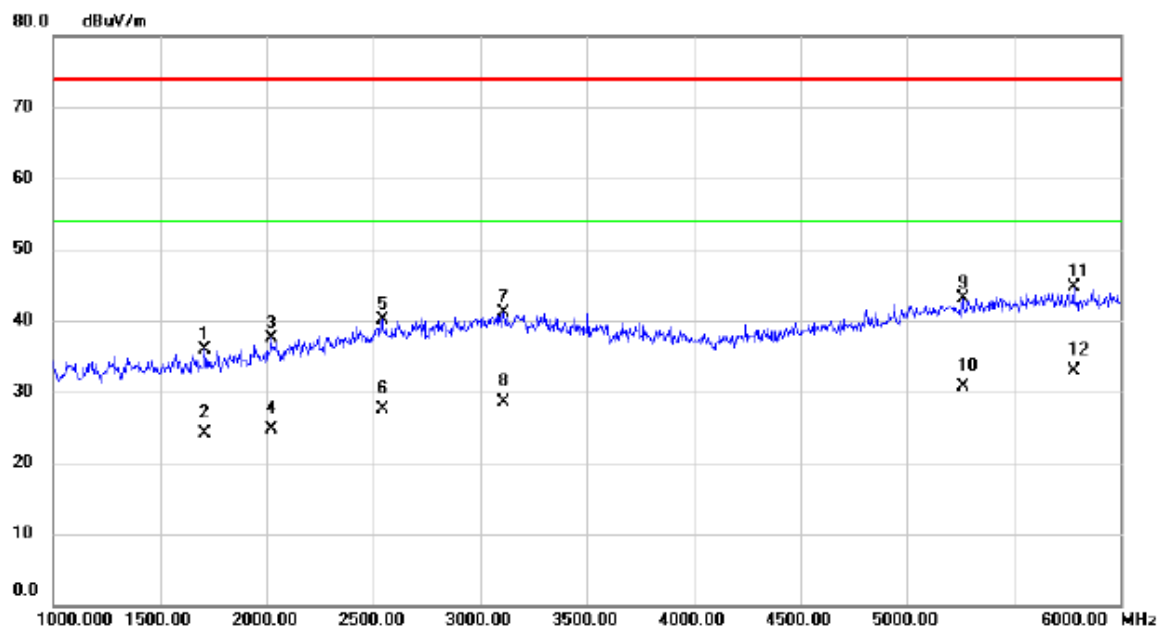
## Vertical



No.	Mk.	Freq. MHz	Reading Level dBuV	Correct Factor dB	Measure- ment dBuV/m	Limit dBuV/m	Margin dB	Detector	Comment
1		2515.000	41.25	-1.15	40.10	74.00	-33.90	peak	
2		2515.000	29.41	-1.15	28.26	54.00	-25.74	AVG	
3		3092.500	40.31	1.20	41.51	74.00	-32.49	peak	
4		3092.500	28.49	1.20	29.69	54.00	-24.31	AVG	
5		3557.500	38.89	1.32	40.21	74.00	-33.79	peak	
6		3557.500	26.86	1.32	28.18	54.00	-25.82	AVG	
7		4707.500	37.20	4.24	41.44	74.00	-32.56	peak	
8		4707.500	25.35	4.24	29.59	54.00	-24.41	AVG	
9		5580.000	36.97	7.25	44.22	74.00	-29.78	peak	
10		5580.000	25.12	7.25	32.37	54.00	-21.63	AVG	
11		5872.500	36.28	8.12	44.40	74.00	-29.60	peak	
12	*	5872.500	24.76	8.12	32.88	54.00	-21.12	AVG	

Test Voltage:	AC 120V/60Hz
Test Mode:	Adapter+Idle+Playing+Speaker
Note:	Adapter: BYD(US) +USB Cable: LUXSHAREICT + Earphone: QUANCHENG

## Horizontal

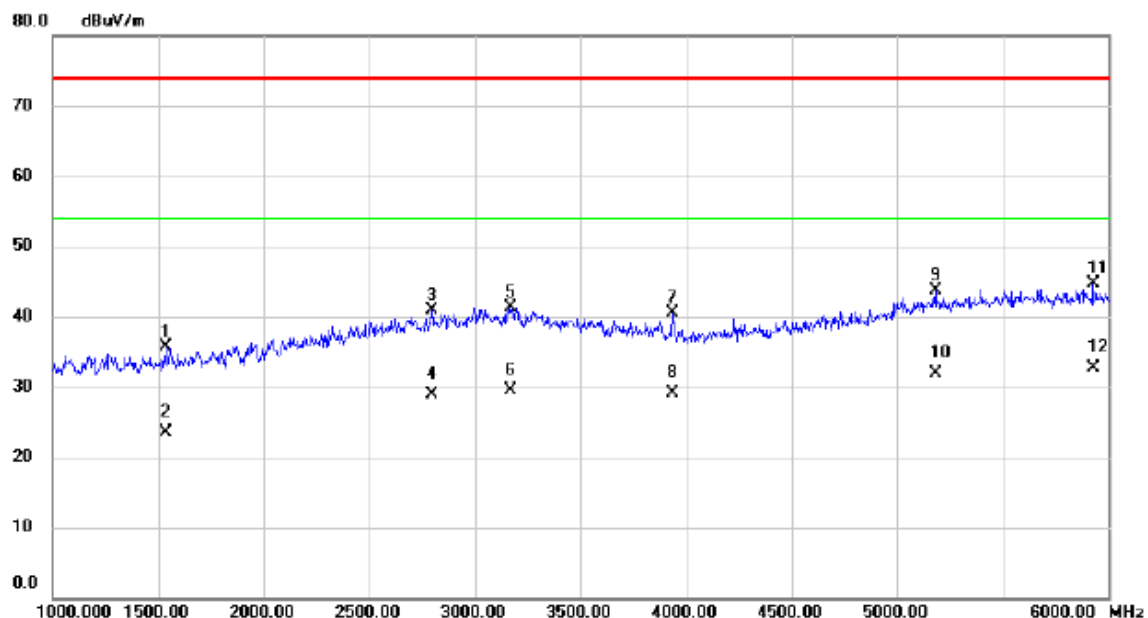


No.	Mk.	Freq. MHz	Reading Level dBuV	Correct Factor dB	Measure- ment dBuV/m	Limit dBuV/m	Margin dB	Detector	Comment
1		1710.000	41.27	-5.27	36.00	74.00	-38.00	peak	
2		1710.000	29.38	-5.27	24.11	54.00	-29.89	AVG	
3		2022.500	40.52	-2.96	37.56	74.00	-36.44	peak	
4		2022.500	27.70	-2.96	24.74	54.00	-29.26	AVG	
5		2542.500	41.12	-1.01	40.11	74.00	-33.89	peak	
6		2542.500	28.61	-1.01	27.60	54.00	-26.40	AVG	
7		3110.000	40.00	1.20	41.20	74.00	-32.80	peak	
8		3110.000	27.25	1.20	28.45	54.00	-25.55	AVG	
9		5262.500	36.95	6.24	43.19	74.00	-30.81	peak	
10		5262.500	24.47	6.24	30.71	54.00	-23.29	AVG	
11		5780.000	36.90	7.84	44.74	74.00	-29.26	peak	
12	*	5780.000	24.99	7.84	32.83	54.00	-21.17	AVG	



Test Voltage:	AC 120V/60Hz
Test Mode:	Adapter+Traffic (GSM)+ Earphone
Note:	Adapter: BYD(US) +USB Cable: LUXSHAREICT + Earphone: QUANCHENG

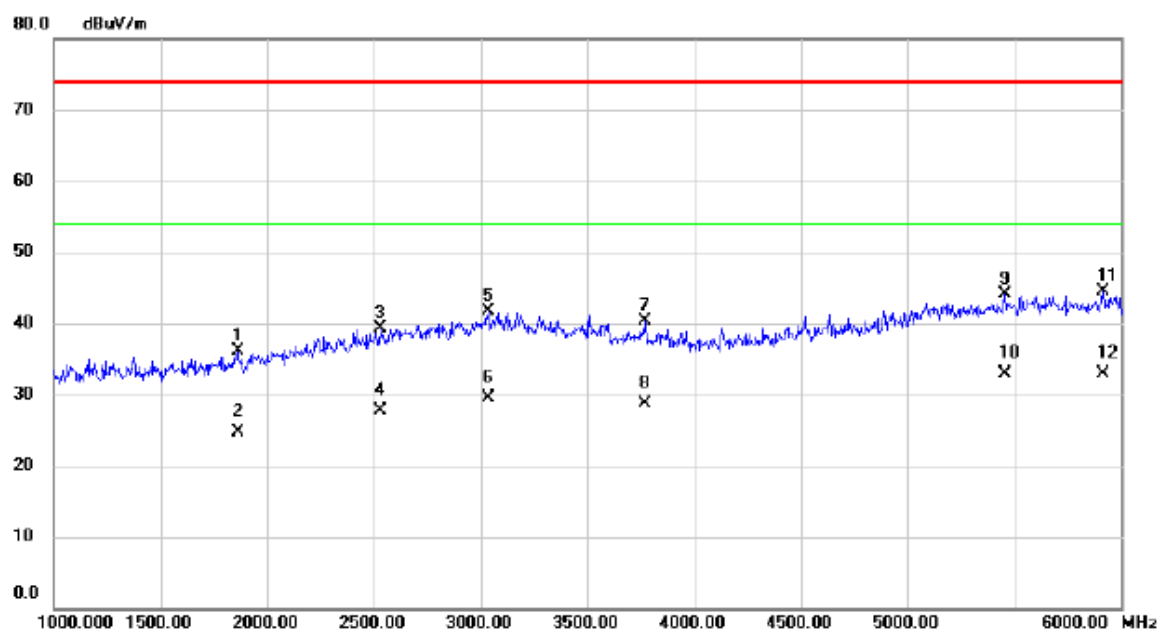
## Vertical



No.	Mk.	Freq. MHz	Reading Level dBuV	Correct Factor dB	Measure- ment dBuV/m	Limit dBuV/m	Margin dB	Detector	Comment
1		1537.500	42.35	-6.58	35.77	74.00	-38.23	peak	
2		1537.500	30.13	-6.58	23.55	54.00	-30.45	AVG	
3		2795.000	40.74	0.22	40.96	74.00	-33.04	peak	
4		2795.000	28.68	0.22	28.90	54.00	-25.10	AVG	
5		3167.500	40.10	1.19	41.29	74.00	-32.71	peak	
6		3167.500	28.37	1.19	29.56	54.00	-24.44	AVG	
7		3937.500	37.81	2.60	40.41	74.00	-33.59	peak	
8		3937.500	26.59	2.60	29.19	54.00	-24.81	AVG	
9		5180.000	37.65	5.96	43.61	74.00	-30.39	peak	
10		5180.000	26.04	5.96	32.00	54.00	-22.00	AVG	
11		5927.500	36.44	8.29	44.73	74.00	-29.27	peak	
12	*	5927.500	24.49	8.29	32.78	54.00	-21.22	AVG	

Test Voltage:	AC 120V/60Hz
Test Mode:	Adapter+Traffic (GSM)+ Earphone
Note:	Adapter: BYD(US) +USB Cable: LUXSHAREICT + Earphone: QUANCHENG

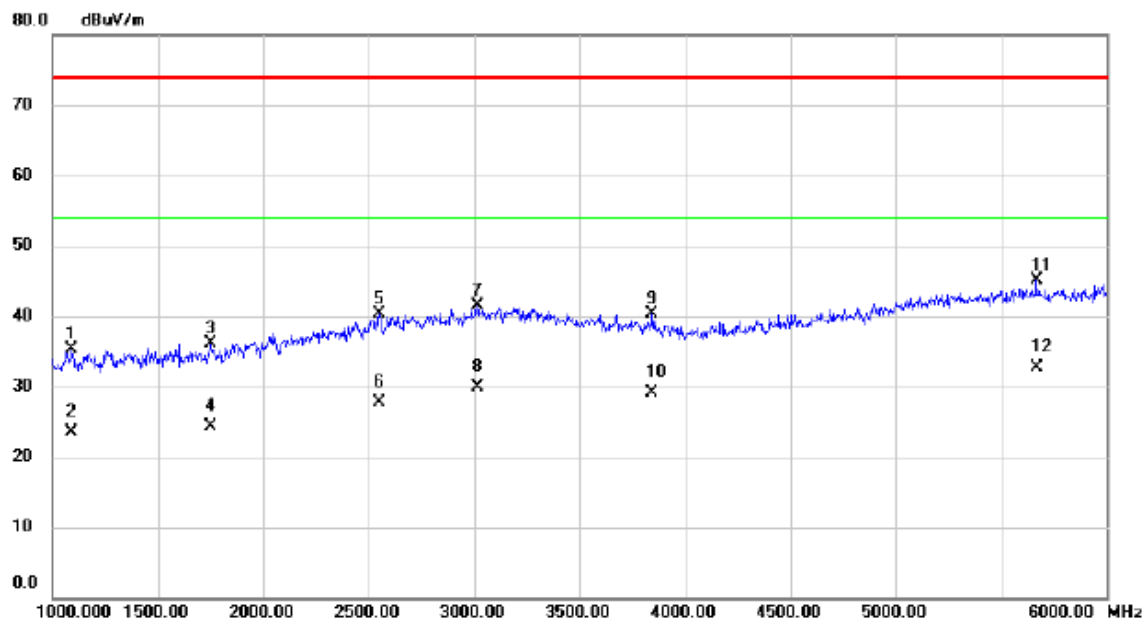
## Horizontal



No.	Mk.	Freq. MHz	Reading Level dBuV	Correct Factor dB	Measure- ment dBuV/m	Limit dBuV/m	Margin dB	Detector	Comment
1		1862.500	40.15	-4.09	36.06	74.00	-37.94	peak	
2		1862.500	28.86	-4.09	24.77	54.00	-29.23	AVG	
3		2532.500	40.43	-1.06	39.37	74.00	-34.63	peak	
4		2532.500	28.67	-1.06	27.61	54.00	-26.39	AVG	
5		3037.500	40.42	1.20	41.62	74.00	-32.38	peak	
6		3037.500	28.30	1.20	29.50	54.00	-24.50	AVG	
7		3770.000	38.32	2.03	40.35	74.00	-33.65	peak	
8		3770.000	26.76	2.03	28.79	54.00	-25.21	AVG	
9		5455.000	37.25	6.86	44.11	74.00	-29.89	peak	
10	*	5455.000	26.03	6.86	32.89	54.00	-21.11	AVG	
11		5915.000	36.26	8.25	44.51	74.00	-29.49	peak	
12		5915.000	24.56	8.25	32.81	54.00	-21.19	AVG	

Test Voltage:	AC 120V/60Hz
Test Mode:	Adapter+Traffic (WCDMA)
Note:	Adapter: BYD(US) +USB Cable: LUXSHAREICT + Earphone: QUANCHENG

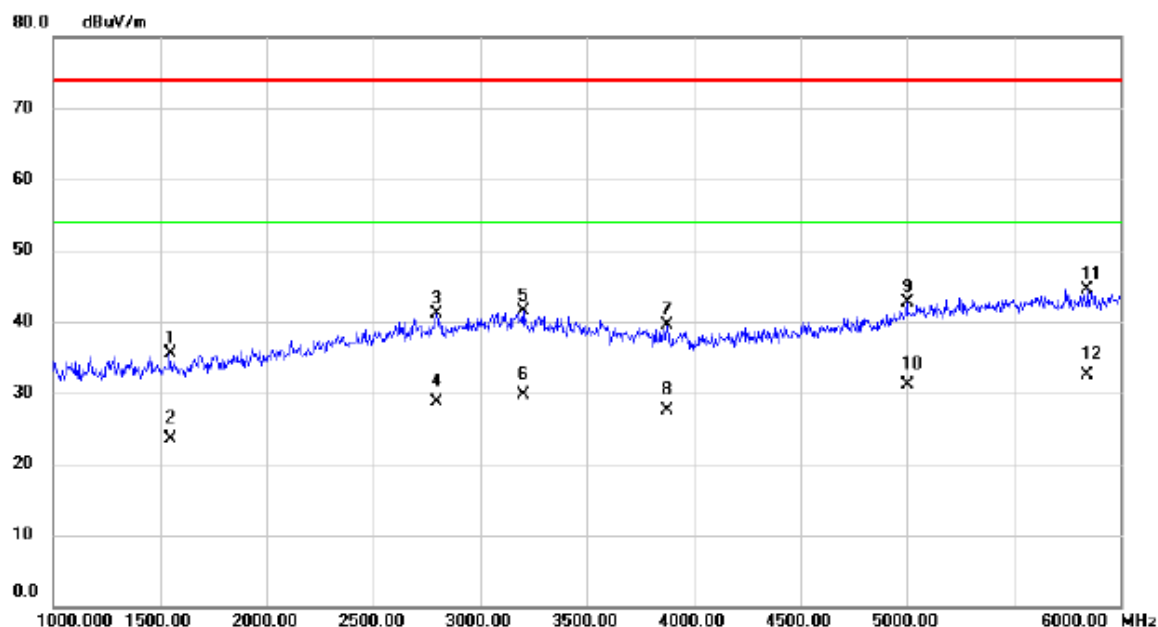
## Vertical



No.	Mk.	Freq. MHz	Reading Level dBuV	Correct Factor dB	Measure- ment dBuV/m	Limit dBuV/m	Margin dB	Detector	Comment
1		1092.500	43.27	-7.96	35.31	74.00	-38.69	peak	
2		1092.500	31.38	-7.96	23.42	54.00	-30.58	AVG	
3		1750.000	41.12	-4.95	36.17	74.00	-37.83	peak	
4		1750.000	29.26	-4.95	24.31	54.00	-29.69	AVG	
5		2550.000	41.18	-0.97	40.21	74.00	-33.79	peak	
6		2550.000	28.60	-0.97	27.63	54.00	-26.37	AVG	
7		3017.500	40.19	1.22	41.41	74.00	-32.59	peak	
8		3017.500	28.73	1.22	29.95	54.00	-24.05	AVG	
9		3845.000	38.00	2.29	40.29	74.00	-33.71	peak	
10		3845.000	26.73	2.29	29.02	54.00	-24.98	AVG	
11		5667.500	37.62	7.50	45.12	74.00	-28.88	peak	
12	*	5667.500	25.25	7.50	32.75	54.00	-21.25	AVG	

Test Voltage:	AC 120V/60Hz
Test Mode:	Adapter+Traffic (WCDMA)
Note:	Adapter: BYD(US) +USB Cable: LUXSHAREICT + Earphone: QUANCHENG

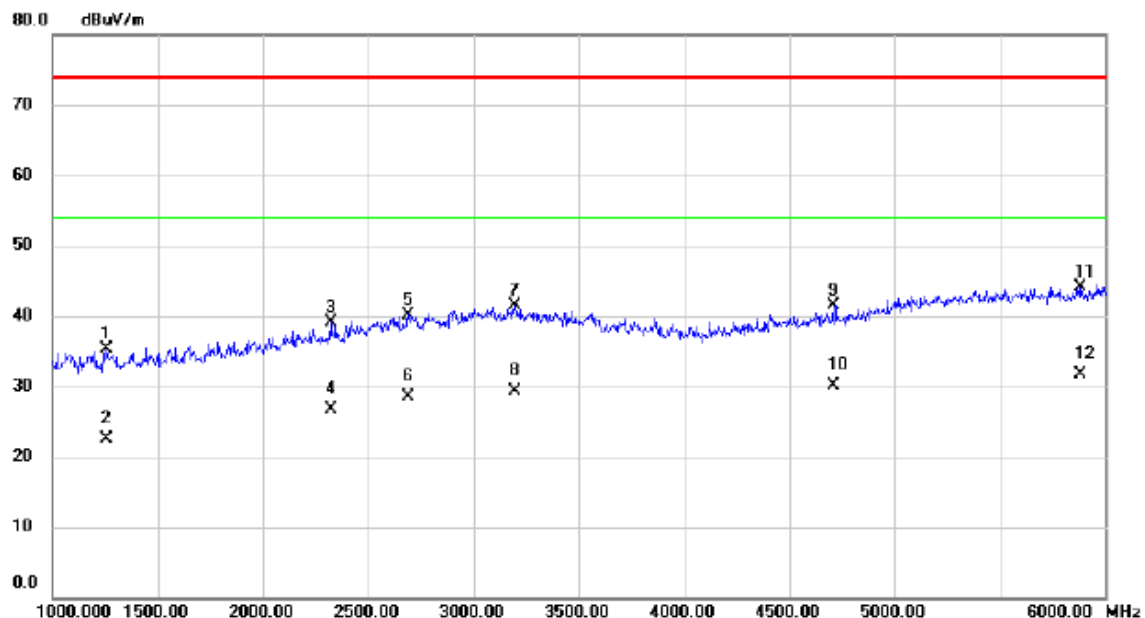
## Horizontal



No.	Mk.	Freq. MHz	Reading Level dBuV	Correct Factor dB	Measure- ment dBuV/m	Limit dBuV/m	Margin dB	Detector	Comment
1		1547.500	42.04	-6.50	35.54	74.00	-38.46	peak	
2		1547.500	30.06	-6.50	23.56	54.00	-30.44	AVG	
3		2795.000	40.93	0.22	41.15	74.00	-32.85	peak	
4		2795.000	28.54	0.22	28.76	54.00	-25.24	AVG	
5		3200.000	40.29	1.18	41.47	74.00	-32.53	peak	
6		3200.000	28.51	1.18	29.69	54.00	-24.31	AVG	
7		3877.500	37.03	2.39	39.42	74.00	-34.58	peak	
8		3877.500	25.19	2.39	27.58	54.00	-26.42	AVG	
9		5002.500	37.41	5.39	42.80	74.00	-31.20	peak	
10		5002.500	25.74	5.39	31.13	54.00	-22.87	AVG	
11		5845.000	36.43	8.04	44.47	74.00	-29.53	peak	
12	*	5845.000	24.48	8.04	32.52	54.00	-21.48	AVG	

Test Voltage:	AC 120V/60Hz
Test Mode:	Adapter+Traffic (LTE)
Note:	Adapter: BYD(US) +USB Cable: LUXSHAREICT + Earphone: QUANCHENG

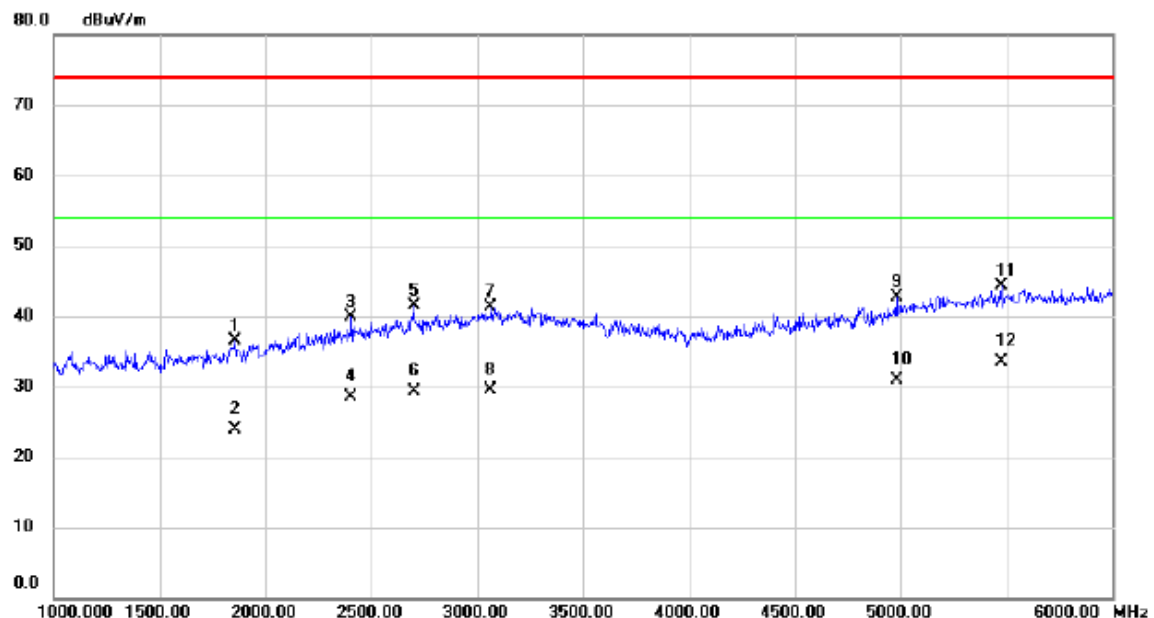
## Vertical



No.	Mk.	Freq. MHz	Reading Level dBuV	Correct Factor dB	Measure- ment dBuV/m	Limit dBuV/m	Margin dB	Detector	Comment
1		1255.000	42.78	-7.52	35.26	74.00	-38.74	peak	
2		1255.000	30.12	-7.52	22.60	54.00	-31.40	AVG	
3		2320.000	40.98	-1.88	39.10	74.00	-34.90	peak	
4		2320.000	28.53	-1.88	26.65	54.00	-27.35	AVG	
5		2692.500	40.48	-0.28	40.20	74.00	-33.80	peak	
6		2692.500	28.77	-0.28	28.49	54.00	-25.51	AVG	
7		3197.500	40.25	1.18	41.43	74.00	-32.57	peak	
8		3197.500	28.18	1.18	29.36	54.00	-24.64	AVG	
9		4712.500	37.30	4.25	41.55	74.00	-32.45	peak	
10		4712.500	25.93	4.25	30.18	54.00	-23.82	AVG	
11		5880.000	35.93	8.14	44.07	74.00	-29.93	peak	
12	*	5880.000	23.64	8.14	31.78	54.00	-22.22	AVG	

Test Voltage:	AC 120V/60Hz
Test Mode:	Adapter+Traffic (LTE)
Note:	Adapter: BYD(US) +USB Cable: LUXSHAREICT + Earphone: QUANCHENG

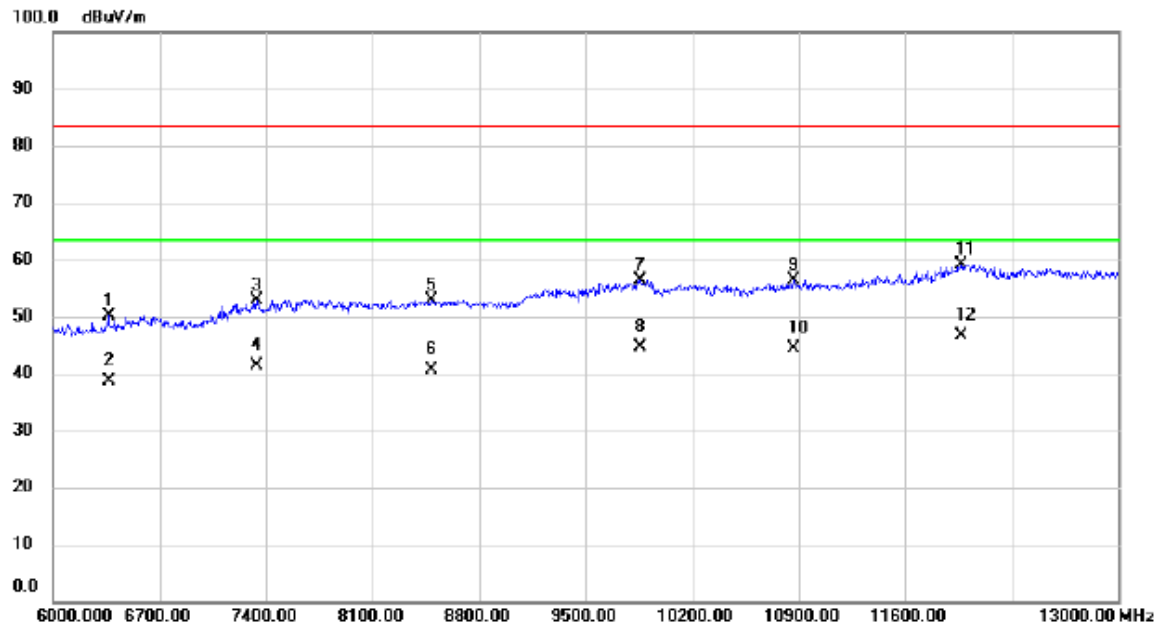
## Horizontal



No.	Mk.	Freq.	Reading Level	Correct Factor	Measurement	Limit	Margin		
		MHz	dBuV	dB	dBuV/m	dBuV/m	dB	Detector	Comment
1		1855.000	40.66	-4.15	36.51	74.00	-37.49	peak	
2		1855.000	28.13	-4.15	23.98	54.00	-30.02	AVG	
3		2405.000	41.45	-1.56	39.89	74.00	-34.11	peak	
4		2405.000	30.01	-1.56	28.45	54.00	-25.55	AVG	
5		2700.000	41.80	-0.25	41.55	74.00	-32.45	peak	
6		2700.000	29.55	-0.25	29.30	54.00	-24.70	AVG	
7		3065.000	40.20	1.20	41.40	74.00	-32.60	peak	
8		3065.000	28.40	1.20	29.60	54.00	-24.40	AVG	
9		4982.500	37.43	5.31	42.74	74.00	-31.26	peak	
10		4982.500	25.69	5.31	31.00	54.00	-23.00	AVG	
11		5477.500	37.32	6.94	44.26	74.00	-29.74	peak	
12	*	5477.500	26.65	6.94	33.59	54.00	-20.41	AVG	

Test Voltage:	AC 120V/60Hz
Test Mode:	Adapter+Idle+BT+2.4G WIFI+GPS+Camera on+Earphone
Note:	Adapter: BYD(US) +USB Cable: LUXSHAREICT + Earphone: QUANCHENG

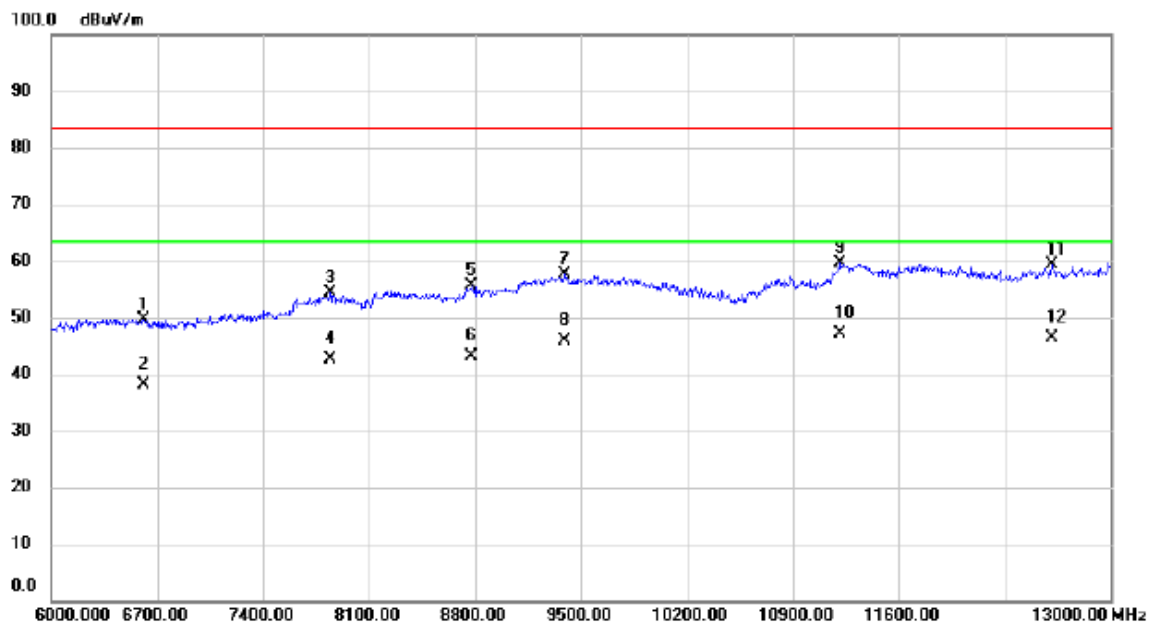
## Vertical



No.	Mk.	Freq. MHz	Reading Level dBuV	Correct Factor dB	Measure- ment dBuV/m	Limit dBuV/m	Margin dB	Detector	Comment
1		6364.000	40.18	9.92	50.10	83.50	-33.40	peak	
2		6364.000	28.64	9.92	38.56	63.50	-24.94	AVG	
3		7337.000	42.01	10.82	52.83	83.50	-30.67	peak	
4		7337.000	30.64	10.82	41.46	63.50	-22.04	AVG	
5		8485.000	40.98	11.94	52.92	83.50	-30.58	peak	
6		8485.000	28.67	11.94	40.61	63.50	-22.89	AVG	
7		9857.000	43.16	13.27	56.43	83.50	-27.07	peak	
8		9857.000	31.26	13.27	44.53	63.50	-18.97	AVG	
9		10865.00	41.78	14.68	56.46	83.50	-27.04	peak	
10		10865.00	29.67	14.68	44.35	63.50	-19.15	AVG	
11		11971.00	44.71	14.43	59.14	83.50	-24.36	peak	
12	*	11971.00	32.17	14.43	46.60	63.50	-16.90	AVG	

Test Voltage:	AC 120V/60Hz
Test Mode:	Adapter+Idle+BT+2.4G WIFI+GPS+Camera on+Earphone
Note:	Adapter: BYD(US) +USB Cable: LUXSHAREICT + Earphone: QUANCHENG

## Horizontal

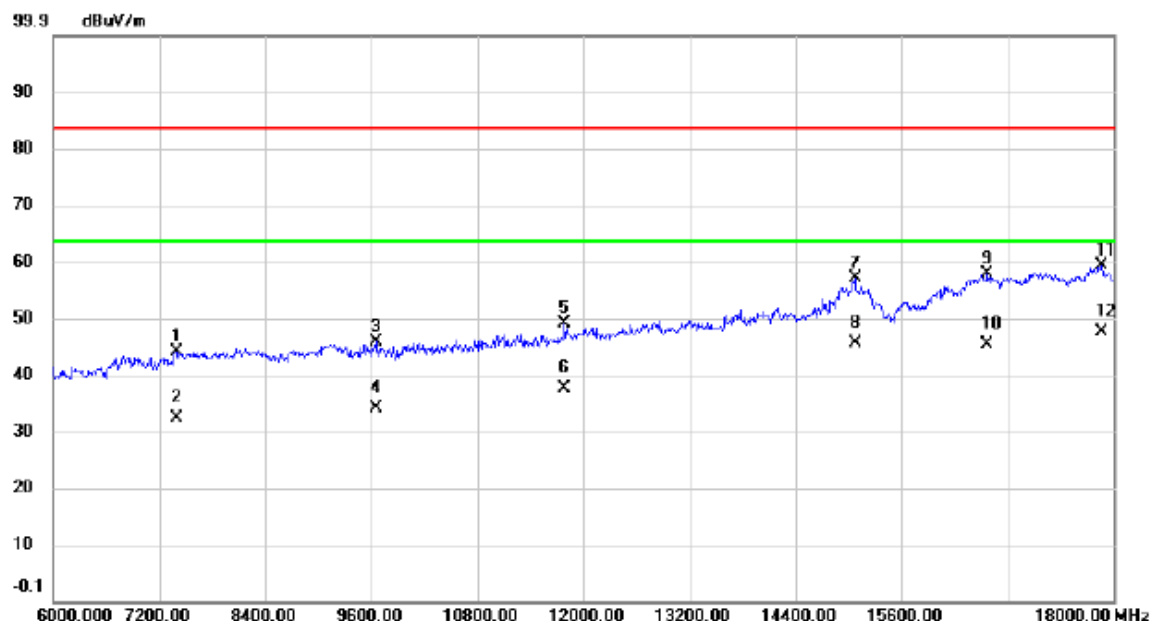


No.	Mk.	Freq. MHz	Reading Level dBuV	Correct Factor dB	Measure- ment dBuV/m	Limit dBuV/m	Margin dB	Detector	Comment
1		6609.000	39.33	10.41	49.74	83.50	-33.76	peak	
2		6609.000	27.64	10.41	38.05	63.50	-25.45	AVG	
3		7841.000	43.32	10.99	54.31	83.50	-29.19	peak	
4		7841.000	31.54	10.99	42.53	63.50	-20.97	AVG	
5		8779.000	43.55	12.06	55.61	83.50	-27.89	peak	
6		8779.000	31.18	12.06	43.24	63.50	-20.26	AVG	
7		9388.000	45.01	12.55	57.56	83.50	-25.94	peak	
8		9388.000	33.29	12.55	45.84	63.50	-17.66	AVG	
9		11215.00	44.98	14.69	59.67	83.50	-23.83	peak	
10	*	11215.00	32.47	14.69	47.16	63.50	-16.34	AVG	
11		12608.00	43.99	15.43	59.42	83.50	-24.08	peak	
12		12608.00	31.05	15.43	46.48	63.50	-17.02	AVG	



Test Voltage:	AC 120V/60Hz
Test Mode:	Adapter+Idle+BT+5G WIFI+GPS+Camera on+Earphone
Note:	Adapter: Salcomp (US) +USB Cable: LUXSHAREICT + Earphone: QUANCHENG

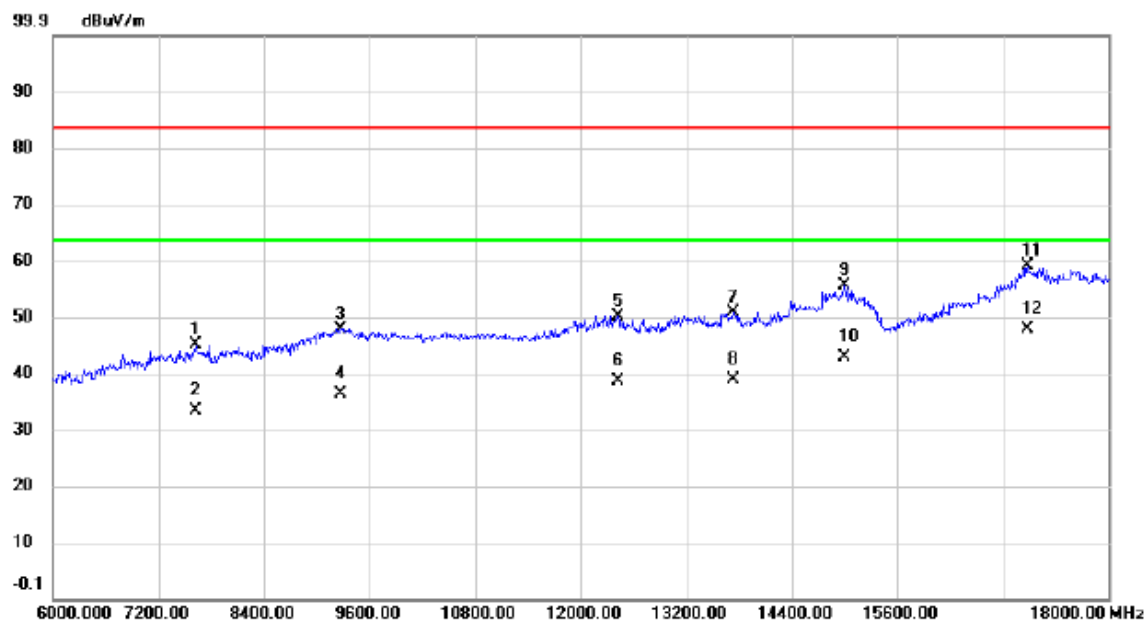
## Vertical



No.	Mk.	Freq. MHz	Reading Level dBuV	Correct Factor dB	Measure- ment dBuV/m	Limit dBuV/m	Margin dB	Detector	Comment
1		7392.00	33.02	10.90	43.92	83.50	-39.58	peak	
2		7392.00	21.26	10.90	32.16	63.50	-31.34	AVG	
3		9648.00	32.92	12.92	45.84	83.50	-37.66	peak	
4		9648.00	21.05	12.92	33.97	63.50	-29.53	AVG	
5		11784.00	34.70	14.43	49.13	83.50	-34.37	peak	
6		11784.00	23.05	14.43	37.48	63.50	-26.02	AVG	
7		15072.00	40.51	16.58	57.09	83.50	-26.41	peak	
8		15072.00	28.91	16.58	45.49	63.50	-18.01	AVG	
9		16572.00	40.98	16.75	57.73	83.50	-25.77	peak	
10		16572.00	28.61	16.75	45.36	63.50	-18.14	AVG	
11		17868.00	38.20	21.17	59.37	83.50	-24.13	peak	
12	*	17868.00	26.47	21.17	47.64	63.50	-15.86	AVG	

Test Voltage:	AC 120V/60Hz
Test Mode:	Adapter+Idle+BT+5G WIFI+GPS+Camera on+Earphone
Note:	Adapter: Salcomp (US) +USB Cable: LUXSHAREICT + Earphone: QUANCHENG

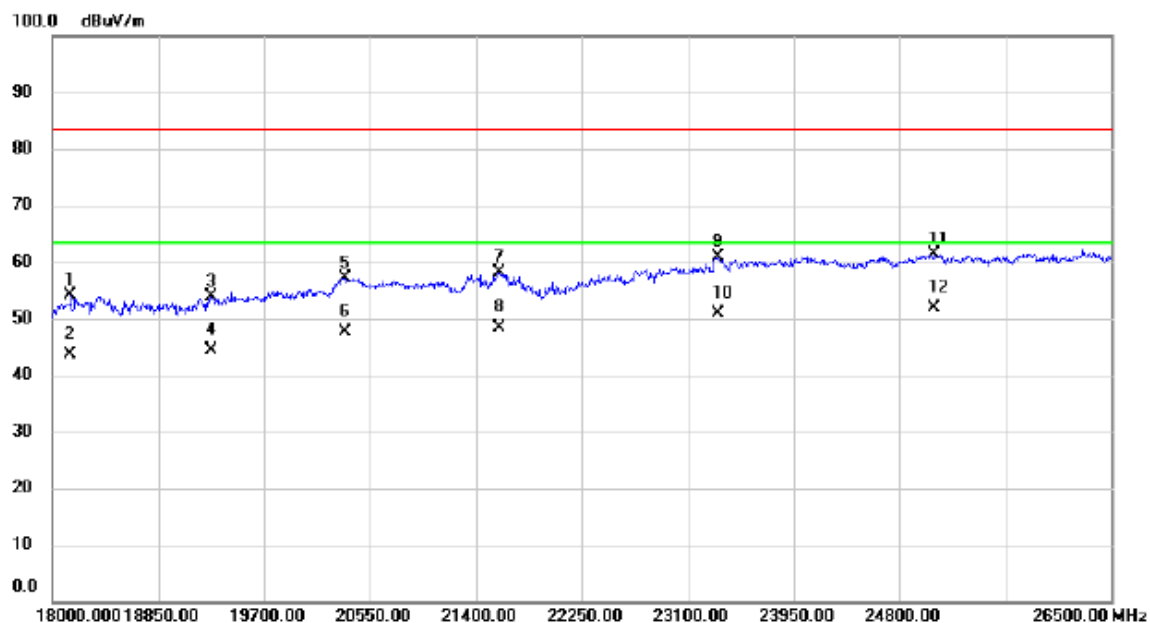
## Horizontal



No.	Mk.	Freq. MHz	Reading Level dBuV	Correct Factor dB	Measure- ment dBuV/m	Limit dBuV/m	Margin dB	Detector	Comment
1		7620.000	33.97	11.05	45.02	83.50	-38.48	peak	
2		7620.000	22.26	11.05	33.31	63.50	-30.19	AVG	
3		9276.000	35.37	12.43	47.80	83.50	-35.70	peak	
4		9276.000	23.84	12.43	36.27	63.50	-27.23	AVG	
5		12420.00	35.11	15.01	50.12	83.50	-33.38	peak	
6		12420.00	23.49	15.01	38.50	63.50	-25.00	AVG	
7		13740.00	31.71	19.12	50.83	83.50	-32.67	peak	
8		13740.00	19.64	19.12	38.76	63.50	-24.74	AVG	
9		15000.00	38.81	16.64	55.45	83.50	-28.05	peak	
10		15000.00	26.20	16.64	42.84	63.50	-20.66	AVG	
11		17076.00	40.11	19.01	59.12	83.50	-24.38	peak	
12	*	17076.00	28.80	19.01	47.81	63.50	-15.69	AVG	

Test Voltage:	AC 120V/60Hz
Test Mode:	Adapter+Idle+BT+5G WIFI+GPS+Camera on+Earphone
Note:	Adapter: Salcomp (US) +USB Cable: LUXSHAREICT + Earphone: QUANCHENG

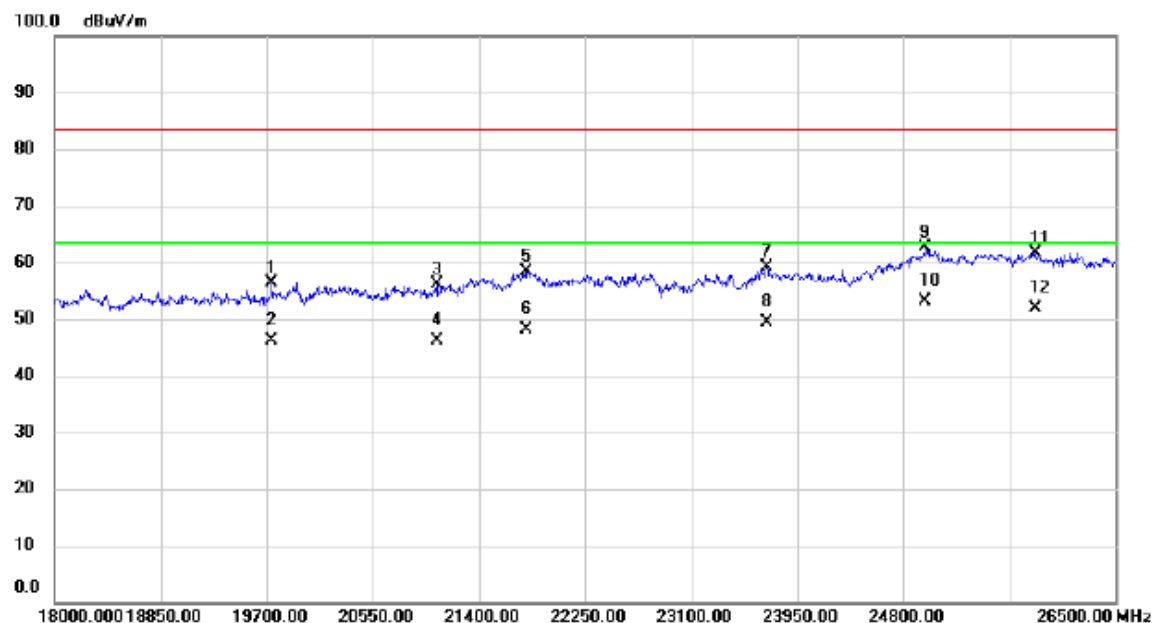
## Vertical



No.	Mk.	Freq. MHz	Reading Level dBuV	Correct Factor dB	Measure- ment dBuV/m	Limit dBuV/m	Margin dB	Detector	Comment
1		18144.50	36.97	17.04	54.01	83.50	-29.49	peak	
2		18144.50	26.58	17.04	43.62	63.50	-19.88	AVG	
3		19275.00	37.11	16.81	53.92	83.50	-29.58	peak	
4		19275.00	27.61	16.81	44.42	63.50	-19.08	AVG	
5		20346.00	41.22	16.02	57.24	83.50	-26.26	peak	
6		20346.00	31.51	16.02	47.53	63.50	-15.97	AVG	
7		21587.00	39.56	18.61	58.17	83.50	-25.33	peak	
8		21587.00	29.74	18.61	48.35	63.50	-15.15	AVG	
9		23346.50	41.01	19.88	60.89	83.50	-22.61	peak	
10		23346.50	31.05	19.88	50.93	63.50	-12.57	AVG	
11		25080.50	39.96	21.50	61.46	83.50	-22.04	peak	
12	*	25080.50	30.36	21.50	51.86	63.50	-11.64	AVG	

Test Voltage:	AC 120V/60Hz
Test Mode:	Adapter+Idle+BT+5G WIFI+GPS+Camera on+Earphone
Note:	Adapter: Salcomp (US) +USB Cable: LUXSHAREICT + Earphone: QUANCHENG

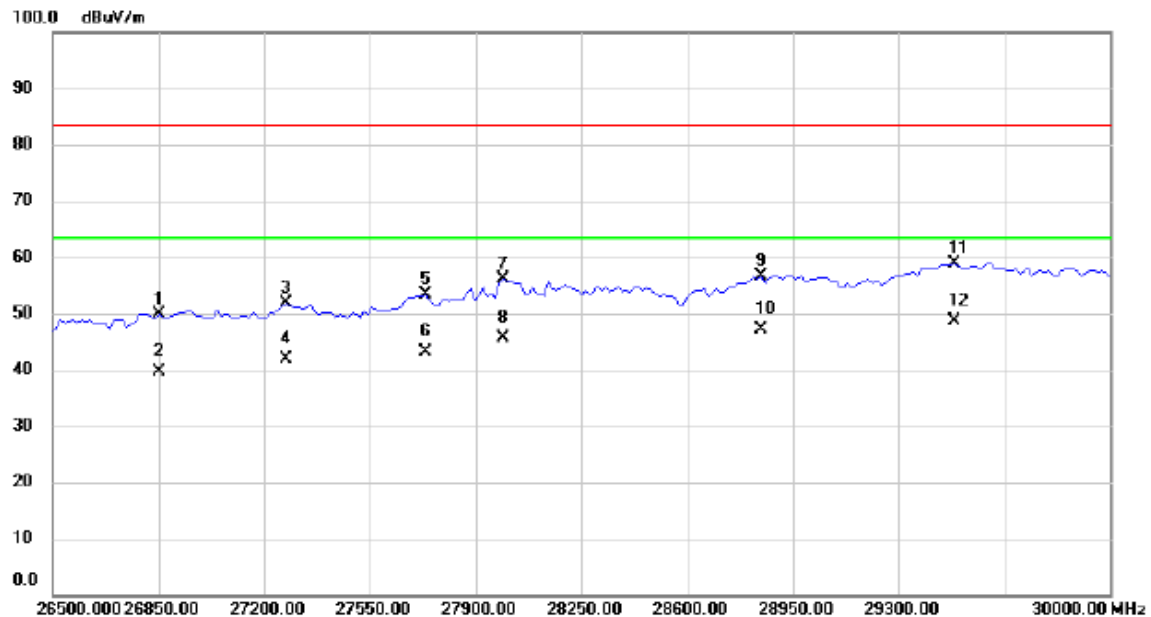
## Horizontal



No.	Mk.	Freq. MHz	Reading Level dBuV	Correct Factor dB	Measure- ment dBuV/m	Limit dBuV/m	Margin dB	Detector	Comment
1		19742.50	39.95	16.43	56.38	83.50	-27.12	peak	
2		19742.50	29.68	16.43	46.11	63.50	-17.39	AVG	
3		21060.00	38.48	17.56	56.04	83.50	-27.46	peak	
4		21060.00	28.61	17.56	46.17	63.50	-17.33	AVG	
5		21774.00	39.61	18.69	58.30	83.50	-25.20	peak	
6		21774.00	29.36	18.69	48.05	63.50	-15.45	AVG	
7		23703.50	39.51	19.64	59.15	83.50	-24.35	peak	
8		23703.50	29.64	19.64	49.28	63.50	-14.22	AVG	
9		24978.50	41.25	21.46	62.71	83.50	-20.79	peak	
10	*	24978.50	31.61	21.46	53.07	63.50	-10.43	AVG	
11		25854.00	40.91	20.78	61.69	83.50	-21.81	peak	
12		25854.00	31.02	20.78	51.80	63.50	-11.70	AVG	

Test Voltage:	AC 120V/60Hz
Test Mode:	Adapter+Idle+BT+5G WIFI+GPS+Camera on+Earphone
Note:	Adapter: Salcomp (US) +USB Cable: LUXSHAREICT + Earphone: QUANCHENG

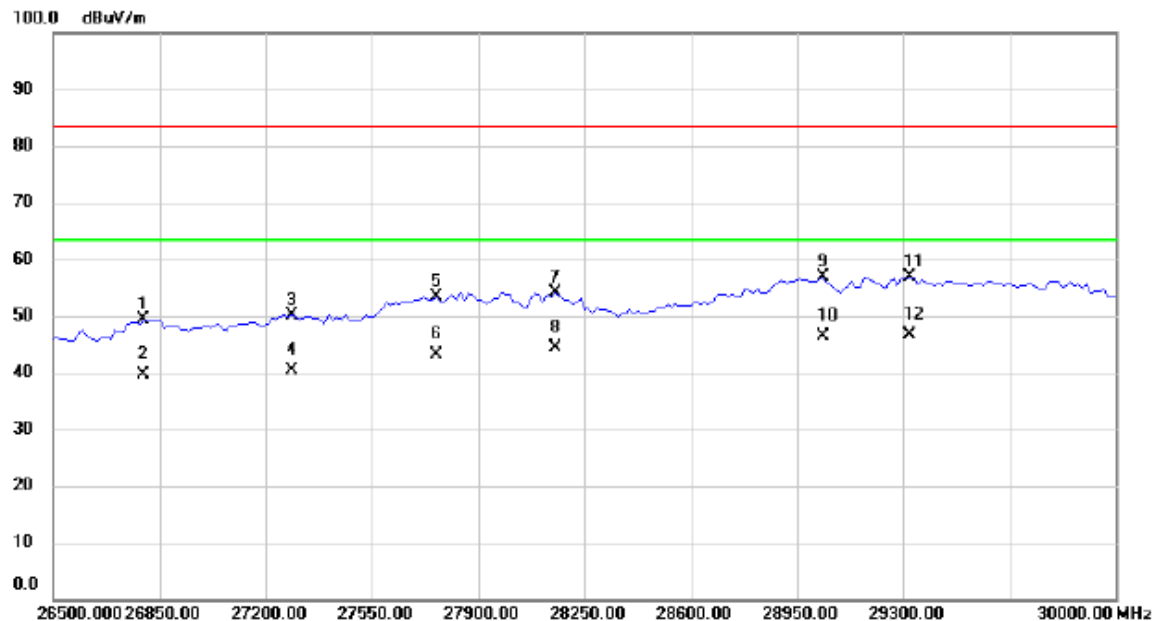
## Vertical



No.	Mk.	Freq. MHz	Reading Level dBuV	Correct Factor dB	Measure- ment dBuV/m	Limit dBuV/m	Margin dB	Detector	Comment
1		26852.71	45.94	4.01	49.95	83.50	-33.55	peak	
2		26852.71	35.64	4.01	39.65	63.50	-23.85	AVG	
3		27273.25	48.68	3.30	51.98	83.50	-31.52	peak	
4		27273.25	38.69	3.30	41.99	63.50	-21.51	AVG	
5		27734.49	49.84	3.46	53.30	83.50	-30.20	peak	
6		27734.49	39.64	3.46	43.10	63.50	-20.40	AVG	
7		27992.24	51.81	4.38	56.19	83.50	-27.31	peak	
8		27992.24	41.36	4.38	45.74	63.50	-17.76	AVG	
9		28846.89	51.36	5.36	56.72	83.50	-26.78	peak	
10		28846.89	41.67	5.36	47.03	63.50	-16.47	AVG	
11		29484.49	52.85	5.95	58.80	83.50	-24.70	peak	
12	*	29484.49	42.61	5.95	48.56	63.50	-14.94	AVG	

Test Voltage:	AC 120V/60Hz
Test Mode:	Adapter+Idle+BT+5G WIFI+GPS+Camera on+Earphone
Note:	Adapter: Salcomp (US) +USB Cable: LUXSHAREICT + Earphone: QUANCHENG

## Horizontal



No.	Mk.	Freq. MHz	Reading Level dBuV	Correct Factor dB	Measure- ment dBuV/m	Limit dBuV/m	Margin dB	Detector	Comment
1		26798.44	45.40	3.97	49.37	83.50	-34.13	peak	
2		26798.44	35.61	3.97	39.58	63.50	-23.92	AVG	
3		27286.82	46.94	3.26	50.20	83.50	-33.30	peak	
4		27286.82	37.06	3.26	40.32	63.50	-23.18	AVG	
5		27761.62	49.89	3.55	53.44	83.50	-30.06	peak	
6		27761.62	39.61	3.55	43.16	63.50	-20.34	AVG	
7		28155.03	49.67	4.57	54.24	83.50	-29.26	peak	
8		28155.03	39.75	4.57	44.32	63.50	-19.18	AVG	
9		29036.82	51.19	5.57	56.76	83.50	-26.74	peak	
10		29036.82	40.91	5.57	46.48	63.50	-17.02	AVG	
11		29321.70	51.11	5.81	56.92	83.50	-26.58	peak	
12	*	29321.70	40.89	5.81	46.70	63.50	-16.80	AVG	