

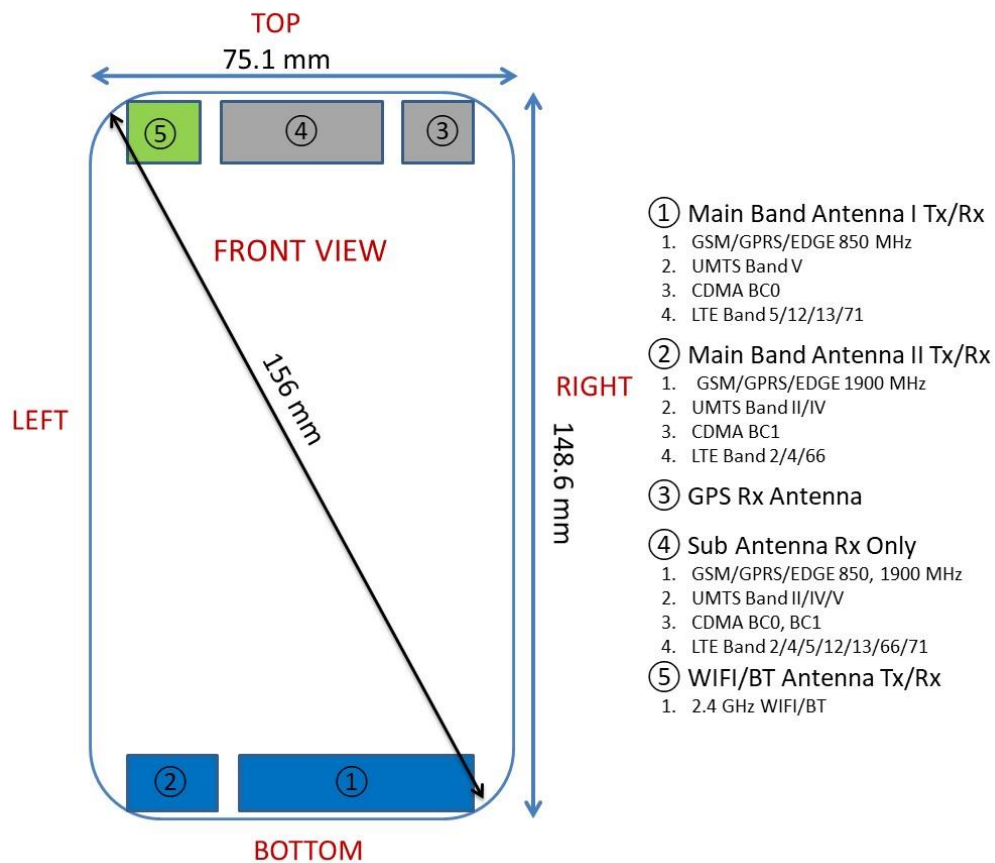




## APPENDIX F: DUT ANTENNA DIAGRAM & SAR TEST SETUP PHOTOGRAPHS


<b>FCC ID</b> ZNFL414DL		<b>SAR EVALUATION REPORT</b>		<b>Approved by:</b> Quality Manager
<b>Test Dates:</b> 05/08/18 - 05/24/18	<b>DUT Type:</b> Portable Handset			<b>APPENDIX F:</b> Page 1 of 8




Note: Exact antenna dimensions and separation distances are shown in the Technical Descriptions in the FCC Filing.

**Figure F-1**  
**DUT Antenna Locations**



FCC ID ZNFL414DL		SAR EVALUATION REPORT		Approved by: Quality Manager
Test Dates: 05/08/18 - 05/24/18	DUT Type: Portable Handset			APPENDIX F: Page 2 of 8




**SAR Test Setup Photo 1: Right Cheek**




**SAR Test Setup Photo 2: Right Cheek**



<b>FCC ID</b> ZNFL414DL		<b>SAR EVALUATION REPORT</b>		<b>Approved by:</b> Quality Manager
<b>Test Dates:</b> 05/08/18 - 05/24/18	<b>DUT Type:</b> Portable Handset			<b>APPENDIX F:</b> Page 3 of 8




**SAR Test Setup Photo 3: Left Cheek**




**SAR Test Setup Photo 4: Left Tilt**



<b>FCC ID</b> ZNFL414DL		<b>SAR EVALUATION REPORT</b>		<b>Approved by:</b> Quality Manager
<b>Test Dates:</b> 05/08/18 - 05/24/18	<b>DUT Type:</b> Portable Handset			<b>APPENDIX F:</b> Page 4 of 8




**SAR Test Setup Photo 5: Back at 1.0 cm**




**SAR Test Setup Photo 6: Front at 1.0 cm**



<b>FCC ID</b> ZNFL414DL		<b>SAR EVALUATION REPORT</b>		<b>Approved by:</b> Quality Manager
<b>Test Dates:</b> 05/08/18 - 05/24/18	<b>DUT Type:</b> Portable Handset			<b>APPENDIX F:</b> Page 5 of 8




**SAR Test Setup Photo 7: Top at 1.0 cm**



**SAR Test Setup Photo 8: Bottom at 1.0 cm**



<b>FCC ID</b> ZNFL414DL		<b>SAR EVALUATION REPORT</b>		<b>Approved by:</b> Quality Manager
<b>Test Dates:</b> 05/08/18 - 05/24/18	<b>DUT Type:</b> Portable Handset			<b>APPENDIX F:</b> Page 6 of 8



**SAR Test Setup Photo 9: Right at 1.0 cm**





**SAR Test Setup Photo 10: Left at 1.0 cm**

<b>FCC ID</b> ZNFL414DL		<b>SAR EVALUATION REPORT</b>		<b>Approved by:</b> Quality Manager
<b>Test Dates:</b> 05/08/18 - 05/24/18	<b>DUT Type:</b> Portable Handset			<b>APPENDIX F:</b> Page 7 of 8



**SAR Test Setup Photo 11: Vertical and Horizontal Reference Lines**

FCC ID ZNFL414DL		SAR EVALUATION REPORT		Approved by: Quality Manager
Test Dates: 05/08/18 - 05/24/18	DUT Type: Portable Handset			APPENDIX F: Page 8 of 8