

MODEL GD-0608-U


Fig.1

General - Shows front view of model.

Upper enclosure - min 3.0mm thick, overall (W/D/H) 334/258/14mm

Secured to the Bottom Enclosure, Fig. 2.

Cover sheet - Provided as an overlay on the Upper enclosure, Fig. 1.



MODEL GD-0608-U


Fig.2

General - Shows rear view of model.

Bottom enclosure - min 3.0mm thick, overall (W/D/H) 334/258/14mm

Secured to the Upper Enclosure.

Product label - See Label Designs, Fig. 5, for details.



MODEL GD-0608-U


Fig.3

General - Shows internal view of model.

Shield sheet - 0.1mm thick of Fe-42%Ni Alloy sheet.

Copper tape - 40/25mm(L/W)

Cable - 2.5m(8.2ft) with Ferrite Core.



MODEL GD-0608-U


Fig.1

General - Shows front view of model.

Upper enclosure - min 3.0mm thick, overall (W/D/H) 334/258/14mm

Secured to the Bottom Enclosure, Fig. 2.

Cover sheet - Provided as an overlay on the Upper enclosure, Fig. 1.



MODEL GD-0608-U


Fig.2

General - Shows rear view of model.

Bottom enclosure - min 3.0mm thick, overall (W/D/H) 334/258/14mm

Secured to the Upper Enclosure.

Product label - See Label Designs, Fig. 5, for details.





MODEL GD-0608-U

Fig.3

General - Shows internal view of model.

Shield sheet - 0.1mm thick of Fe-42%Ni Alloy sheet.

Copper tape - 40/25mm(L/W)

Cable - 2.5m(8.2ft) with Ferrite Core.

