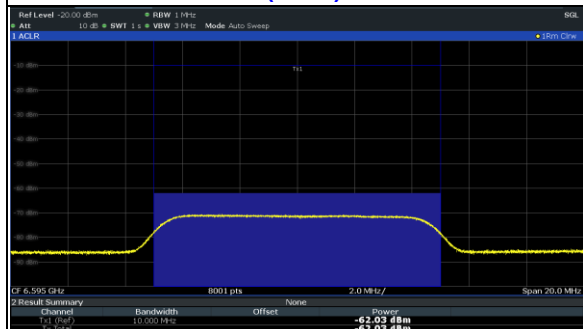
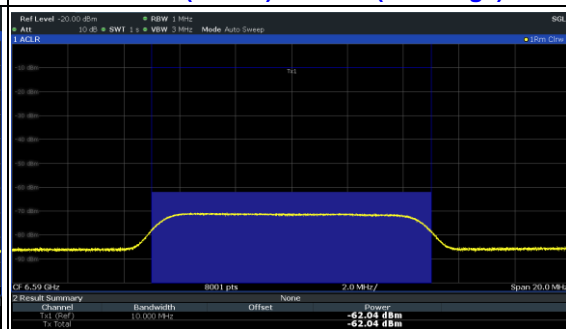


Plots of Incumbent signal level

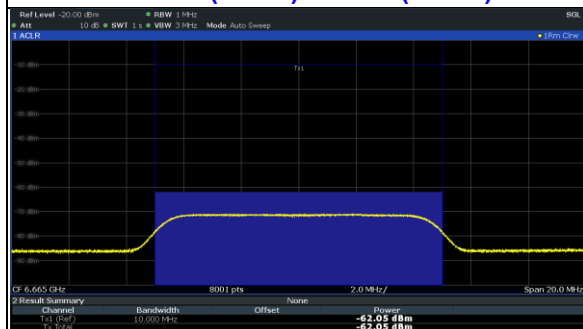
802.11ax (HE20) / CH129



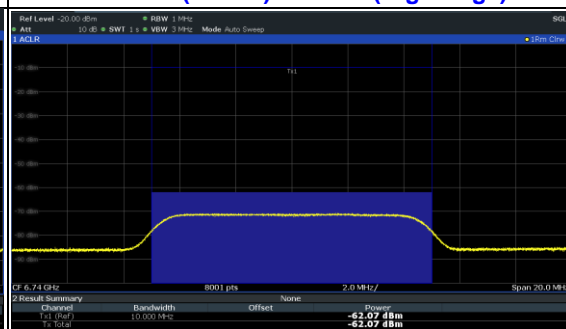
802.11ax (HE160) / CH143 (Low Edge)

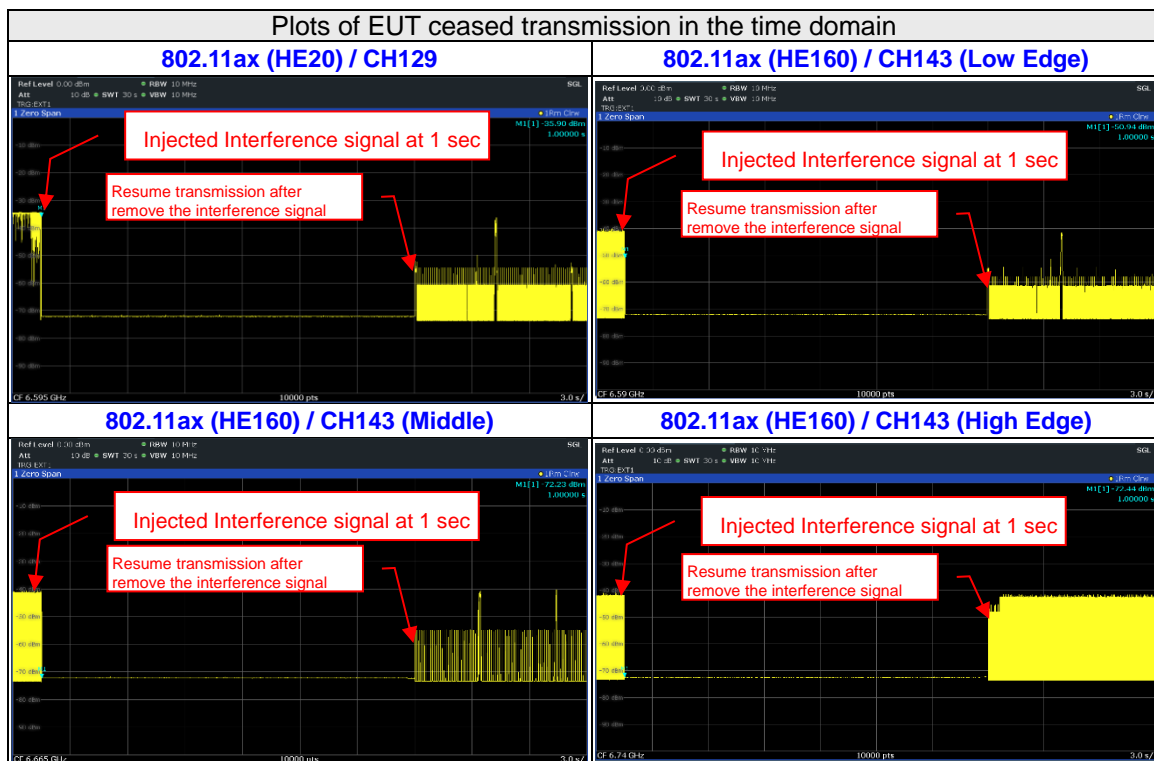


802.11ax (HE160) / CH143 (Middle)



802.11ax (HE160) / CH143 (High Edge)

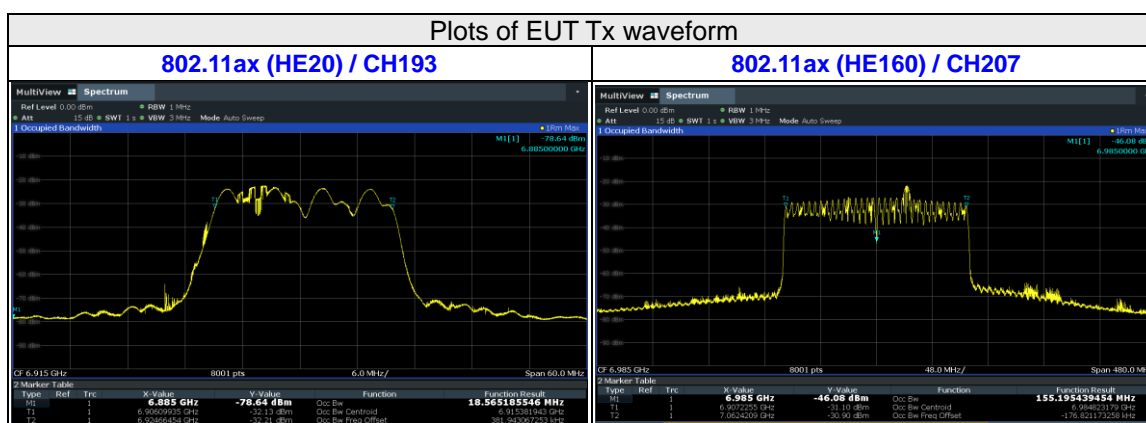




For U-NII-8 band

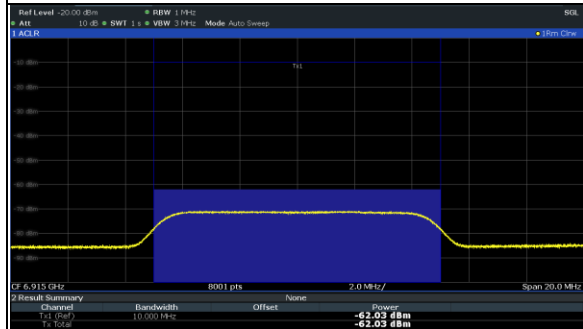
Contention Based Protocol Measurement									
Measurement Mode :		Conducted measurement		The Incumbent Signal(AWGN) Level(dBm) :			-62	at the antenna connector	
Device Type :		Indoor AP / subordinate modes		Antenna Gain(dBi) :			0		
Operation Mode	Channel Bandwidth (MHz)	Channel Number	Channel Frequency (MHz)	AWGN Signal Frequency (MHz)	Number of Times	Number of Detected	Detection Rate	Minimum Limit	Pass/Fail
802.11ax	20	193	6915	6915	10	10	100%	90%	Pass
	160	207	6985	6910	10	10	100%	90%	Pass
				6985	10	10	100%	90%	Pass
				7060	10	10	100%	90%	Pass
Result	Complied								

Lowest Interference(AWGN) Level Check						
Operation Mode	Channel Bandwidth (MHz)	Channel Number	Channel Frequency (MHz)	AWGN Signal Frequency (MHz)	Threshold Level (dBm)	EUT Status
802.11ax	20	193	6915	6915	-68	Start transmitting
	160	207	6985	6910	-63	Start transmitting
				6985	-63	Start transmitting
				7060	-63	Start transmitting

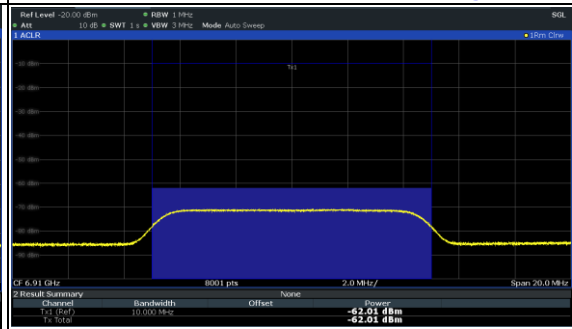


Plots of Incumbent signal level

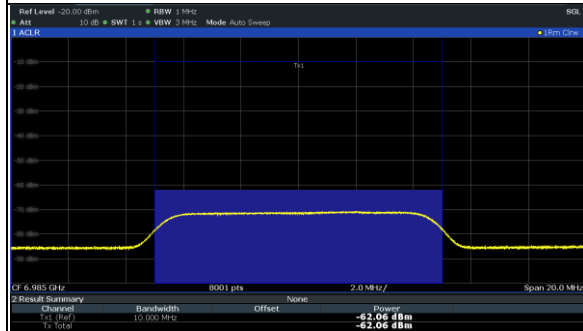
802.11ax (HE20) / CH193



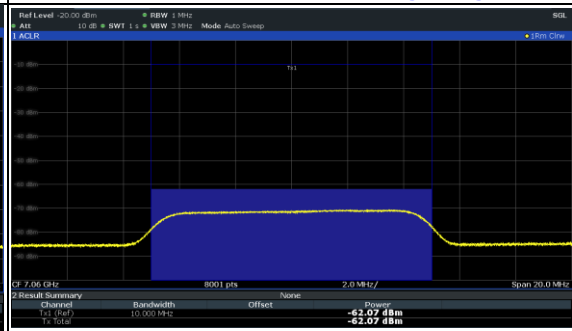
802.11ax (HE160) / CH207 (Low Edge)

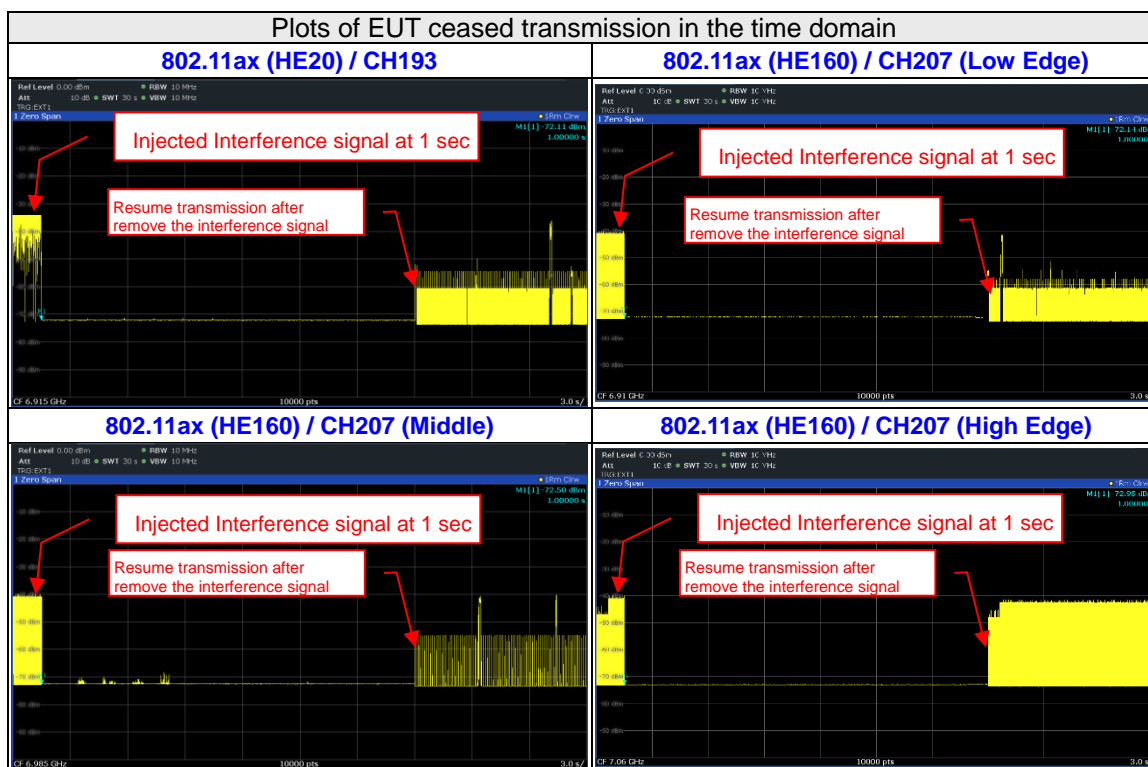


802.11ax (HE160) / CH207 (Middle)



802.11ax (HE160) / CH207 (High Edge)



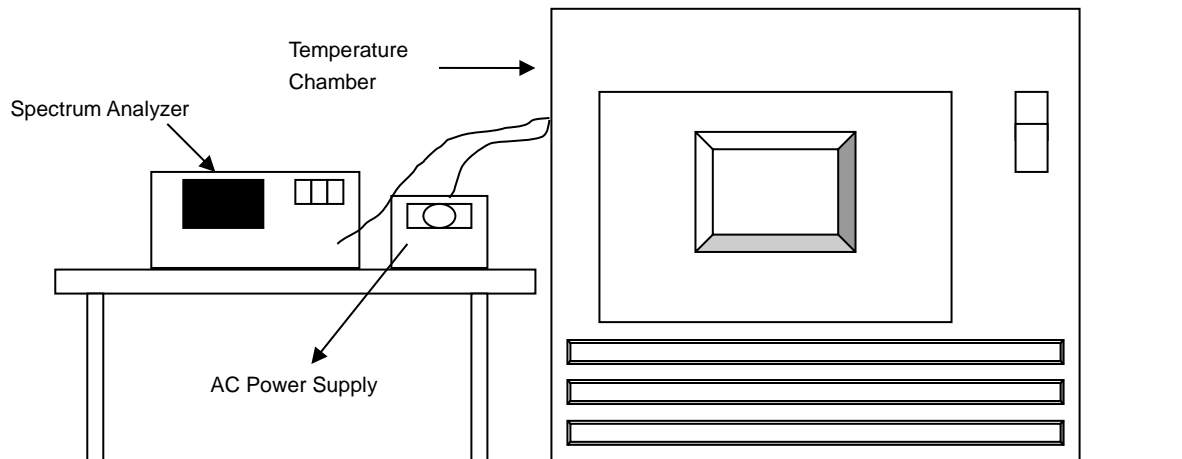


4.8 Frequency Stability Measurement

4.8.1 Limits of Frequency Stability Measurement

The frequency of the carrier signal shall be maintained within band of operation

4.8.2 Test Setup



4.8.3 Test Instruments

Refer to section 4.1.2 to get information of above instrument.

4.8.4 Test Procedure

- The EUT was placed inside the environmental test chamber and powered by nominal AC voltage.
- Turn the EUT on and couple its output to a spectrum analyzer.
- Turn the EUT off and set the chamber to the highest temperature specified.
- Allow sufficient time (approximately 30 min) for the temperature of the chamber to stabilize, turn the EUT on and measure the operating frequency after 2, 5, and 10 Minutes.
- Repeat step (d) with the temperature chamber set to the next desired temperature until measurements down to the lowest specified temperature have been completed..
- The test chamber was allowed to stabilize at +20 degree C for a minimum of 30 Minutes. The supply voltage was then adjusted on the EUT from 85% to 115% and the frequency record.

4.8.5 EUT Operating Condition

Set the EUT transmit at un-modulation mode to test frequency stability.

4.8.6 Test Results

802.11ax (HE20)

Frequency Stability Versus Temp.									
Operating Frequency: 6115 MHz									
TEMP. (°C)	Power Supply (Vac)	0 Minute		2 Minutes		5 Minutes		10 Minutes	
		Measured Frequency (MHz)	Pass/Fail	Measured Frequency (MHz)	Pass/Fail	Measured Frequency (MHz)	Pass/Fail	Measured Frequency (MHz)	Pass/Fail
40	120	6114.9851	PASS	6114.9811	PASS	6114.9817	PASS	6114.9829	PASS
30	120	6115.0123	PASS	6115.0093	PASS	6115.0079	PASS	6115.008	PASS
20	120	6115.008	PASS	6115.0082	PASS	6115.0058	PASS	6115.0091	PASS
10	120	6115.0098	PASS	6115.0111	PASS	6115.0116	PASS	6115.0075	PASS
0	120	6114.9855	PASS	6114.9867	PASS	6114.9868	PASS	6114.9872	PASS

Frequency Stability Versus Voltage									
Operating Frequency: 6115 MHz									
TEMP. (°C)	Power Supply (Vac)	0 Minute		2 Minutes		5 Minutes		10 Minutes	
		Measured Frequency (MHz)	Pass/Fail	Measured Frequency (MHz)	Pass/Fail	Measured Frequency (MHz)	Pass/Fail	Measured Frequency (MHz)	Pass/Fail
20	138	6115.0073	PASS	6115.0071	PASS	6115.0067	PASS	6115.0079	PASS
	120	6115.008	PASS	6115.0082	PASS	6115.0058	PASS	6115.0091	PASS
	102	6115.008	PASS	6115.0093	PASS	6115.0064	PASS	6115.0086	PASS

4.9 Operational Restrictions for 6 GHz U-NII Devices

4.9.1 Limits of Operational Restrictions for 6 GHz U-NII Devices

- (1) Operation of indoor access points / subordinate modes in the 5.925-7.125 GHz band is prohibited on oil platforms, cars, trains, boats, and aircraft, except that indoor access points / subordinate modes are permitted to operate in the 5.925-6.425 GHz bands in large aircraft while flying above 10,000 feet.
- (2) Operation of transmitters in the 5.925-7.125 GHz band is prohibited for control of or communications with unmanned aircraft systems.
- (3) Transmitters operating under indoor access point / subordinate modes is limited to indoor locations.
- (4) In the 5.925-7.125 GHz band, indoor access points / subordinate modes must bear the following statement in a conspicuous location on the device and in the user's manual: FCC regulations restrict operation of this device to indoor use only. The operation of this device is prohibited on oil platforms, cars, trains, boats, and aircraft, except that operation of this device is permitted in large aircraft while flying above 10,000 feet.
- (5) In the 5.925-7.125 GHz band, Access points may connect to other access points or subordinate devices.
- (6) Indoor access points / subordinate modes operating in the 5.925-7.125 GHz band must employ a contention-based protocol.

4.9.2 Test Setup

N/A

4.9.3 Test Instruments

N/A

4.9.4 Test Procedure

N/A.

4.9.5 Test Results

Device is an indoor access point, / subordinate modes all restrictions are meet the §15.407 (d) requirements. Please refer to the Attestation letter exhibit supplied within this application.

5 Pictures of Test Arrangements

Please refer to the attached file (Test Setup Photo).

Appendix A– Information of the Testing Laboratories

We, Bureau Veritas Consumer Products Services (H.K.) Ltd., Taoyuan Branch, were founded in 1988 to provide our best service in EMC, Radio, Telecom and Safety consultation. Our laboratories are FCC recognized accredited test firms and accredited according to ISO/IEC 17025.

If you have any comments, please feel free to contact us at the following:

Lin Kou EMC/RF Lab

Tel: 886-2-26052180

Fax: 886-2-26051924

Hsin Chu EMC/RF/Telecom Lab

Tel: 886-3-6668565

Fax: 886-3-6668323

Hwa Ya EMC/RF/Safety Lab

Tel: 886-3-3183232

Fax: 886-3-3270892

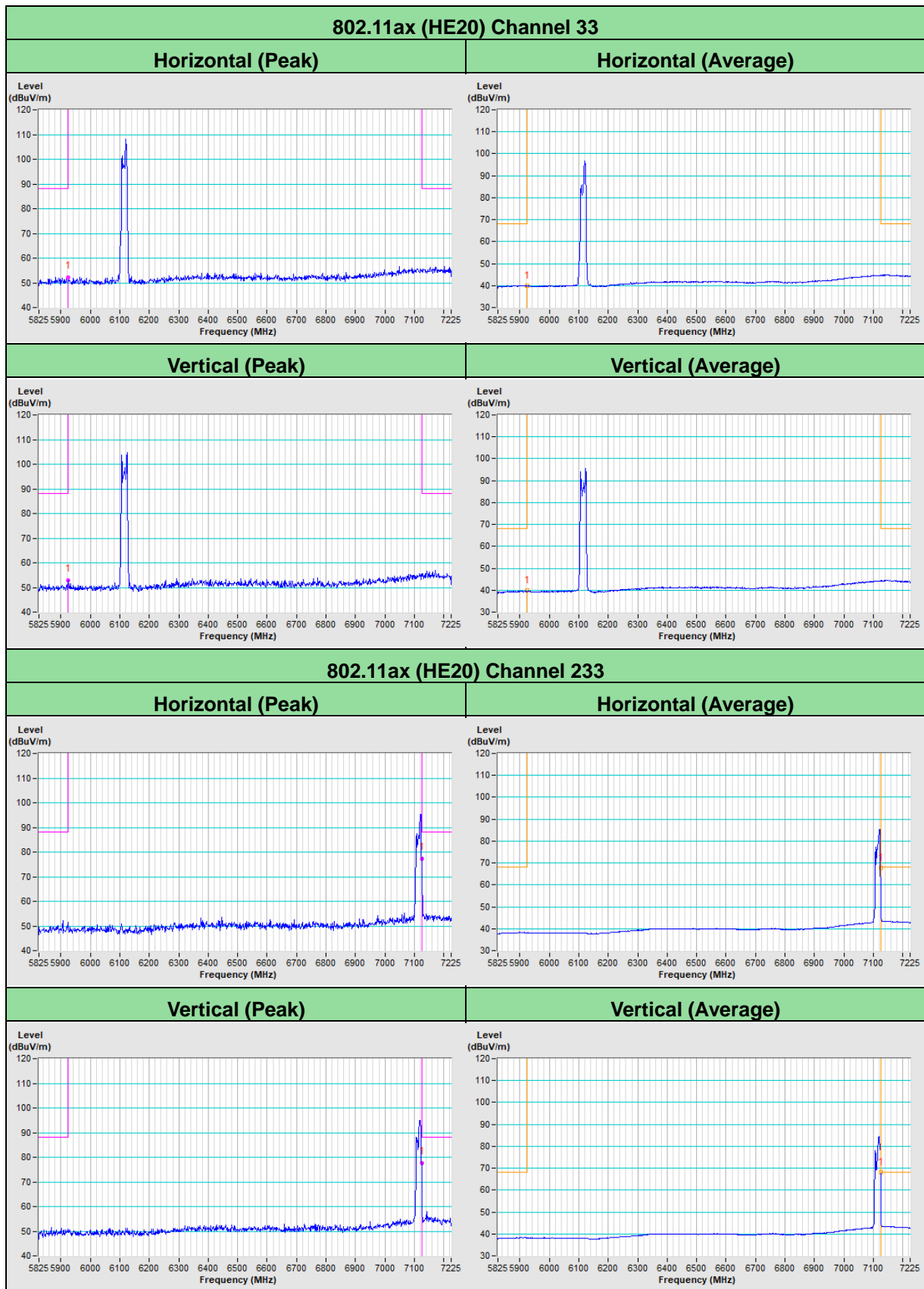
Email: service.adt@tw.bureauveritas.com

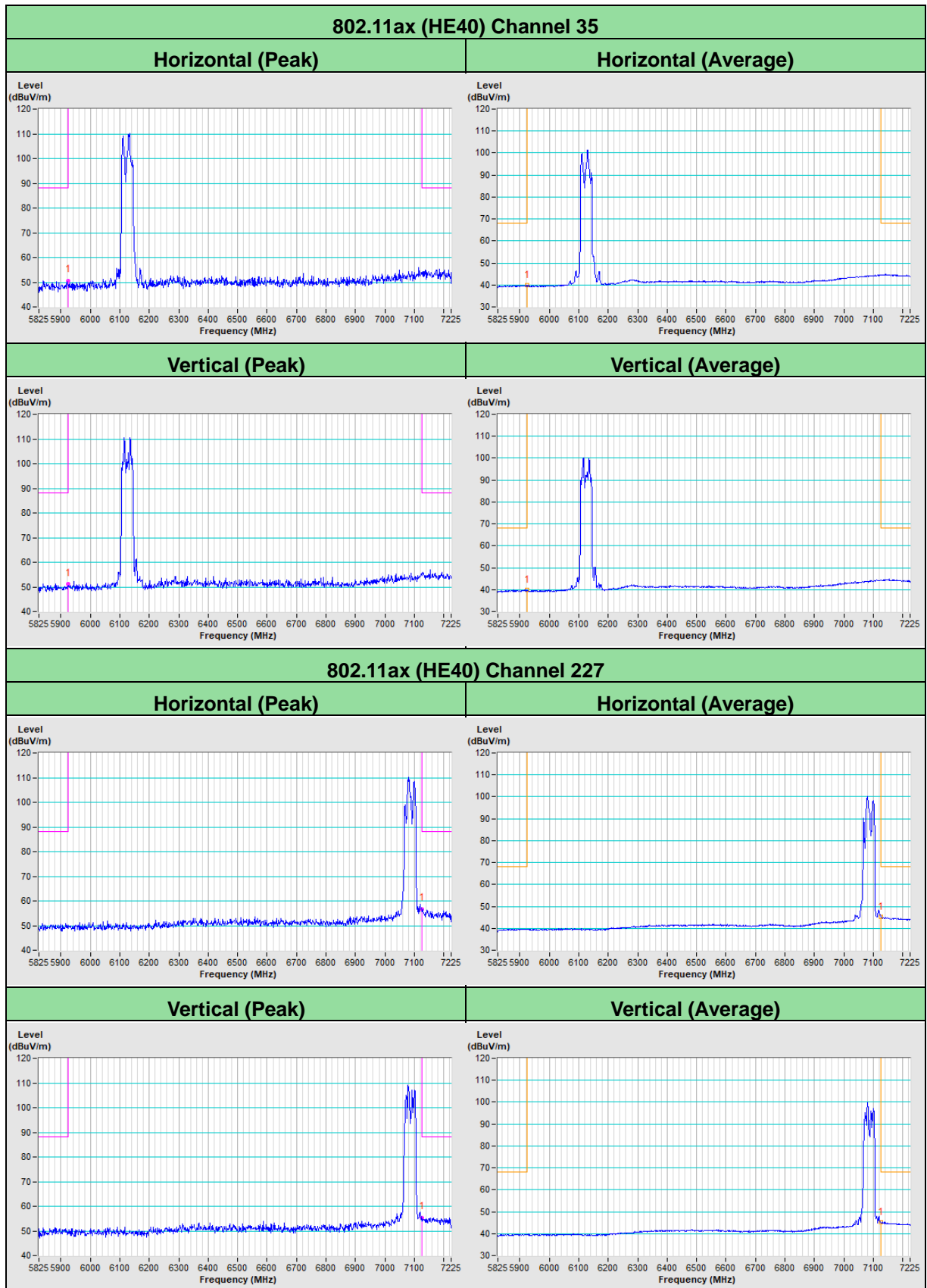
Web Site: www.bureauveritas-adt.com

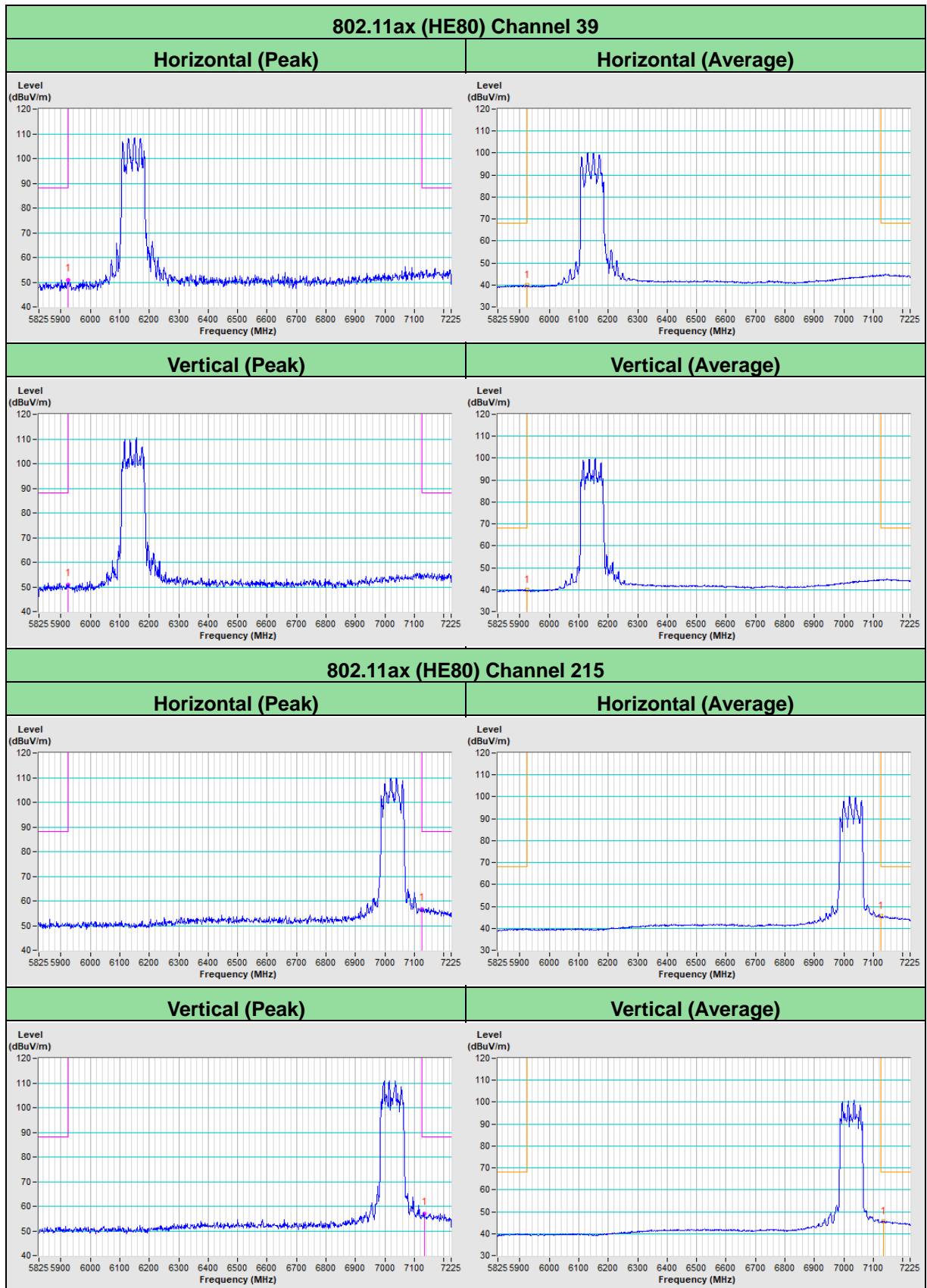
The address and road map of all our labs can be found in our web site also.

--- END ---

Annex B - Band-Edge Measurement

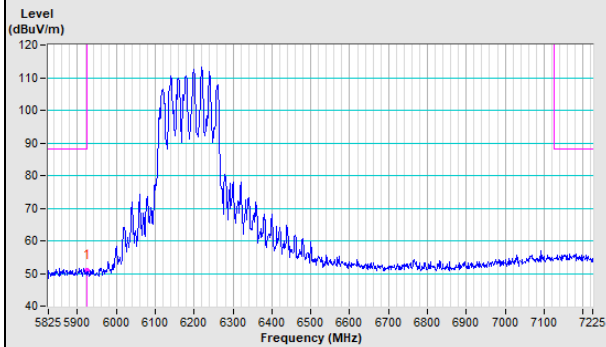




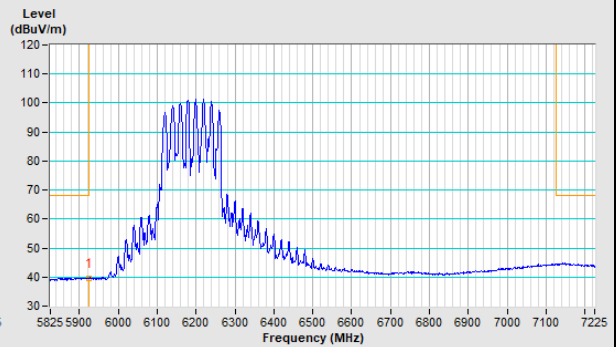


802.11ax (HE160) Channel 47

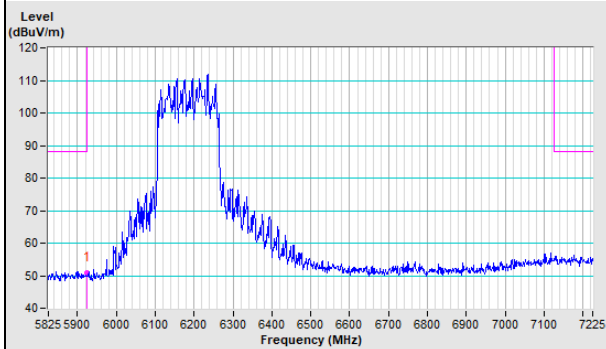
Horizontal (Peak)



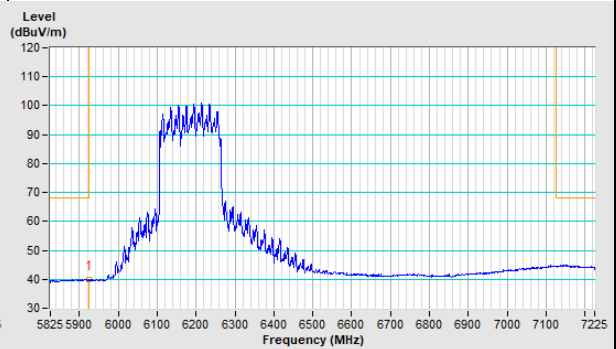
Horizontal (Average)



Vertical (Peak)

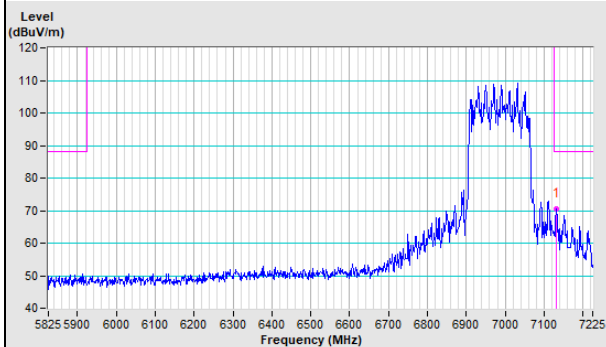


Vertical (Average)

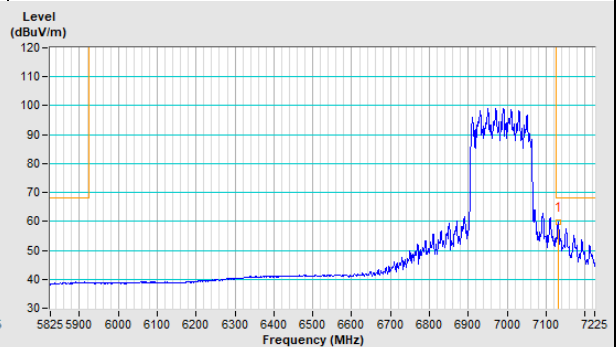


802.11ax (HE160) Channel 207

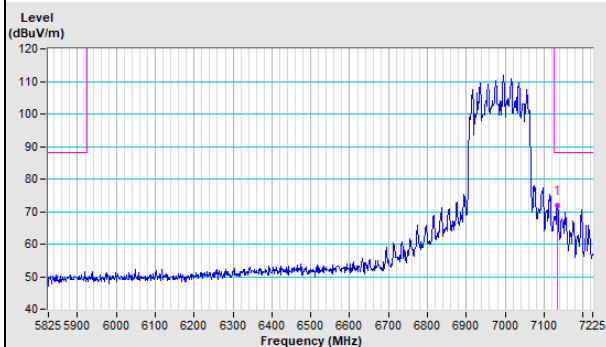
Horizontal (Peak)



Horizontal (Average)



Vertical (Peak)



Vertical (Average)

