



Product Service

**Choose certainty.
Add value.**

Report On

FCC Testing of the
Sharp Dual-band LTE (B1 / B26), Dual-band WCDMA (FDD I / V)
&, Quad-band GSM (850/900/1800/1900) multi mode Cellular phone
with Bluetooth, WLAN, SRD (NFC, FeliCa) and GPS
In accordance with FCC 47 CFR Part 15B

COMMERCIAL-IN-CONFIDENCE

FCC ID: APYHRO00236

Document 75933584 Report 14 Issue 1

May 2016



Product Service

TÜV SÜD Product Service, Octagon House, Concorde Way, Segensworth North,
Fareham, Hampshire, United Kingdom, PO15 5RL
Tel: +44 (0) 1489 558100. Website: www.tuv-sud.co.uk

COMMERCIAL-IN-CONFIDENCE

REPORT ON

FCC Testing of the
Sharp Dual-band LTE (B1 / B26), Dual-band WCDMA (FDD I / V)
& Quad-band GSM (850/900/1800/1900) multi mode Cellular phone
with Bluetooth, WLAN, SRD (NFC, FeliCa) and GPS
In accordance with FCC 47 CFR Part 15B

Document 75933584 Report 14 Issue 1

May 2016

PREPARED FOR

Sharp Telecommunications of Europe Ltd
Inspired
Easthampstead Road
Bracknell
Berkshire
RG12 1NS

PREPARED BY

Natalie Bennett
Senior Administrator, Project Support

APPROVED BY

A Lawson
Authorised Signatory

DATED

18 May 2016

ENGINEERING STATEMENT

The measurements shown in this report were made in accordance with the procedures described on test pages. All reported testing was carried out on a sample equipment to demonstrate limited compliance with FCC 47 CFR Part 15B. The sample tested was found to comply with the requirements defined in the applied rules.

Test Engineer(s);

G Lawler

T Guy



**CONTENTS**

Section		Page No
1	REPORT SUMMARY	3
1.1	Introduction	4
1.2	Brief Summary of Results	5
1.3	Product Technical Description	6
1.4	Product Information	6
1.5	Test Conditions	6
1.6	Deviations from the Standard	6
1.7	Modification Record	6
2	TEST DETAILS	7
2.1	AC Line Conducted Emissions	8
2.2	Radiated Emissions	11
3	TEST EQUIPMENT USED	16
3.1	Test Equipment Used	17
3.2	Measurement Uncertainty	18
4	ACCREDITATION, DISCLAIMERS AND COPYRIGHT	19
4.1	Accreditation, Disclaimers and Copyright	20



Product Service

SECTION 1

REPORT SUMMARY

FCC Testing of the
Sharp Dual-band LTE (B1 / B26), Dual-band WCDMA (FDD I / V) & Quad-band GSM
(850/900/1800/1900) multi mode Cellular phone with Bluetooth, WLAN, SRD (NFC, FeliCa) and
GPS
In accordance with FCC 47 CFR Part 15B



Product Service

1.1 INTRODUCTION

The information contained in this report is intended to show the verification of FCC Testing of the Sharp Dual-band LTE (B1 / B26), Dual-band WCDMA (FDD I / V) & Quad-band GSM (850/900/1800/1900) multi mode Cellular phone with Bluetooth, WLAN, SRD (NFC, FeliCa) and GPS to the requirements of FCC 47 CFR Part 15B.

Objective	To perform FCC Testing to determine the Equipment Under Test's (EUT's) compliance with the Test Specification, for the series of tests carried out.
Manufacturer	Sharp Corporation
Serial Number(s)	IMEI 004401115794501
Number of Samples Tested	1
Test Specification/Issue/Date	FCC 47 CFR Part 15B (2015)
Disposal	Held Pending Disposal
Reference Number	Not Applicable
Date	Not Applicable
Order Number	10753
Date	17 February 2016
Start of Test	23 April 2016
Finish of Test	27 April 2016
Name of Engineer(s)	G Lawler T Guy
Related Document(s)	ANSI C63.4 (2014)



Product Service

1.2 BRIEF SUMMARY OF RESULTS

A brief summary of the tests carried out in accordance with FCC 47 CFR Part 15B is shown below.

Section	Specification Clause	Test Description	Result	Comments/Base Standard
AC Powered/USB with GPS Rx Operational				
2.1	15.107	AC Line Conducted Emissions	Pass	
2.2	15.109	Radiated Emissions	Pass	



Product Service

1.3 PRODUCT TECHNICAL DESCRIPTION

Refer to Model Description APYHRO00236 Rev 1.0 document.

1.4 PRODUCT INFORMATION

1.4.1 Technical Description

The Equipment Under Test (EUT) was a Sharp Dual-band LTE (B1 / B26), Dual-band WCDMA (FDD I / V) & Quad-band GSM (850/900/1800/1900) multi mode Cellular phone with Bluetooth, WLAN, SRD (NFC, FeliCa) and GPS. A full technical description can be found in the manufacturer's documentation.

1.5 TEST CONDITIONS

For all tests the EUT was set up in accordance with the relevant test standard and to represent typical operating conditions. Tests were applied with the EUT situated in a shielded enclosure.

The EUT was powered from a 4.0 V DC supply.

FCC Measurement Facility Registration Number
90987 Octagon House, Fareham Test Laboratory

1.6 DEVIATIONS FROM THE STANDARD

No deviations from the applicable test standard or test plan were made during testing.

1.7 MODIFICATION RECORD

Modification 0 - No modifications were made to the test sample during testing.



Product Service

SECTION 2

TEST DETAILS

FCC Testing of the
Sharp Dual-band LTE (B1 / B26), Dual-band WCDMA (FDD I / V) & Quad-band GSM
(850/900/1800/1900) multi mode Cellular phone with Bluetooth, WLAN, SRD (NFC, FeliCa) and
GPS
In accordance with FCC 47 CFR Part 15B



Product Service

2.1 AC LINE CONDUCTED EMISSIONS**2.1.1 Specification Reference**

FCC 47 CFR Part 15B, Clause 15.107

2.1.2 Equipment Under Test and Modification State

S/N: IMEI 004401115794501 - Modification State 0

2.1.3 Date of Test

27 April 2016

2.1.4 Test Equipment Used

The major items of test equipment used for the above tests are identified in Section 3.1.

2.1.5 Test Procedure

The test was performed in accordance with ANSI C63.4, Clause 7.

Remarks

A mains supply cable of 1 m length was used to supply mains power to the EUT from the LISN.

All final measurements were assessed against the Class B emission limits in FCC 47 CFR Part 15, Clause 15.107.

2.1.6 Environmental Conditions

Ambient Temperature	20.2°C
Relative Humidity	24.0%

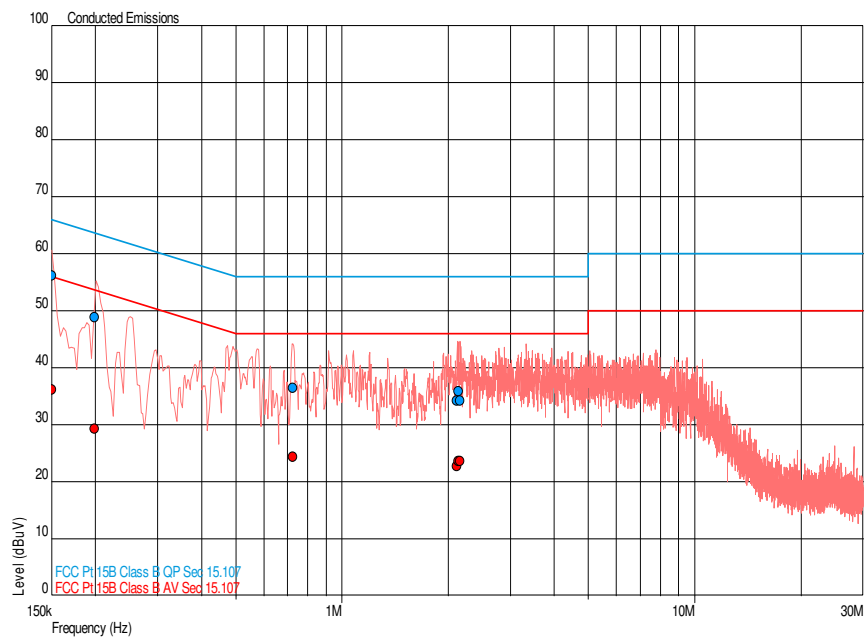


2.1.7 Test Results

AC Powered/USB with GPS Rx Operational, Live Line Results

Frequency (MHz)	QP Level (dBμV)	QP Limit (dBμV)	QP Margin (μV/m)	AV Level (dBμV)	AV Limit (dBμV)	AV Margin (dBμV)
0.150	56.2	66.0	-9.8	36.2	56.0	-19.8
0.199	48.8	63.6	-14.8	29.4	53.6	-24.3
0.726	36.5	56.0	-19.5	24.4	46.0	-21.6
2.112	34.2	56.0	-21.8	22.8	46.0	-23.2
2.137	36.0	56.0	-20.0	23.7	46.0	-22.3
2.164	34.3	56.0	-21.7	23.7	46.0	-22.3

AC Powered/USB with GPS Rx Operational, Live Line Plot

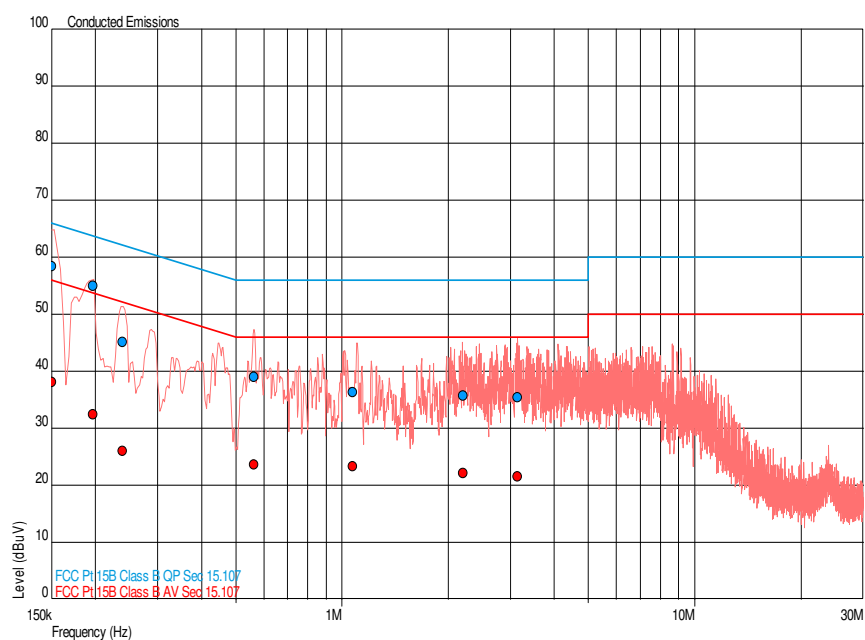




AC Powered/USB with GPS Rx Operational, Neutral Line Results

Frequency (MHz)	QP Level (dBμV)	QP Limit (dBμV)	QP Margin (μV/m)	AV Level (dBμV)	AV Limit (dBμV)	AV Margin (dBμV)
0.150	58.4	66.0	-7.6	38.1	56.0	-17.9
0.196	54.9	63.8	-8.8	32.4	53.8	-21.3
0.239	45.1	62.1	-17.1	26.1	52.1	-26.0
0.563	39.0	56.0	-17.0	23.7	46.0	-22.3
1.074	36.3	56.0	-19.7	23.3	46.0	-22.7
2.201	35.7	56.0	-20.3	22.1	46.0	-23.9
3.150	35.5	56.0	-20.5	21.6	46.0	-24.4

AC Powered/USB with GPS Rx Operational, Neutral Line Plot



FCC 47 CFR Part 15, Limit Clause 15.107

Class B

Frequency of Emission (MHz)	Conducted Limit (dBμV)	
	Quasi-Peak	Average
0.15 to 0.5	66 to 56*	56 to 46*
0.5 to 5	56	46
5 to 30	60	50

*Decreases with the logarithm of the frequency.



Product Service

2.2 RADIATED EMISSIONS

2.2.1 Specification Reference

FCC 47 CFR Part 15B, Clause 15.109

2.2.2 Equipment Under Test and Modification State

S/N: IMEI 004401115794501 - Modification State 0

2.2.3 Date of Test

23 April 2016 & 24 April 2016

2.2.4 Test Equipment Used

The major items of test equipment used for the above tests are identified in Section 3.1.

2.2.5 Test Procedure

The test was performed in accordance with ANSI C63.4, Clause 8.

Remarks

When frequencies greater than 18 GHz were measured the EUT was positioned 1 m above the horizontal reference ground plane.

All final measurements were assessed against the Class B emission limits in FCC 47 CFR Part 15, Clause 15.109.

2.2.6 Environmental Conditions

Ambient Temperature	19.8°C
Relative Humidity	29.0 - 32.5%



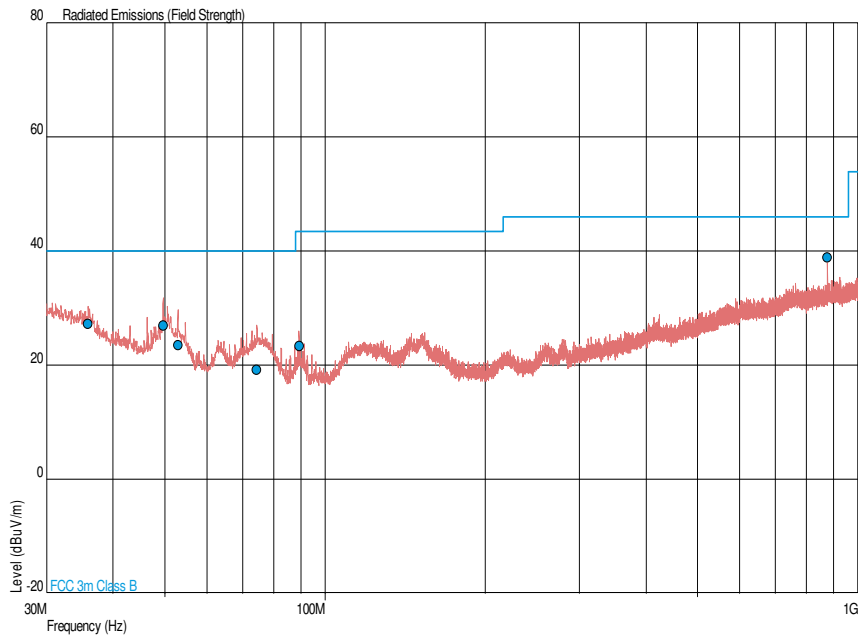
Product Service

2.2.7 Test Results

AC Powered/USB with GPS Rx Operational, 30 MHz to 1 GHz Results

Frequency (MHz)	Quasi-Peak Level (dBμV/m)	Quasi-Peak Level (μV/m)	Quasi-Peak Margin (dμV/m)	Quasi-Peak Margin (μV/m)	Angle (°)	Height (m)	Polarisation
35.966	27.2	22.9	-12.8	-77.1	31	1.00	Vertical
49.687	26.9	22.1	-13.1	-77.9	237	1.00	Vertical
52.948	23.5	15.0	-16.5	-85.0	9	1.00	Vertical
74.477	19.3	9.2	-20.7	-90.8	218	1.00	Vertical
89.420	23.3	14.6	-20.2	-135.4	0	1.00	Vertical
876.007	38.8	87.1	-7.2	-112.9	136	1.00	Vertical

AC Powered/USB with GPS Rx Operational, 30 MHz to 1 GHz Plot





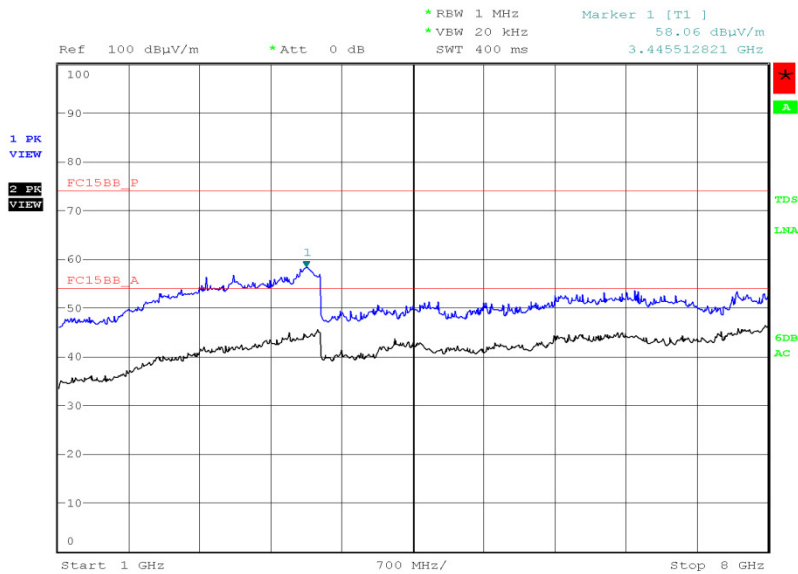
Product Service

AC Powered/USB with GPS Rx Operational, 1 GHz to 13 GHz Results

Frequency (MHz)	Average Level (dBμV/m)	Peak Level (dBμV/m)	Average Level (μV/m)	Peak Level (μV/m)	Angle (deg)	Height (m)	Polarisation
*							

*No emissions were detected within 10 dB of the limit.

AC Powered/USB with GPS Rx Operational, 1 GHz to 8 GHz Plot

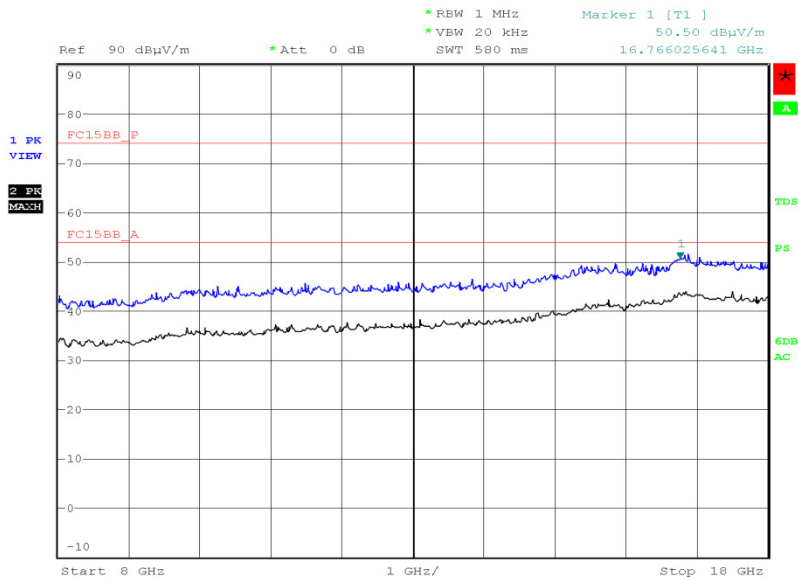


Date: 23.APR.2016 21:32:15



Product Service

AC Powered/USB with GPS Rx Operational, 8 GHz to 18 GHz Plot

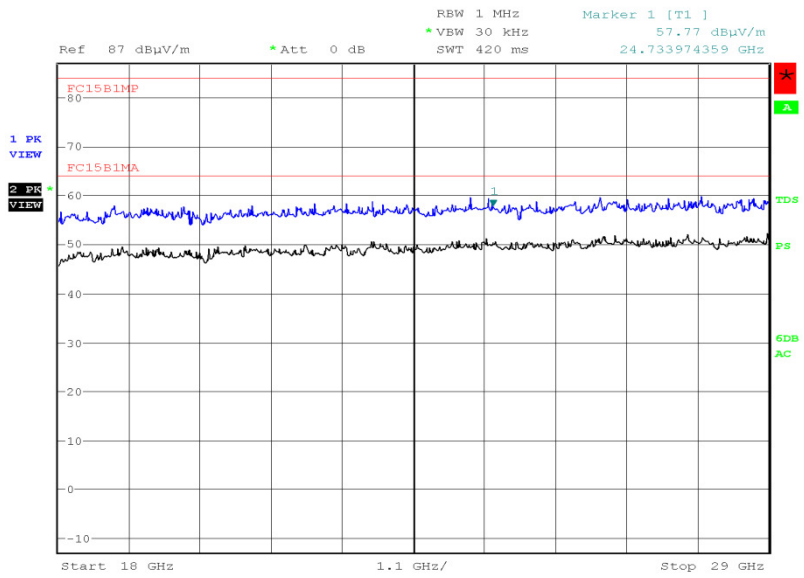


Date: 24.APR.2016 01:06:10



Product Service

AC Powered/USB with GPS Rx Operational, 18 GHz to 29 GHz Plot



Date: 23.APR.2016 01:01:33

FCC 47 CFR Part 15, Limit Clause 15.109

Class B

Frequency of Emission (MHz)	Field Strength ($\mu\text{V/m}$)
30 to 88	100
88 to 216	150
216 to 960	200
Above 960	500



Product Service

SECTION 3

TEST EQUIPMENT USED



3.1 TEST EQUIPMENT USED

List of absolute measuring and other principal items of test equipment.

Instrument	Manufacturer	Type No.	TE No.	Calibration Period (months)	Calibration Due
Section 2.1 – AC Line Conducted Emissions					
LISN	Rohde & Schwarz	ESH2-Z5	17	12	11-Feb-2017
Screened Room (5)	Rainford	Rainford	1545	36	20-Dec-2017
Transient Limiter	Hewlett Packard	11947A	2377	12	16-Feb-2017
Multimeter	Iso-tech	IDM101	2417	12	29-Sep-2016
Hygrometer	Rotronic	A1	2677	12	11-Jun-2016
EMI Test Receiver	Rohde & Schwarz	ESU40	3506	12	2-Nov-2016
7m Armoured RF Cable	SSI Cable Corp.	1501-13-13-7m WA(-)	3600	-	TU
Section 2.2 - Radiated Emissions					
Dual Power Supply Unit	Thurlby	PL320	288	-	TU
Antenna 18-40GHz (Double Ridge Guide)	Q-Par Angus Ltd	QSH 180K	1511	24	27-Nov-2016
18GHz - 40GHz Pre-Amplifier	Phase One	PSO4-0087	1534	12	23-Dec-2016
Turntable Controller	Inn-Co GmbH	CO 1000	1606	-	TU
Antenna (Bilog)	Chase	CBL6143	2904	24	11-Jun-2017
Radio Communications Test Set	Rohde & Schwarz	CMU 200	3035	12	16-Nov-2016
EMI Test Receiver	Rohde & Schwarz	ESU40	3506	12	2-Nov-2016
Tilt Antenna Mast	mature GmbH	TAM 4.0-P	3916	-	TU
Mast Controller	mature GmbH	NCD	3917	-	TU

TU – Traceability Unscheduled

O/P MON – Output Monitored with Calibrated Equipment



Product Service

3.2 MEASUREMENT UNCERTAINTY

For a 95% confidence level, the measurement uncertainties for defined systems are:-

Test Discipline	MU
AC Line Conducted Emissions	± 3.2 dB
Radiated Emissions	30 MHz to 1 GHz: ± 5.1 dB 1 GHz to 40 GHz: ± 6.3 dB



Product Service

SECTION 4

ACCREDITATION, DISCLAIMERS AND COPYRIGHT



Product Service

4.1 ACCREDITATION, DISCLAIMERS AND COPYRIGHT



This report relates only to the actual item/items tested.

Our UKAS Accreditation does not cover opinions and interpretations and any expressed are outside the scope of our UKAS Accreditation.

Results of tests not covered by our UKAS Accreditation Schedule are marked NUA
(Not UKAS Accredited).

This report must not be reproduced, except in its entirety, without the written permission of
TÜV SÜD Product Service

© 2016 TÜV SÜD Product Service