




Test Setup Photographs


Photographs of Radiated Emissions Test Setup




The EUT was taped to a foam stand in order to change the axis of rotation.







80 cm Table for receive mode only



150 cm table for all transmit mode tests above 1 GHz

Photograph of Antenna Conducted Emissions Test Setup

