

1. Photographs of AC Power-line Conducted Emissions Test Configuration

Test mode: Mode 1

FRONT VIEW




REAR VIEW




2. Photographs of Radiated Emissions Test Configuration

Test Configuration: 30MHz~1GHz / Test mode: Mode 1

FRONT VIEW




REAR VIEW



Test Configuration: Above 1GHz

Test mode: Mode 1

FRONT VIEW




REAR VIEW



Test mode: Mode 2

FRONT VIEW



REAR VIEW



3. Photographs of RF Conducted Test Configuration

Test mode: Mode 1

FRONT VIEW



Test mode: Mode 2

FRONT VIEW



————THE END————