

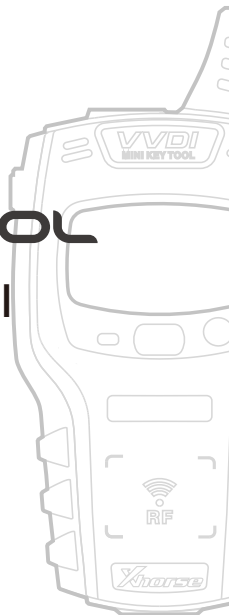


# MINI KEYTOOL

## User Manual



Scan QR Code to download  
Xhorse APP

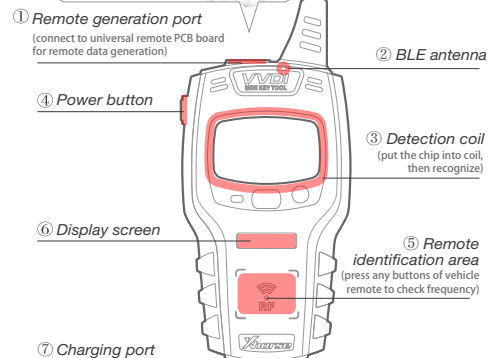


### Overview

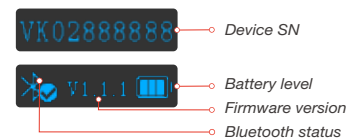
#### Device description



Note: The relevant function of detecting remote-control is still under development and not available for this device for now.



— 02 —



[Start]: press and hold the power button for 1 second  
[Shut down]: press and hold the power button for 4 seconds

— 03 —



[Transponder detection]: press the power button for 1 second  
[Frequency test]: press and hold the power button for 2 seconds

— 04 —



1. Enter the main interface of APP  
and click "add device" to connect

— 05 —



2. The bluetooth of the cellphone is required  
to be turned on

— 06 —



3. Click "search for new device" and  
pair the device according to SN

— 07 —



After connection success,  
read vehicle immo transponder  
detailed information

Press any buttons of vehicle remote close to  
'remote identification area', vehicle remote  
mode and type will be shown on APP

4. Customer can use any functions after device  
connect to APP successful.

— 08 —

---

The device has been evaluated to meet general RF exposure requirement, The device can be used in portable exposure condition without restriction

Federal Communication Commission (FCC) Radiation Exposure Statement

Power is so low that no RF exposure calculation is needed.

FCC statements:

This device complies with part 15 of the FCC rules. Operation is subject to the following two conditions: (1) this device may not cause harmful interference, and (2) this device must accept any interference received, including interference that may cause undesired operation.

NOTE: The manufacturer is not responsible for any radio or TV interference caused by unauthorized modifications or changes to this equipment. Such modifications or changes could void the user's authority to operate the equipment.

FCC ID:2AI4T-XDKTM0

NOTE: This equipment has been tested and found to comply with the limits for a Class B digital device, pursuant to part 15 of the FCC Rules. These limits are designed to provide reasonable protection against harmful interference in a residential installation. This equipment generates uses and can radiate radio frequency energy and, if not installed and used in accordance with the instructions, may cause harmful interference to radio communications. However, there is no guarantee that interference will not occur in a particular installation. If this equipment does cause harmful interference to radio or television reception, which can be determined by turning the equipment off and on, the user is encouraged to try to correct the interference by one or more of the following measures:

- Reorient or relocate the receiving antenna.
- Increase the separation between the equipment and receiver.
- Connect the equipment into an outlet on a circuit different from that to which the receiver is connected.
- Consult the dealer or an experienced radio/TV technician for help.