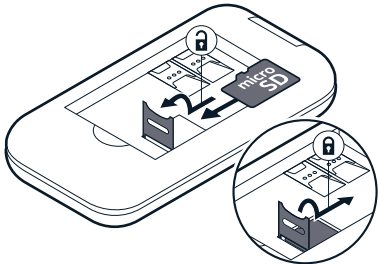


Quick guide

Nokia xx

TA-1469/TA-1474
EN-Global
7101001431000 V1.0
xxxxxxxxxx

the slot, close down the holder, and slide it up to lock it in place.



6. Put back the battery.
7. Put back the cover.

Important: Do not remove the memory card when an app is using it. Doing so may damage the memory card and the device and corrupt data stored on the card.

Switch your phone on or off
Press and hold the power key.

Charge the battery

1. Plug the charger into the wall outlet.
 2. Connect the charger to the phone. When done, unplug the charger from the phone then from the wall outlet.
- If the battery is completely discharged, it may take several minutes before the charging indicator is displayed.

Set which SIM card to use

1. Select **Menu > Settings > Connectivity > Dual SIM**.
2. To choose which SIM to use for calls, select **Preferred SIM for calls** and the SIM.

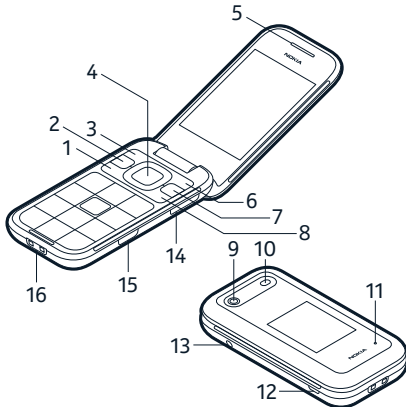
For your safety

Read these simple guidelines. Not following them may be dangerous or against local laws and regulations. For further information, read the complete user guide.

- SWITCH OFF IN RESTRICTED AREAS**
Switch the device off when mobile phone use is not allowed or when it may cause interference or danger, for example, in aircraft, in hospitals or near medical equipment, fuel, chemicals, or blasting areas. Obey all instructions in restricted areas.
- ROAD SAFETY COMES FIRST**
Obey all local laws. Always keep your hands free to operate the vehicle when driving. Your first consideration while driving should be road safety.
- INTERFERENCE**
All wireless devices may be susceptible to interference, which could affect performance.
- AUTHORIZED SERVICE**
Only authorized personnel may install or repair this product.
- BATTERIES, CHARGERS AND OTHER ACCESSORIES**
Use only batteries, chargers, and other accessories approved by HMD Global for use with this device. Do not connect incompatible products.
- KEEP YOUR DEVICE DRY**
Your device is not water-resistant. Keep it dry.
- PROTECT YOUR HEARING**
To prevent possible hearing damage, do not listen at high volume levels for long periods. Exercise caution when holding your device near your ear while the loudspeaker is in use.

SAR
This device meets RF exposure guidelines when used either in the normal use position against the ear or when positioned at least 5 mm (0.2 inches) away from the body. The specific maximum SAR values can be found in the Certification Information (SAR) section of this user guide. For more info, go to www.sar-tick.com.
When a carry case, belt clip or other form of device holder is used for body-worn operation, it should not contain metal and should provide at least the above-stated separation distance from the body. Note that mobile devices may be transmitting even if you are not making a voice call.

Keys and parts



- 1 Call key
- 2 Shortcut key
- 3 Left selection key

- 4 Scroll key
- 5 Earpiece
- 6 Right selection key
- 7 Back key
- 8 Power/End key
- 9 Camera
- 10 Flash
- 11 Microphone
- 12 USB connector
- 13 Headset connector
- 14 Volume keys
- 15 SOS call key
- 16 Charging cradle connector

To lock the keys, close the fold.
To unlock the keys, press the scroll key and select **Unlock > ***.

Do not connect to products that create an output signal, as this may damage the device. Do not connect any voltage source to the audio connector. If you connect an external device or headset, other than those approved for use with this device, to the audio connector, pay special attention to volume levels.

Parts of the device are magnetic. Metallic materials may be attracted to the device. Do not place credit cards or other magnetic stripe cards near the device for extended periods of time, since the cards may be damaged.

Some of the accessories mentioned in this user guide, such as charger, headset, or data cable, may be sold separately.

Note: You can set the phone to ask for a security code. Select **Menu > Settings > Security > Keyguard > Security code**, and enter a code. Note, however, that you

Product and safety info

For info on HMD Global Privacy Policy, go to www.nokia.com/phones/privacy. For the online user guide, even more info, and troubleshooting help, go to www.nokia.com/mobile-support. Hearing Aid Compatibility is supported.

Note: Pre-installed system software and apps use a significant part of memory space.

Network services and costs

TA-1469: You can use your device on the GSM 850, 900, 1800; WCDMA 1, 5, 8; LTE 1, 3, 5, 7, 8, 20 networks. You need a subscription with a service provider.
TA-1474: You can use your device on the GSM 850, 900, 1800; WCDMA 1, 5, 8; LTE 1, 3, 5, 7, 8, 20, 28, 38, 40, 41 (2535 - 2655 MHz) networks. Band 41 is disabled in Thailand. You need a subscription with a service provider.

Maximum transmit power

| | |
|---|----------|
| GSM 850, 900 | 35 dBm |
| GSM 1800 | 32 dBm |
| WCDMA 1, 5, 8 | 25 dBm |
| TA-1469: LTE 1, 3, 5, 7, 8, 20 | 25 dBm |
| TA-1474: LTE 1, 3, 5, 7, 8, 20, 28, 38, 40, 41 (2535 - 2655 MHz) networks. Band 41 is disabled in Thailand. | 25 dBm |
| Bluetooth® | 6.35 dBm |

Using some features and services, or downloading content, including free items, require a network connection. This may cause the transfer of large amounts of data, which may result in data costs. You may also need to subscribe to some features.

Emergency calls

Important: Connections in all conditions cannot be guaranteed. Never rely solely on any wireless phone for essential communications like medical emergencies.
Before making the call:
• Switch the phone on

need to remember the code, as HMD Global is not able to open or bypass it.

Insert the SIM and memory card

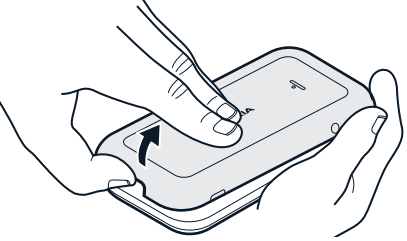
Use only original nano-SIM cards. Use of incompatible SIM cards may damage the card or the device, and may corrupt data stored on the card.



Use only compatible memory cards approved for use with this device. Incompatible cards may damage the card and the device and corrupt data stored on the card.

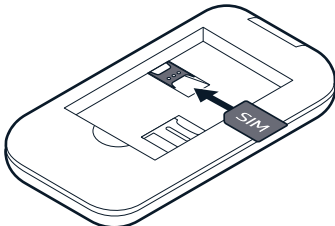
Note: Switch the device off and disconnect the charger and any other device before removing any covers. Avoid touching electronic components while changing any covers. Always store and use the device with any covers attached.

1. Put your fingernail in the small slot at the bottom of the phone, lift and remove the cover.

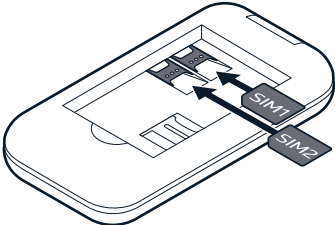


2. If the battery is in the phone, to remove it, lift it out.

3. Slide the SIM card in the SIM card slot.



4. If you have a dual-SIM phone, slide the second SIM in the SIM2 slot. Both SIM cards are available at the same time when the device is not being used, but while one SIM card is active, for example, making a call, the other may be unavailable.



Tip: To find out if your phone can use 2 SIM cards, see the label on the sales box. If there are 2 IMEI codes on the label, you have a dual-SIM phone.

5. If you have a memory card, slide the memory card holder down and open it up. Place the memory card in

Restore original settings

To reset your phone to its original settings and to remove all your data, on the home screen, type in ***#7370#**.

Recycle



Always return your used electronic products, batteries, and packaging materials to dedicated collection points. This way you help prevent uncontrolled waste disposal and promote the recycling of materials. Electrical and electronic products contain a lot of valuable materials, including metals (such as copper, aluminum, steel, and magnesium) and precious metals (such as gold, silver, and palladium). All materials of the device can be recovered as materials and energy.

Crossed-out wheelie-bin symbol



The crossed-out wheelie-bin symbol on your product, battery, literature, or packaging reminds you that all electrical and electronic products and batteries must be taken to separate collection at the end of their working life. Do not dispose of these products as unsorted municipal waste: take them for recycling. For info on your nearest recycling point, check with your local waste authority.

Battery and charger info

Use your device only with an original BL-L4E rechargeable battery. Charge your device with the AC-18 charger. Charger plug type may vary. HMD Global may make additional battery or charger models available for this device.

Battery and charger safety

Once charging of your device is complete, unplug the charger from the device and electrical outlet. Please note that continuous charging should not exceed 12 hours. If left unused, a fully charged battery will lose its charge over time.
Always keep the battery between 15°C and 25°C (59°F and 77°F) for optimal performance. Extreme temperatures reduce the capacity and lifetime of the battery. A device with a hot or cold battery may not work temporarily.
Obey local regulations. Recycle when possible. Do not dispose as household waste.

Do not expose the battery to extremely low air pressure or leave it to extremely high temperature, for example dispose it in a fire, as that may cause the battery to explode or leak flammable liquid or gas. Do not dismantle, cut, crush, bend, puncture, or otherwise damage the battery in any way. If a battery leaks, do not let liquid touch skin or eyes. If this happens, immediately flush the affected areas with water, or seek medical help. Do not modify, attempt to insert foreign objects into the battery, or immerse or expose it to water or other liquids. Batteries may explode if damaged.

Use the battery and charger for their intended purposes only. Improper use, or use of unapproved or incompatible batteries or chargers may present a risk of fire, explosion, or other hazard, and may invalidate any approval or warranty. If you believe the battery or charger is damaged, take it to a service center or your phone dealer before continuing to use it. Never use a damaged battery or charger. Only use the charger indoors. Do not charge your device during a lightning storm.

To unplug a charger or an accessory, hold and pull the plug, not the cord.

Additionally, the following applies if your device has a removable battery:

- Always switch the device off and unplug the charger before removing the battery.
- Accidental short-circuiting can happen when a metallic object touches the metal strips on the battery. This may damage the battery or the other object.

Small children

Your device and its accessories are not toys. They may contain small parts. Keep them out of the reach of small children.

Medical devices

Operation of radio transmitting equipment, including wireless phones, may interfere with inadequately shielded medical devices' function. Consult a physician or the medical device's manufacturer to determine if it is adequately shielded from external radio energy.

Implanted medical devices

To avoid potential interference, manufacturers of implanted medical devices (such as cardiac pacemakers, insulin pumps, and neurostimulators) recommend a minimum separation of 15.3 centimeters (6 inches) between a wireless device and the medical device. Persons who have such devices should:

- Always keep the wireless device more than 15.3 centimeters (6 inches) from the medical device.

- Not carry the wireless device in a breast pocket.
- Hold the wireless device to the ear opposite the medical device.
- Switch the wireless device off if there is any reason to suspect that interference is taking place.
- Follow the manufacturer directions for the implanted medical device.

If you have any questions about using your wireless device with an implanted medical device, consult your health care provider.

Hearing

⚠ Warning: When you use the headset, your ability to hear outside sounds may be affected. Do not use the headset where it can endanger your safety.

Some wireless devices may interfere with some hearing aids.

Nickel

The surface of this device is nickel-free.

Vehicles

Radio signals may affect improperly installed or inadequately shielded electronic systems in vehicles. For more info, check with the manufacturer of your vehicle or its equipment.

Only authorized personnel should install the device in a vehicle. Faulty installation may be dangerous and invalidate your warranty. Check regularly that all wireless device equipment in your vehicle is mounted and operating properly. Do not store or carry flammable or explosive materials in the same compartment as the device, its parts, or accessories. Do not place your device or accessories in the air bag deployment area.

Potentially explosive environments

Switch your device off in potentially explosive environments, such as near gas pumps. Sparks may cause an explosion or fire resulting in injury or death. Note restrictions in areas with fuel; chemical plants; or where blasting operations are in progress. Areas with a potentially explosive environment may not be clearly marked. These usually are areas where you are advised to switch your engine off, below deck on boats, chemical transfer or storage facilities, and where the air contains chemicals or particles. Check with the manufacturers of vehicles using liquefied petroleum gas (such as propane or butane) if this device can be safely used in their vicinity.

Certification information (SAR)

This mobile device meets guidelines for exposure to radio waves as set forth by the Council of Europe (CE). Refer to the following.

European RF Exposure Information

Your mobile device is a radio transmitter and receiver. It is designed not to exceed the limits for exposure to radio waves recommended by international guidelines. These guidelines were developed by the independent scientific organization ICNIRP and include safety margins designed to assure the protection of all persons, regardless of age and health. The guidelines use a unit of measurement known as the Specific Absorption Rate, or SAR. The SAR limit for mobile devices is 2.0 W/kg and the highest SAR value for this device when tested at the ear is **0.456** (TA-1469), **0.365** (TA-1474) **W/kg**°. As mobile devices offer a range of functions, they can be used in other positions, such as on the body. In this case, the highest tested SAR value is **1.499** (TA-1469), **1.479** (TA-1474) **W/kg**° at the separation distance of 0.5 cm from the body. For electronic safety, maintain the separation distance with accessories containing no metal, that position handset a minimum of the above distance. Use of other accessories may not ensure compliance with RF exposure guidelines. ° The tests are carried out in accordance with international guidelines for testing.

TA-1469 only: This mobile device meets guidelines for exposure to radio waves as set forth by the Federal Communications Commission (FCC). Refer to the following.

FCC RF Exposure Information

Your handset is a radio transmitter and receiver. It is designed and manufactured not to exceed the emission limits for exposure to radio frequency (RF) energy set by the Federal Communications Commission of the U.S. Government. The guidelines are based on standards that were developed by independent scientific organization through periodic and thorough evaluation of scientific studies. The standards include a substantial safety margin designed to assure the safety of all persons, regardless of age and health. The exposure standard for wireless handsets employs a unit of measurement known as the Specific Absorption Rate, or SAR. The SAR limit set by the FCC is 1.6 W/kg. The tests are performed in positions and locations (e.g. at the ear and worn on the body) as required by the FCC for each model. The highest SAR value for this handset model as reported to the FCC when tested for use at the ear is **0.47 W/kg**, and when worn on the body in a holder or carry case, is **1.16 W/kg**.

Body-worn Operation: This device was tested for typical body-worn operations with the handset kept 1.5 cm from the body. To maintain compliance with FCC RF exposure requirements, use accessories that maintain a 1.5 cm separation distance between the user's body and the handset. The use of belt clips, holsters and similar accessories

should not contain metallic components in its assembly. The use of accessories that do not satisfy these requirements may not comply with FCC RF exposure requirements, and should be avoided. The FCC has granted an Equipment Authorization for this handset model with all reported SAR levels evaluated as in compliance with the FCC RF emission guidelines. SAR information on this handset model is on file with the FCC and can be found under the FCC ID Search section of www.fcc.gov/oet/ea/ after searching on FCC ID **2AJOTTA-1469**. Additional information on Specific Absorption Rates (SAR) can be found on the FCC website at www.fcc.gov/general/radio-frequency-safety-0.

To send data or messages, a good connection to the network is needed. Sending may be delayed until such a connection is available. Follow the separation distance instructions until the sending is finished.

During general use, the SAR values are usually well below the values stated above. This is because, for purposes of system efficiency and to minimise interference on the network, the operating power of your mobile is automatically decreased when full power is not needed for the call. The lower the power output, the lower the SAR value. Device models may have different versions and more than one value. Component and design changes may occur over time and some changes could affect SAR values.

For more info, go to www.sar-tick.com. Note that mobile devices may be transmitting even if you are not making a voice call.

About Digital Rights Management

When using this device, obey all laws and respect local customs, privacy and legitimate rights of others, including copyrights. Copyright protection may prevent you from copying, modifying, or transferring photos, music, and other content.

Copyrights and other notices

EU Declaration of Conformity

Hereby, HMD Global Oy (Ltd.) declares that this product is in compliance with the essential requirements and other relevant provisions of Directive 2014/53/EU. A copy of the EU Declaration of Conformity can be found at https://www.nokia.com/en_int/phones/declaration-of-conformity.

TA-1469 only:

FCC notice:

This device complies with part 15 of the FCC rules and standard(s). Operation is subject to the following two conditions: (1) This device

may not cause harmful interference, and (2) this device must accept any interference received, including interference that may cause undesired operation. For more info, go to www.fcc.gov/engineering-technology/electromagnetic-compatibility-division/radio-frequency-safety/fcc/rf-safety. Any changes or modifications not expressly approved by HMD Global could void the user's authority to operate this equipment. Note: This equipment has been tested and found to comply with the limits for a Class B digital device, pursuant to part 15 of the FCC Rules. These limits are designed to provide reasonable protection against harmful interference in a residential installation. This equipment generates, uses and can radiate radio frequency energy and, if not installed and used in accordance with the instructions, may cause harmful interference to radio communications. However, there is no guarantee that interference will not occur in a particular installation. If this equipment does cause harmful interference to radio or television reception, which can be determined by turning the equipment off and on, the user is encouraged to try to correct the interference by one or more of the following measures:

- Reorient or relocate the receiving antenna.
- Increase the separation between the equipment and receiver.
- Connect the equipment into an outlet on a circuit different from that to which the receiver is connected.

Consult the dealer or an experienced radio/TV technician for help.

TA-1469 only:

HAC notice:

Your phone is compliant with the FCC Hearing Aid Compatibility requirements.

The FCC has adopted HAC rules for digital wireless phones. These rules require certain phones to be tested and rated under the American National Standard Institute (ANSI) C63.19-2011 hearing aid compatibility standards. The ANSI standard for hearing aid compatibility contains two types of ratings:

- M-Ratings: Rating for less radio frequency interference to enable acoustic coupling with hearing aids.
- T-Ratings: Rating for inductive coupling with hearing aids in telecoil mode.

Not all phones have been rated. A phone is considered hearing aid compatible under FCC rules if it is rated M3 or M4 for acoustic coupling and T3 or T4 for inductive coupling. These ratings are given on a scale from one to four, where four is the most compatible. Your phone meets the M4/T4 level rating.

6. Additional Warranty Provisions for Products and Accessories purchased in Australia and New Zealand

Australia. Our Product comes with guarantees that cannot be excluded under the Australian Consumer Law. You are entitled to a replacement or refund for a major failure and compensation for any other reasonably foreseeable loss or damage. You are entitled to have the Product repaired or replaced if the Product fails to be of acceptable quality and the failure does not amount to a major failure.

Support available at www.nokia.com/mobile-support
Contact Number: +61730628463

New Zealand. Our Product comes with consumer guarantees that cannot be excluded under the Consumer Guarantees Act 1993 (NZ). You are entitled to a replacement or refund for a failure of substantial character and for compensation for any other reasonably foreseeable loss or damage. You are entitled to have the Product repaired or replaced if the Product fails to be of acceptable quality and the failure does not amount to a failure of substantial character. Where the Product was supplied to you for business purposes, consumer guarantees under the Consumer Guarantees Act 1993 (NZ) will not apply.

Support available at www.nokia.com/mobile-support
You will need to deliver your Product to the Manufacturer's authorised service centre at your own cost. If you visit the Manufacturer's authorised service centre for assistance under this Warranty, please remember to bring along a copy of the original proof of purchase, which should clearly indicate the words "Tax Invoice" or the equivalent, and include the name and ABN number (Australia) or GST number (New Zealand) of the seller, the date of purchase, a description of the product purchased, and the IMEI or other serial number of the Product.

Manufacturer's Address: HMD Global Oy, Bertel Jungin aukio 9, 02600 Espoo, Finland

However, hearing aid compatibility ratings don't guarantee that interference to your hearing aids won't happen. Results will vary, depending on the level of immunity of your hearing device and the degree of your hearing loss. If your hearing device happens to be vulnerable to interference, you may not be able to use a rated phone successfully. Trying out the phone with your hearing device is the best way to evaluate it for your personal needs.

This phone has been tested and rated for use with hearing aids for some of the wireless technologies that it uses. However, there may be some newer wireless technologies used in this phone that have not been tested yet for use with hearing aids. It is important to try the different features of this phone thoroughly and in different locations, using your hearing aid or cochlear implant, to determine if you hear any interfering noise. Consult your service provider or the manufacturer of this phone for information on hearing aid compatibility. If you have questions about return or exchange policies, consult your service provider or phone retailer.

Hearing devices may also be rated. Your hearing device manufacturer or hearing health professional may help you find this rating. For more information about FCC Hearing Aid Compatibility, please go to <http://www.fcc.gov/cgb/dro>.

Manufacturer and/or importer in EU: HMD Global Oy, Bertel Jungin aukio 9, 02600 Espoo, Finland.

HMD Global Privacy Policy, available at <http://www.nokia.com/phones/privacy>, applies to your use of the device.

© 2022 HMD Global. HMD Global Oy is the exclusive licensee of the Nokia brand for phones & tablets. Nokia is a registered trademark of Nokia Corporation.

The Bluetooth word mark and logos are owned by the Bluetooth SIG, Inc. and any use of such marks by HMD Global is under license. This product includes open source software. For applicable copyright and other notices, permissions, and acknowledgements, select *#6774# on the home screen.

Manufacturer's limited warranty

1. General

HMD Global Oy (hereinafter "Manufacturer") provides this Manufacturer's Limited Warranty ("Warranty") for each genuine device (the "Product") and related Accessories (as defined in Section 2) included with the Product sales package. This Warranty is only applicable in the country or region (as defined in Section 2) where the Product was purchased through Manufacturer's authorised sales channels, provided that the Product was intended

for sale in that country or region ("Covered Country or Region"). The warranty services available in a particular Covered Country or Region may be limited to the Products and country-specific elements available for sale in that Covered Country or Region.

This Warranty covers and includes any statutory rights under any mandatory consumer protection laws of the Covered Country or Region applicable to you and may also grant you additional rights where permissible under applicable law. This Warranty does not limit the rights you may have under applicable law and you may have other rights based on local laws during or after the Warranty period. These rights are not excluded by this Warranty.

The Product and its Accessories must be used in accordance with the instructions provided in the user guides and leaflets that come in the Product package and are also available online. From time to time the Manufacturer may offer additional warranty coverage that supplements the terms listed here. To learn more about your Product and any additional coverage, please visit www.nokia.com/mobile-support.

2. Warranty

The Warranty period starts on the date the Product is sold to an end user for the first time, as evidenced by the original proof of purchase.

A. The Manufacturer warrants that the Product (including non-user replaceable batteries) is free from defects in materials and workmanship ("Defect") for twelve (12) months except for Products purchased in the following Covered Countries and Region where the Warranty period is twenty-four (24) months:

Covered Countries: Australia, Moldova, Montenegro, New Zealand, North Macedonia, Saudi Arabia, Serbia and Turkey.

Region: European Union member states, Iceland, Liechtenstein, Norway, Switzerland and United Kingdom

B. The Manufacturer warrants that the Accessories (defined as user-replaceable batteries, covers, cables, chargers, headsets and any other accessory included in the sales package) are free from Defect for six (6) months in all the above Covered Countries and Region.

During the Warranty period, any Defect covered by this warranty will, in a reasonable time, be remedied free of charge by either repairing or replacing the defective Product or Accessory or the defective part of it at its option, provided that you have returned the defective Product or Accessory to the original point of purchase (or Manufacturer or its authorised service centre, as specified from time to time) before the Warranty period has expired.

When repairing or replacing your Product or Accessory, the Manufacturer may use new or re-conditioned parts or provide a refurbished replacement Product or Accessory except where the use

of such re-conditioned parts or refurbished Product or Accessory is prohibited by local law. In case local law requires the end user to be informed about the use of re-conditioned parts or refurbished Products or Accessories, this Warranty document constitutes the necessary notice in that regard. In case local law requires consent from the end user for the use of re-conditioned parts or refurbished Products or Accessories, then such parts or Products or Accessories will not be used until such consent has been obtained.

When making a Warranty claim, you must provide the legible and original proof of purchase, clearly indicating the name and the address of the point of purchase, the place and date of purchase, the Product type and the serial number together with the defective Product or Accessory to the original point of purchase (or Manufacturer or its authorised service centre, as specified from time to time).

To the fullest extent permitted by applicable law:

(i) No repair or replacement will renew or extend the original Warranty period unless such renewal or extension is mandated by local law, in which case the Warranty period is extended by the minimum time required by law;

(ii) For countries where such renewal or extension is not mandated by local law, the original Product, replacement parts or replacement Products or Accessories provided under this Warranty will be covered by this Warranty for the remainder of the original Warranty period or for sixty (60) days from the date the repaired or replacement Product or Accessory is returned to you, whichever is longer; and

(iii) Where the Product, Accessory or parts of a Product or Accessory have been replaced, the original Product, parts, or Accessories shall become the Manufacturer's or retailer's property.

Please always back up and remove all personal data, programs, applications, and content stored on your Product before taking your Product in for service since repair activities will erase all data from your Product. If your product is replaced, the data, programs, applications, and content stored on your Product will not be transferred to the replacement Product. Remove any confidential information prior to submitting your Product for service.

Manufacturer, its authorised service centres and retailers are not responsible for the loss of your data, programs, applications, or content.

3. What this Warranty does not cover

This Warranty excludes all of the following:

(i) Errors or damages caused by:
(a) exposure to liquid or dampness (unless the Product is declared to be water-resistant under certain conditions as specified by the

Manufacturer), damage caused by exposure to extreme electromagnetic field (such as damages caused by microwave oven), or extreme thermal or environmental conditions or to rapid changes in such conditions, corrosion, oxidation, spillage of food or liquid, or influence from chemical products;
(b) physical damage, cracks, dents or scratches caused by a drop or by external forces impacting the Product or any part of the Product including but not limited to the cover, display, camera lenses and buttons (unless specified otherwise by the Manufacturer under certain conditions);
(c) using your Product with, or connecting it to, any product, accessory, software, or service not manufactured, authorised, or supplied by Manufacturer; or chargers, power adaptors or data cables which do not meet the required technical and safety specifications described in the user guide;

(d) any third-party products sold in combination with your Product;
(e) damage or errors caused by hacking, cracking, viruses, or other malware, or by unauthorised access to services, accounts, computer systems, or networks;
(f) power outages or surges capable of affecting the normal use of the Product; or
(g) other acts beyond the Manufacturer's reasonable control.
(ii) Any wear and tear;
(iii) Use of your Product in a manner that does not comply with its intended use and the provisions of the user guide;

(iv) If your Product, has been opened, repaired or modified by non-authorised third parties, or repaired using unauthorised spare parts;

(v) If you have not installed the latest software updates that are publicly available for your Product within a reasonable time of their release.

Manufacturer does not warrant that software preinstalled by or on behalf of Manufacturer in the Product (or subsequent updates and upgrades) (together "Manufacturer Software") will meet your requirements, work in combination with any hardware or software not provided by Manufacturer, be uninterrupted or error free or that errors are correctable or will be corrected. For Manufacturer Software-related errors, Manufacturer will make available the latest version of the Manufacturer Software for reinstallation on your Product or, if that would not be possible, another remedy, which in Manufacturer's reasonable discretion, satisfactorily addresses the error. Some Manufacturer Software may be subject to separate license terms that are available with the software.

This Warranty is not valid outside of the Covered Country or Region and does not cover: (a) User guides; (b) Any third party software, settings, content, data, or links installed or downloaded onto your