Mode	80	
	Band Edge	
	U-NII-3_5.725-5.85_802.11ax HE20_CH149_Full_5745MHz	
ANT	CDD 0+1	
Pol.	Vertical	Fundamental
Peak	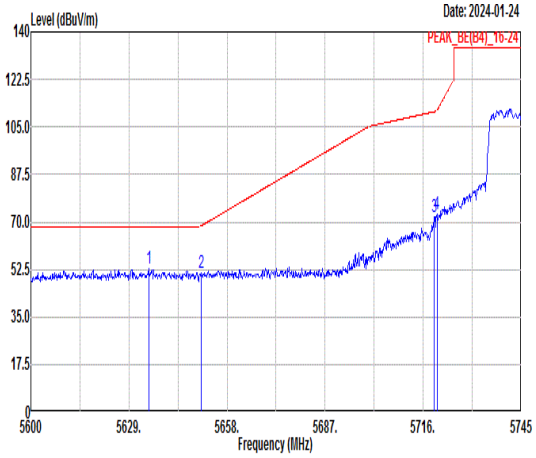 Freq Level Limit Line Margin Read Level Ant Factor Cable Loss Preamp Factor APos TPos Remark MHz dBuV/m dBuV/m dB dBuV dB/m dB dB cm deg 1 5634.80 52.69 68.30 -15.61 39.42 36.09 9.83 32.65 200 89 PEAK 2 5650.46 51.33 68.64 -17.31 38.02 36.11 9.86 32.66 200 89 PEAK 3 5719.34 71.99 110.61 -38.62 58.46 36.21 10.01 32.69 200 89 PEAK 4 5720.06 72.89 110.94 -38.05 59.36 36.21 10.01 32.69 200 89 PEAK	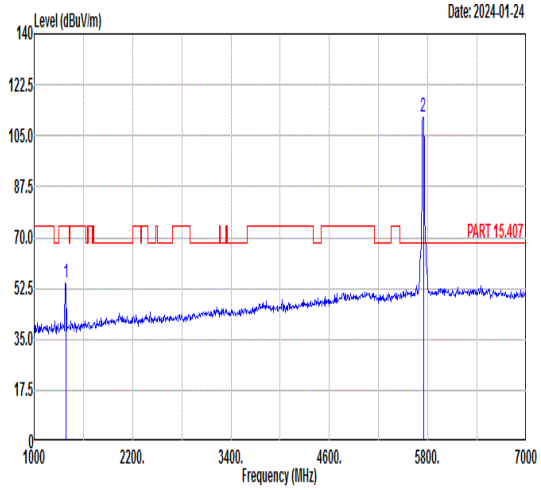 Freq Level Limit Line Margin Read Level Ant Factor Cable Loss Preamp Factor APos TPos Remark MHz dBuV/m dBuV/m dB dBuV dB/m dB dB cm deg 1 1386.00 54.29 74.00 -19.71 55.67 29.42 4.13 34.93 200 89 PEAK 2 5745.00 111.42 ------ ------ 97.83 36.24 10.05 32.70 200 89 PEAK
Avg	Blank	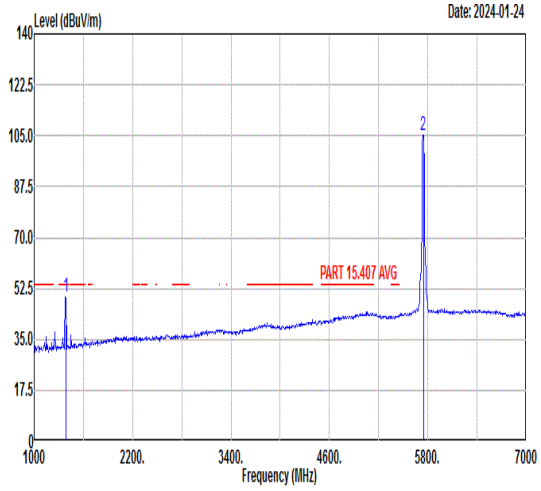 Freq Level Limit Line Margin Read Level Ant Factor Cable Loss Preamp Factor APos TPos Remark MHz dBuV/m dBuV/m dB dBuV dB/m dB dB cm deg 1 1386.00 49.69 54.00 -4.31 51.07 29.42 4.13 34.93 200 89 AVERAGE 2 5745.00 105.34 ------ ------ 91.75 36.24 10.05 32.70 200 89 AVERAGE

Mode	80	
	Harmonic	
	U-NII-3_5.725-5.85_802.11ax HE20_CH149_Full_5745MHz	
ANT	CDD 0+1	
Pol.	Horizontal	Vertical
Peak Avg	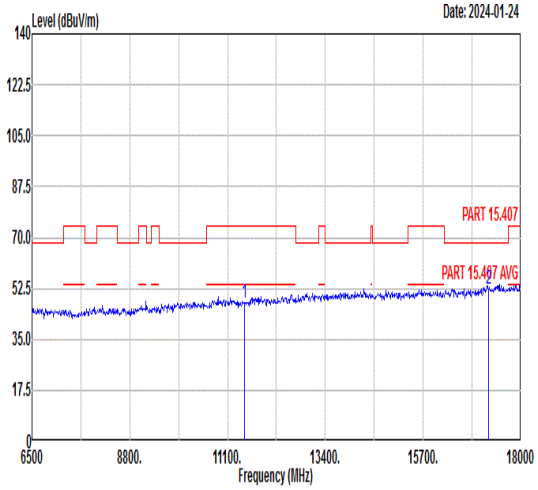 Freq Level Limit Line Margin Read Level Ant Factor Cable Loss Preamp Factor APos TPos Remark MHz dBuV/m dBuV/m dB dBuV dB/m dB dB cm deg 1 11490.00 47.81 74.00 -26.19 59.18 39.20 12.87 63.44 --- --- Peak 2 17235.00 52.34 68.30 -15.96 60.06 41.86 15.72 65.30 --- --- Peak	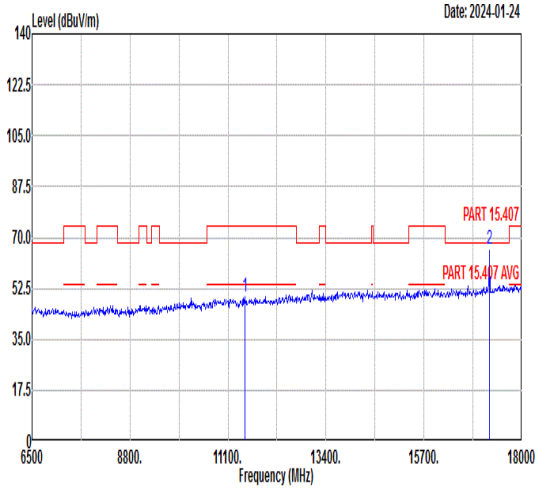 Freq Level Limit Line Margin Read Level Ant Factor Cable Loss Preamp Factor APos TPos Remark MHz dBuV/m dBuV/m dB dBuV dB/m dB dB cm deg 1 11490.00 49.42 74.00 -24.58 60.79 39.20 12.87 63.44 --- --- Peak 2 17235.00 66.16 68.30 -2.14 73.88 41.86 15.72 65.30 201 215 Peak

Mode	81	
	Harmonic	
	U-NII-3_5.725-5.85_802.11ax HE20_CH157_Full_5785MHz	
ANT	CDD 0+1	
Pol.	Horizontal	Vertical
Peak Avg	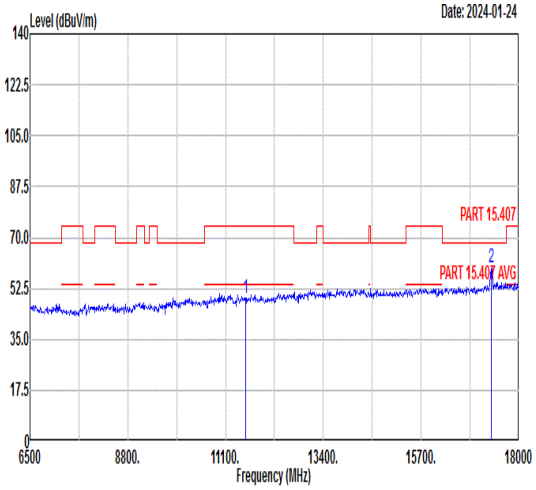 Freq Level Limit Line Margin Read Level Ant Factor Cable Loss Preamp Factor APos TPos Remark MHz dBuV/m dBuV/m dB dBuV dB/m dB dB cm deg 1 11570.00 49.31 74.00 -24.69 60.60 39.23 12.93 63.45 --- --- Peak 2 17355.00 59.49 68.30 -8.81 67.05 41.99 15.81 65.36 --- --- Peak	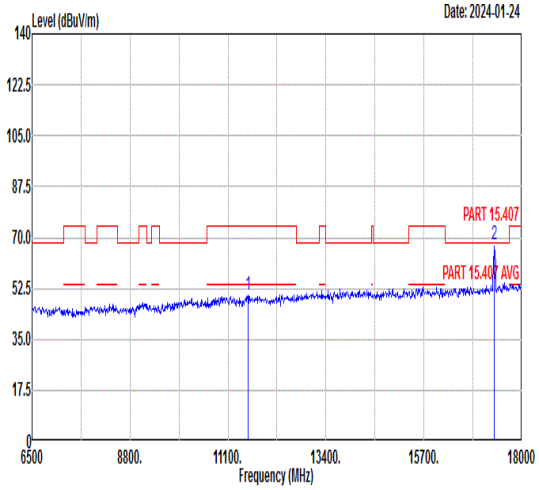 Freq Level Limit Line Margin Read Level Ant Factor Cable Loss Preamp Factor APos TPos Remark MHz dBuV/m dBuV/m dB dBuV dB/m dB dB cm deg 1 11570.00 50.20 74.00 -23.80 61.49 39.23 12.93 63.45 --- --- Peak 2 17355.00 67.47 68.30 -0.83 75.03 41.99 15.81 65.36 197 260 Peak

Mode	82
	Band Edge - L
	U-NII-3_5.725-5.85_802.11ax HE20_CH165_Full_5825MHz
ANT	CDD 0+1

Pol.	Horizontal	Fundamental
Peak	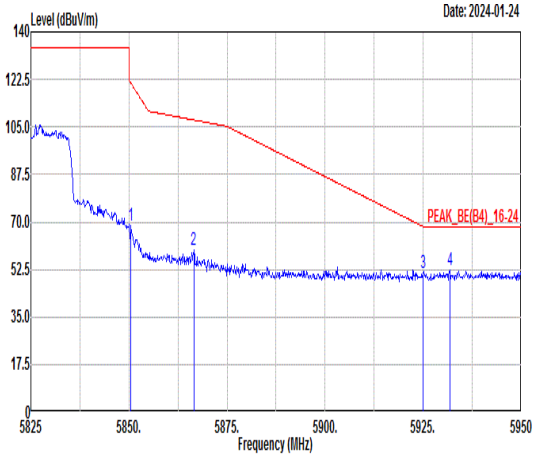 Freq Level Limit Line Margin Read Level Ant Factor Cable Loss Preamp Factor APos TPos Remark MHz dBuV/m dBuV/m dB dBuV dB/m dB dB cm deg 1 5850.50 68.88 121.06 -52.18 54.95 36.39 10.28 32.74 300 215 PEAK 2 5866.50 59.45 107.58 -48.13 45.47 36.41 10.32 32.75 300 215 PEAK 3 5925.00 51.29 68.30 -17.01 37.13 36.49 10.44 32.77 300 215 PEAK 4 5931.75 52.24 68.30 -16.06 38.06 36.50 10.45 32.77 300 215 PEAK	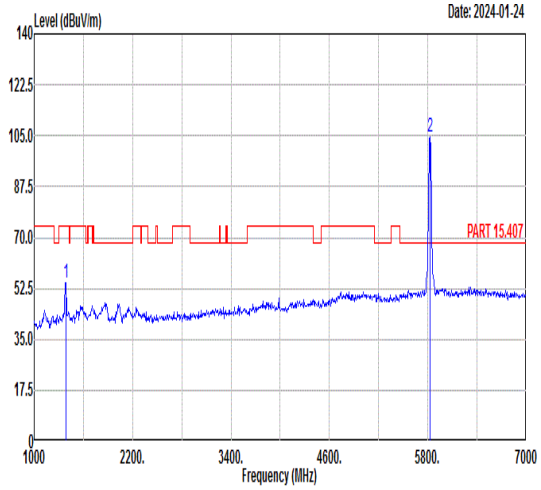 Freq Level Limit Line Margin Read Level Ant Factor Cable Loss Preamp Factor APos TPos Remark MHz dBuV/m dBuV/m dB dBuV dB/m dB dB cm deg 1 1386.00 54.60 74.00 -19.40 55.98 29.42 4.13 34.93 300 215 PEAK 2 5825.00 104.35 ------ ------ 90.50 36.35 10.23 32.73 300 215 PEAK
Avg	Blank	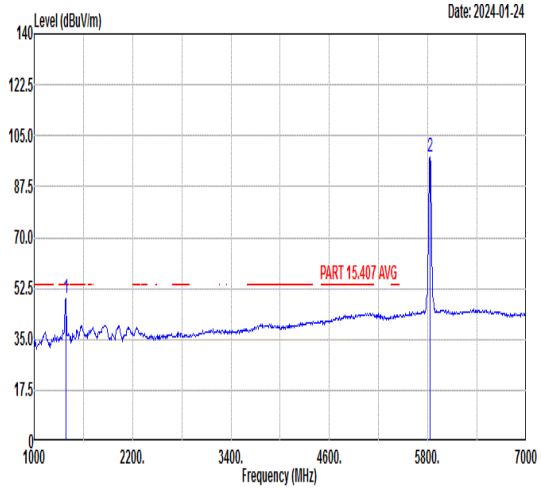 Freq Level Limit Line Margin Read Level Ant Factor Cable Loss Preamp Factor APos TPos Remark MHz dBuV/m dBuV/m dB dBuV dB/m dB dB cm deg 1 1386.00 49.09 54.00 -4.91 50.47 29.42 4.13 34.93 300 215 AVERAGE 2 5825.00 97.86 ------ ------ 84.01 36.35 10.23 32.73 300 215 AVERAGE

Mode	82	
	Band Edge - L	
	U-NII-3_5.725-5.85_802.11ax HE20_CH165_Full_5825MHz	
ANT	CDD 0+1	
Pol.	Vertical	Fundamental
Peak	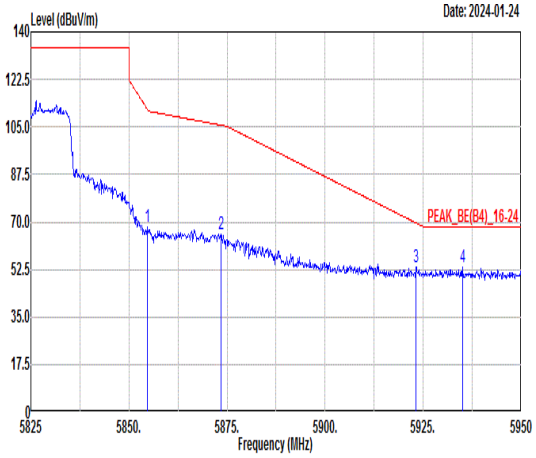 Freq Level Limit Line Margin Read Level Ant Factor Cable Loss Preamp Factor APos TPos Remark MHz dBuV/m dBuV/m dB dBuV dB/m dB dB cm deg 1 5854.75 68.09 111.37 -43.28 54.14 36.40 10.29 32.74 200 33 PEAK 2 5873.38 65.40 105.65 -40.25 51.40 36.42 10.33 32.75 200 33 PEAK 3 5923.13 53.44 69.68 -16.24 39.28 36.49 10.44 32.77 200 33 PEAK 4 5935.00 53.10 68.30 -15.20 38.90 36.51 10.46 32.77 200 33 PEAK	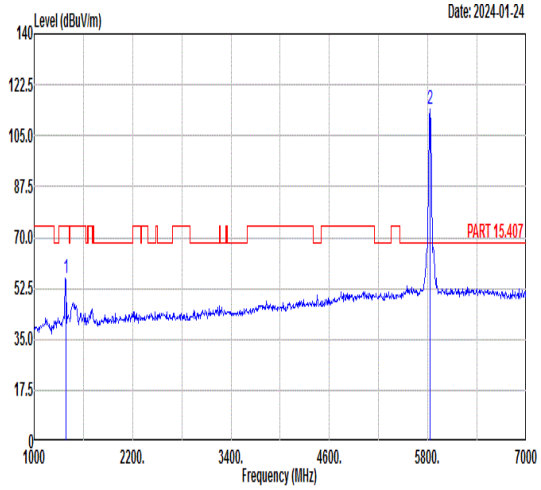 Freq Level Limit Line Margin Read Level Ant Factor Cable Loss Preamp Factor APos TPos Remark MHz dBuV/m dBuV/m dB dBuV dB/m dB dB cm deg 1 1386.00 55.92 74.00 -18.08 57.30 29.42 4.13 34.93 200 33 PEAK 2 5825.00 114.22 ------ ------ 100.37 36.35 10.23 32.73 200 33 PEAK
Avg	Blank	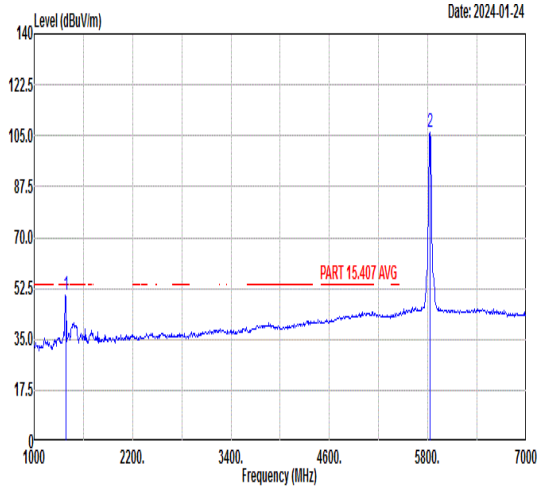 Freq Level Limit Line Margin Read Level Ant Factor Cable Loss Preamp Factor APos TPos Remark MHz dBuV/m dBuV/m dB dBuV dB/m dB dB cm deg 1 1386.00 49.96 54.00 -4.04 51.34 29.42 4.13 34.93 200 33 AVERAGE 2 5825.00 106.21 ------ ------ 92.36 36.35 10.23 32.73 200 33 AVERAGE

Mode	82	
	Harmonic	
	U-NII-3_5.725-5.85_802.11ax HE20_CH165_Full_5825MHz	
ANT	CDD 0+1	
Pol.	Horizontal	Vertical
Peak Avg	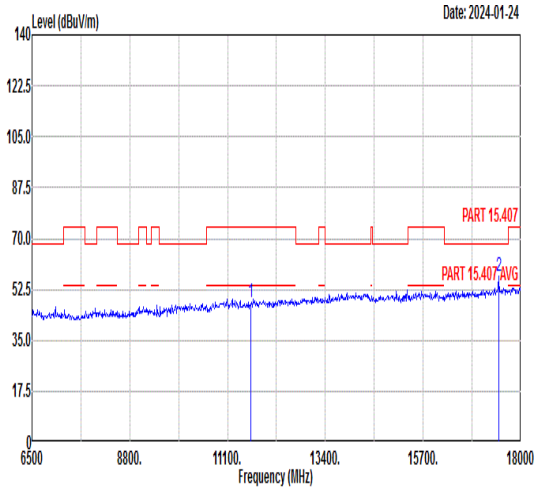 Freq Level Limit Line Margin Read Level Ant Factor Cable Loss Preamp Factor APos TPos Remark MHz dBuV/m dBuV/m dB dBuV dB/m dB dB cm deg 1 11650.00 48.10 74.00 -25.90 59.30 39.26 12.99 63.45 --- --- Peak 2 17475.00 57.24 68.30 -11.06 64.65 42.12 15.90 65.43 --- --- Peak	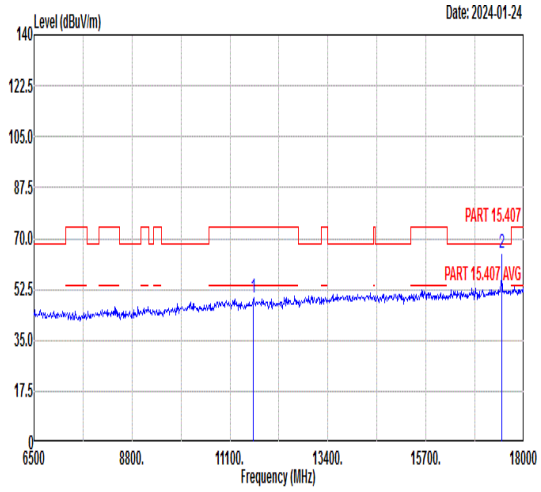 Freq Level Limit Line Margin Read Level Ant Factor Cable Loss Preamp Factor APos TPos Remark MHz dBuV/m dBuV/m dB dBuV dB/m dB dB cm deg 1 11650.00 49.60 74.00 -24.40 60.80 39.26 12.99 63.45 --- --- Peak 2 17475.00 65.09 68.30 -3.21 72.50 42.12 15.90 65.43 164 265 Peak

Mode	83	
	Band Edge - L	
	U-NII-3_5.725-5.85_802.11ax HE40_CH151_Full_5755MHz	
ANT	CDD 0+1	
Pol.	Horizontal	Fundamental
Peak	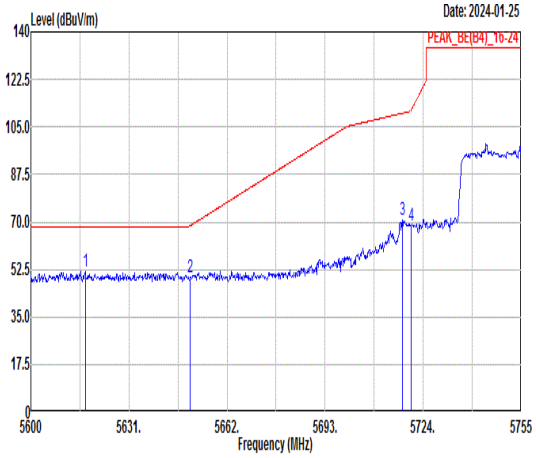 Freq Level Limit Line Margin Read Level Ant Factor Cable Loss Preamp Factor APos TPos Remark MHz dBuV/m dBuV/m dB dBuV dB/m dB dB cm deg 1 5617.21 51.54 68.30 -16.76 38.34 36.06 9.79 32.65 300 151 PEAK 2 5650.38 49.82 68.58 -18.76 36.51 36.11 9.86 32.66 300 151 PEAK 3 5717.34 71.03 110.05 -39.02 57.52 36.20 10.00 32.69 300 151 PEAK 4 5720.13 68.71 111.09 -42.38 55.18 36.21 10.01 32.69 300 151 PEAK	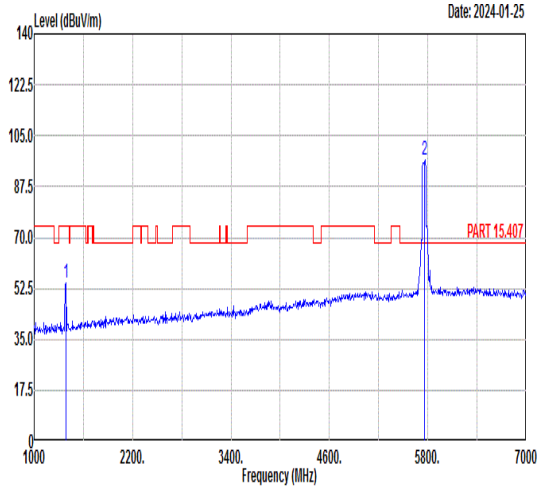 Freq Level Limit Line Margin Read Level Ant Factor Cable Loss Preamp Factor APos TPos Remark MHz dBuV/m dBuV/m dB dBuV dB/m dB dB cm deg 1 1386.00 54.46 74.00 -19.54 55.84 29.42 4.13 34.93 300 151 PEAK 2 5755.00 96.91 ------ ------ 83.23 36.28 10.11 32.71 300 151 PEAK
Avg	Blank	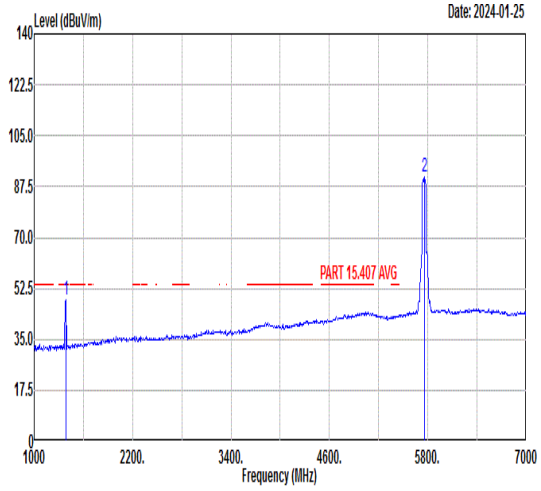 Freq Level Limit Line Margin Read Level Ant Factor Cable Loss Preamp Factor APos TPos Remark MHz dBuV/m dBuV/m dB dBuV dB/m dB dB cm deg 1 1386.00 48.45 54.00 -5.55 49.83 29.42 4.13 34.93 300 151 AVERAGE 2 5755.00 90.65 ------ ------ 76.99 36.27 10.10 32.71 300 151 AVERAGE

Mode	83	
	Band Edge - R	
	U-NII-3_5.725-5.85_802.11ax HE40_CH151_Full_5755MHz	
ANT	CDD 0+1	
Pol.	Horizontal	Fundamental
Peak	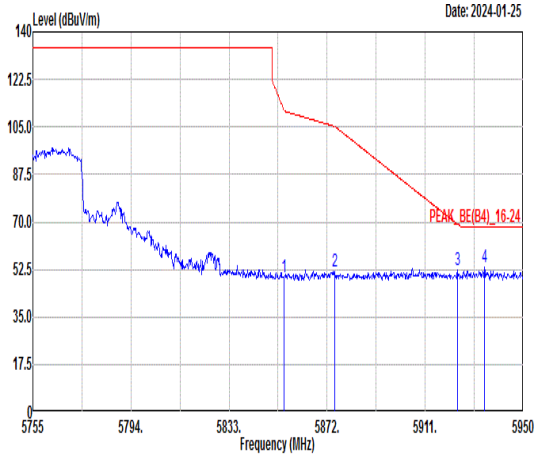 Freq Level Limit Line Margin Read Level Ant Factor Cable Loss Preamp Factor APos TPos Remark MHz dBuV/m dBuV/m dB dBuV dB/m dB dB cm deg 1 5854.84 49.67 111.17 -61.50 35.72 36.40 10.29 32.74 300 151 PEAK 2 5874.93 51.63 105.22 -53.59 37.63 36.42 10.33 32.75 300 151 PEAK 3 5923.87 52.18 69.13 -16.95 38.02 36.49 10.44 32.77 300 151 PEAK 4 5934.60 53.13 68.30 -15.17 38.93 36.51 10.46 32.77 300 151 PEAK	Blank

Mode	83
	Band Edge - L
	U-NII-3_5.725-5.85_802.11ax HE40_CH151_Full_5755MHz
ANT	CDD 0+1

Pol. — Vertical

Peak

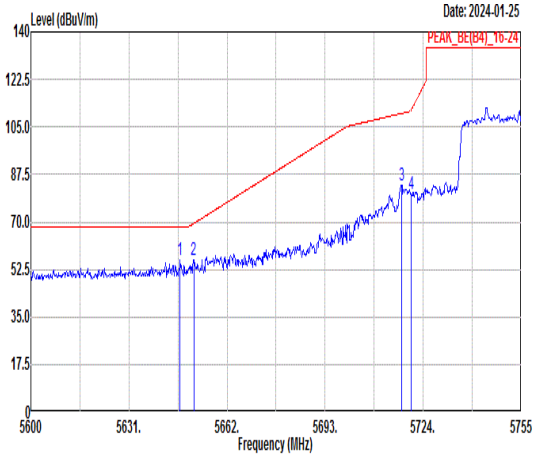

	Freq	Level	Limit Line	Margin	Read Level	Ant Factor	Cable Loss	Preamp Factor	APos	TPos	Remark
	MHz	dBuV/m	dBuV/m	dB	dBuV	dB/m	dB	dB	cm	deg	
1	5647.12	55.86	68.30	-12.44	42.56	36.11	9.85	32.66	200	158	PEAK
2	5651.46	56.05	69.38	-13.33	42.74	36.11	9.86	32.66	200	158	PEAK
3	5717.18	83.60	------	------	70.09	36.20	10.00	32.69	200	158	PEAK
4	5720.28	80.42	------	------	66.89	36.21	10.01	32.69	200	158	PEAK

Fundamental

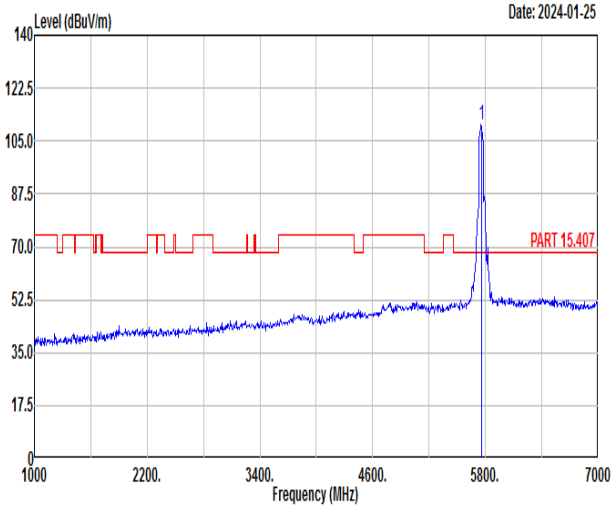

	Freq	Level	Limit Line	Margin (dB)	Read Level	Ant Factor	Cable Loss	Preamp Factor	APos	TPos	Remark
	MHz	dBuV/m	dBuV/m		dBuV	dB/m	dB	dB	cm	deg	
1	5755.00	110.31	------	------	96.68	36.25	10.08	32.70	200	158	PEAK

Avg

Blank

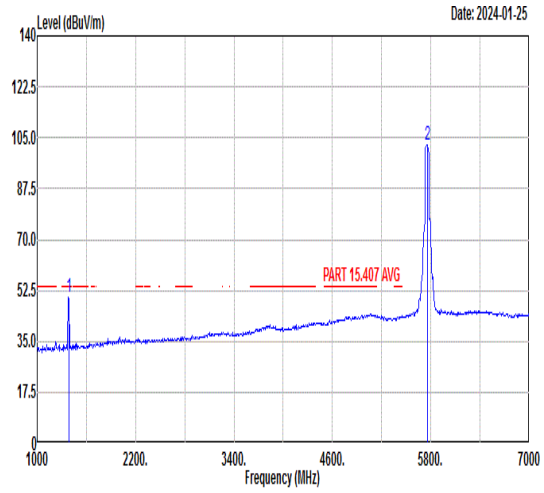

	Freq	Level	Limit Line	Margin	Read Level	Ant Factor	Cable Loss	Preamp Factor	APos	TPos	Remark
	MHz	dBuV/m	dBuV/m	dB	dBuV	dB/m	dB	dB	cm	deg	
1	1386.00	50.06	54.00	-3.94	51.44	29.42	4.13	34.93	200	158	AVERAGE
2	5755.00	102.60	------	------	89.00	36.24	10.06	32.70	200	158	AVERAGE

Mode	83	
	Band Edge - R	
	U-NII-3_5.725-5.85_802.11ax HE40_CH151_Full_5755MHz	
ANT	CDD 0+1	
Pol.	Vertical	Fundamental
Peak	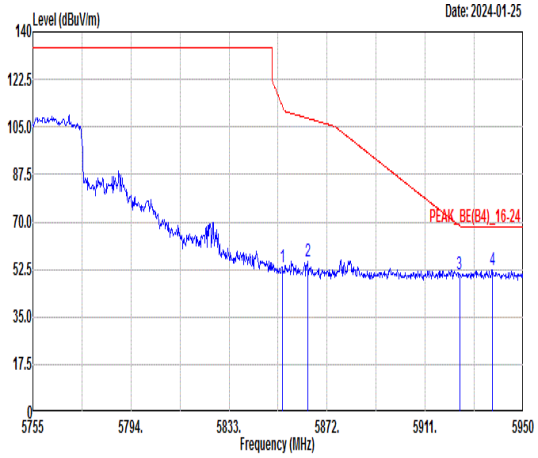 Freq Level Limit Line Margin Read Level Ant Factor Cable Loss Preamp Factor APos TPos Remark MHz dBuV/m dBuV/m dB dBuV dB/m dB dB cm deg 1 5854.26 53.35 112.50 -59.15 39.40 36.40 10.29 32.74 200 158 PEAK 2 5864.20 55.35 108.22 -52.87 41.38 36.41 10.31 32.75 200 158 PEAK 3 5924.65 50.82 68.56 -17.74 36.66 36.49 10.44 32.77 200 158 PEAK 4 5937.72 52.21 68.30 -16.09 38.01 36.51 10.47 32.78 200 158 PEAK	Blank

Mode	83	
	Harmonic	
	U-NII-3_5.725-5.85_802.11ax HE40_CH151_Full_5755MHz	
ANT	CDD 0+1	
Pol.	Horizontal	Vertical
Peak Avg	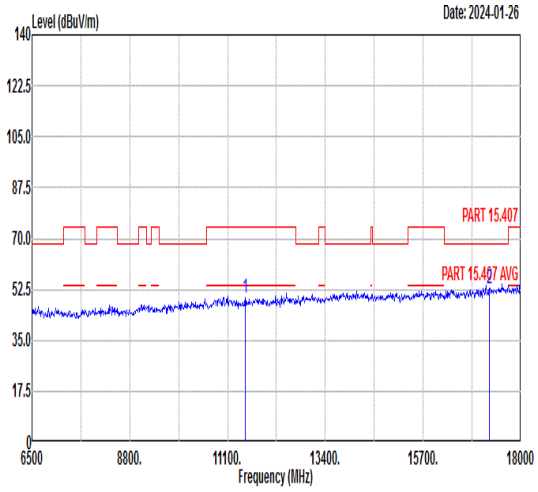 Freq Level Limit Line Margin Read Level Ant Factor Cable Loss Preamp Factor APos TPos Remark MHz dBuV/m dBuV/m dB dBuV dB/m dB dB cm deg 1 11510.00 49.71 74.00 -24.29 61.07 39.20 12.89 63.45 --- --- Peak 2 17265.00 53.01 68.30 -15.29 60.70 41.89 15.74 65.32 --- --- Peak	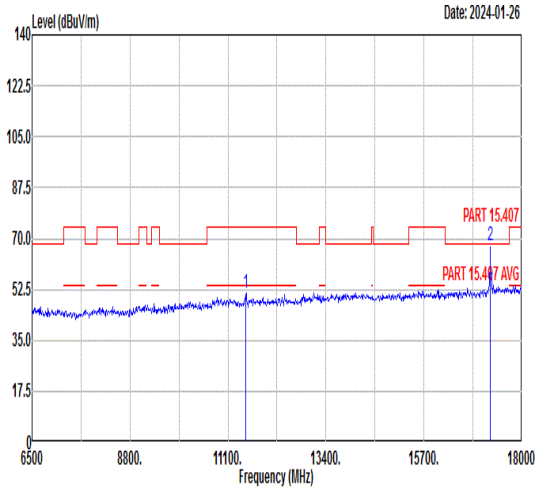 Freq Level Limit Line Margin Read Level Ant Factor Cable Loss Preamp Factor APos TPos Remark MHz dBuV/m dBuV/m dB dBuV dB/m dB dB cm deg 1 11510.00 51.09 74.00 -22.91 62.45 39.20 12.89 63.45 --- --- Peak 2 17265.00 67.36 68.30 -0.94 75.05 41.89 15.74 65.32 219 21 Peak

Mode	84
	Band Edge - L
	U-NII-3_5.725-5.85_802.11ax HE40_CH159_Full_5795MHz
ANT	CDD 0+1

Pol. — Horizontal

Peak

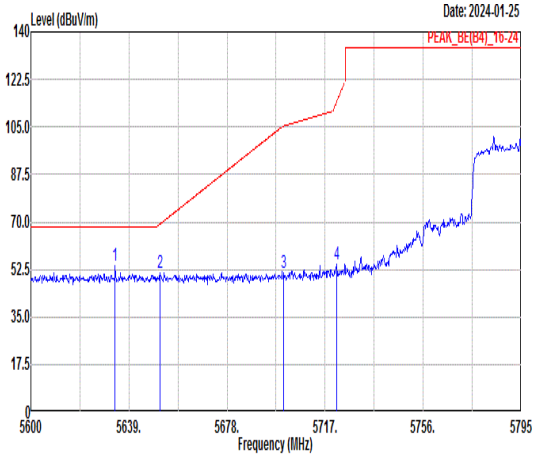

	Freq	Level	Limit Line	Margin	Read Level	Ant Factor	Cable Loss	Preamp Factor	APos	TPos	Remark
	MHz	dBuV/m	dBuV/m	dB	dBuV	dB/m	dB	dB	cm	deg	
1	5633.54	53.67	68.30	-14.63	40.40	36.09	9.83	32.65	300	110	PEAK
2	5651.29	51.19	69.25	-18.06	37.88	36.11	9.86	32.66	300	110	PEAK
3	5700.62	51.43	105.37	-53.94	37.96	36.18	9.97	32.68	300	110	PEAK
4	5721.49	54.28	114.19	-59.91	40.75	36.21	10.01	32.69	300	110	PEAK

Fundamental

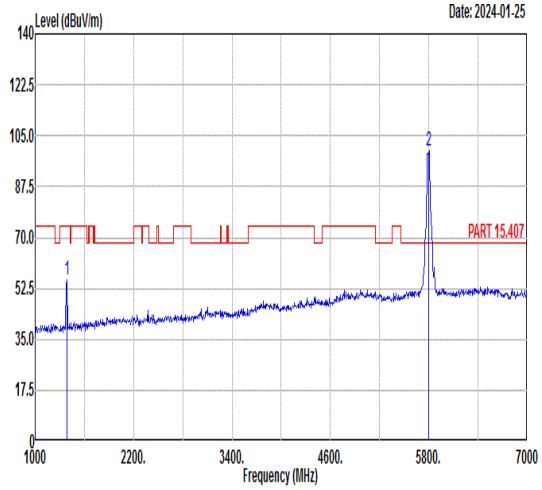

	Freq	Level	Limit Line	Margin	Read Level	Ant Factor	Cable Loss	Preamp Factor	APos	TPos	Remark
	MHz	dBuV/m	dBuV/m	dB	dBuV	dB/m	dB	dB	cm	deg	
1	1386.00	55.54	74.00	-18.46	56.92	29.42	4.13	34.93	300	110	PEAK
2	5795.00	99.73	------	------	85.93	36.33	10.19	32.72	300	110	PEAK

Avg

Blank

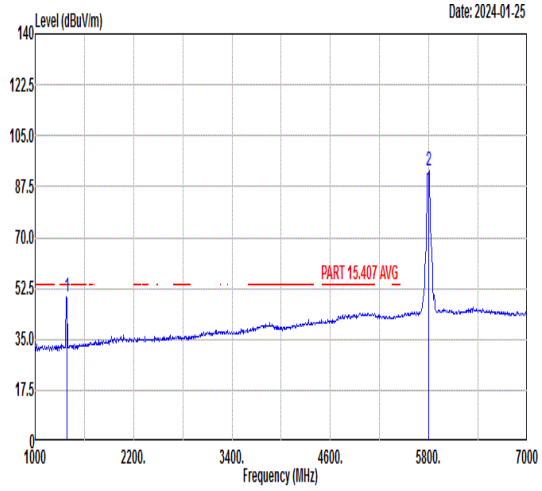

	Freq	Level	Limit Line	Margin	Read Level	Ant Factor	Cable Loss	Preamp Factor	APos	TPos	Remark
	MHz	dBuV/m	dBuV/m	dB	dBuV	dB/m	dB	dB	cm	deg	
1	1386.00	49.49	54.00	-4.51	50.87	29.42	4.13	34.93	300	110	AVERAGE
2	5795.00	92.99	------	------	79.17	36.34	10.20	32.72	300	110	AVERAGE

Mode	84	
	Band Edge - R	
	U-NII-3_5.725-5.85_802.11ax HE40_CH159_Full_5795MHz	
ANT	CDD 0+1	
Pol.	Horizontal	Fundamental
Peak	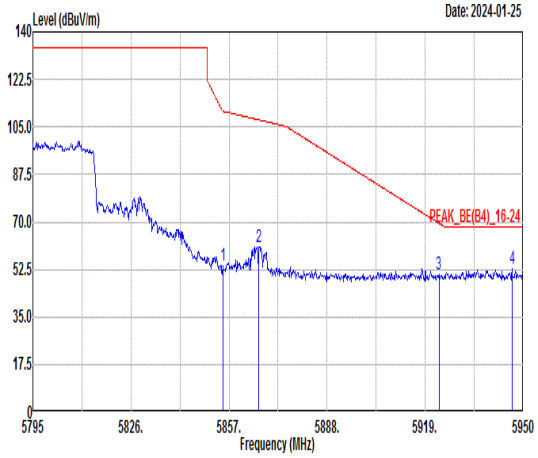 Freq Level Limit Line Margin Read Level Ant Factor Cable Loss Preamp Factor APos TPos Remark MHz dBuV/m dBuV/m dB dBuV dB/m dB dB cm deg 1 5854.99 53.82 110.83 -57.01 39.87 36.40 10.29 32.74 300 110 PEAK 2 5866.46 60.93 107.59 -46.66 46.95 36.41 10.32 32.75 300 110 PEAK 3 5923.34 50.69 69.52 -18.83 36.53 36.49 10.44 32.77 300 110 PEAK 4 5946.44 53.07 68.30 -15.23 38.84 36.53 10.48 32.78 300 110 PEAK	Blank

Mode	84
	Band Edge - L
	U-NII-3_5.725-5.85_802.11ax HE40_CH159_Full_5795MHz
ANT	CDD 0+1

Pol. — Vertical

Peak

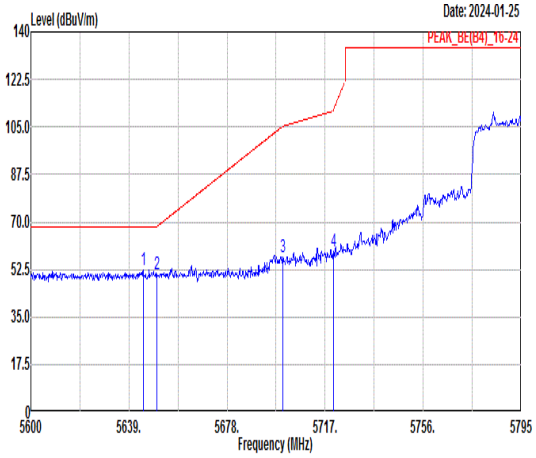

	Freq	Level	Limit Line	Margin	Read Level	Ant Factor	Cable Loss	Preamp Factor	APos	TPos	Remark
	MHz	dBuV/m	dBuV/m	dB	dBuV	dB/m	dB	dB	cm	deg	
1	5644.66	52.26	68.30	-16.04	38.97	36.10	9.85	32.66	268	71	PEAK
2	5650.12	50.94	68.39	-17.45	37.63	36.11	9.86	32.66	268	71	PEAK
3	5700.04	57.30	105.21	-47.91	43.83	36.18	9.97	32.68	268	71	PEAK
4	5720.32	58.94	111.52	-52.58	45.41	36.21	10.01	32.69	268	71	PEAK

Fundamental

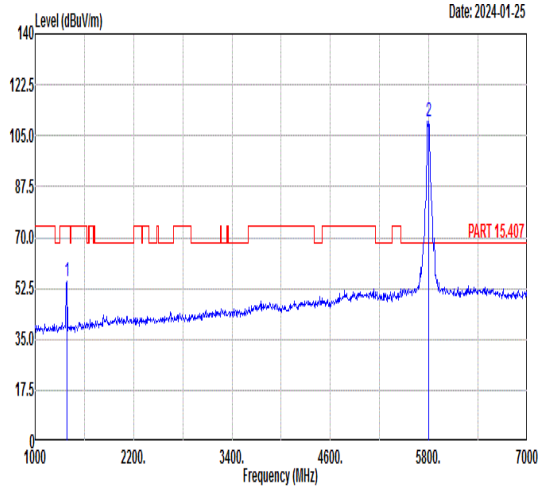

	Freq	Level	Limit Line	Margin	Read Level	Ant Factor	Cable Loss	Preamp Factor	APos	TPos	Remark
	MHz	dBuV/m	dBuV/m	dB	dBuV	dB/m	dB	dB	cm	deg	
1	1386.00	54.72	74.00	-19.28	56.10	29.42	4.13	34.93	268	71	PEAK
2	5795.00	110.07	------	------	96.32	36.31	10.16	32.72	268	71	PEAK

Avg

Blank

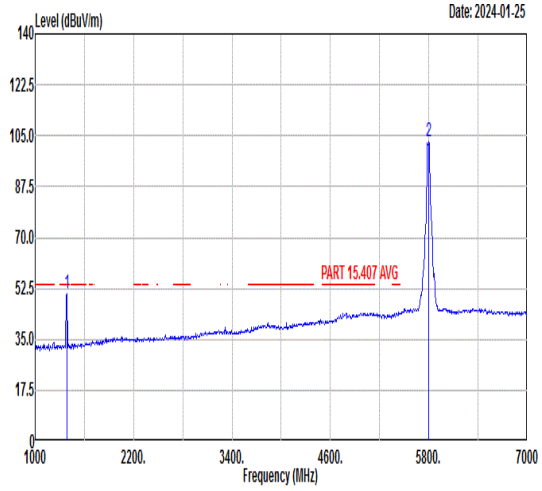

	Freq	Level	Limit Line	Margin	Read Level	Ant Factor	Cable Loss	Preamp Factor	APos	TPos	Remark
	MHz	dBuV/m	dBuV/m	dB	dBuV	dB/m	dB	dB	cm	deg	
1	1386.00	50.63	54.00	-3.37	52.01	29.42	4.13	34.93	268	71	AVERAGE
2	5795.00	103.09	------	------	89.31	36.32	10.18	32.72	268	71	AVERAGE

Mode	84	
	Band Edge - R	
	U-NII-3_5.725-5.85_802.11ax HE40_CH159_Full_5795MHz	
ANT	CDD 0+1	
Pol.	Vertical	Fundamental
Peak	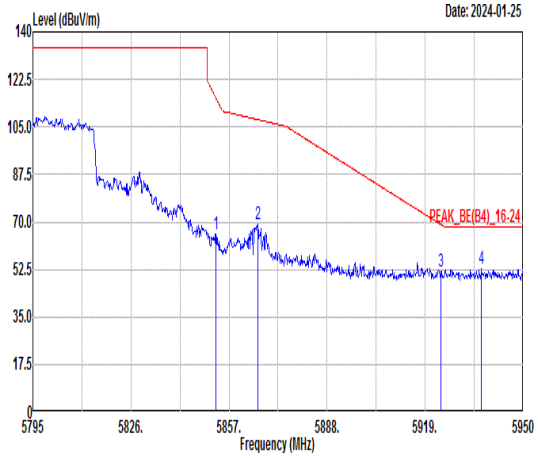 Freq Level Limit Line Margin Read Level Ant Factor Cable Loss Preamp Factor APos TPos Remark MHz dBuV/m dBuV/m dB dBuV dB/m dB dB cm deg 1 5852.82 65.70 115.78 -50.08 51.76 36.39 10.29 32.74 268 71 PEAK 2 5866.15 69.18 107.68 -38.50 55.20 36.41 10.32 32.75 268 71 PEAK 3 5923.96 52.01 69.06 -17.05 37.85 36.49 10.44 32.77 268 71 PEAK 4 5936.83 52.98 68.30 -15.32 38.78 36.51 10.46 32.77 268 71 PEAK	Blank

Mode	84	
	Harmonic	
	U-NII-3_5.725-5.85_802.11ax HE40_CH159_Full_5795MHz	
ANT	CDD 0+1	
Pol.	Horizontal	Vertical
Peak Avg	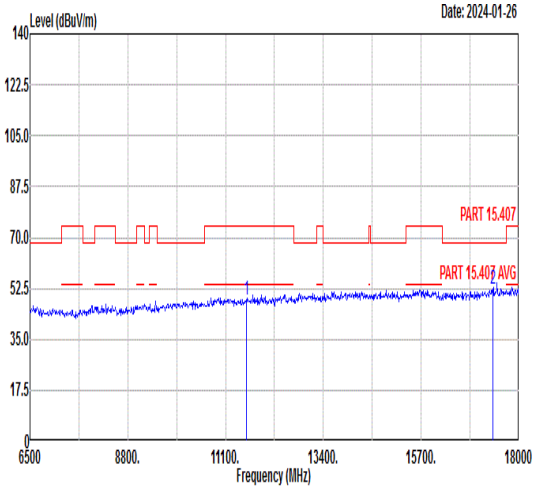 Freq Level Limit Line Margin Read Level Ant Factor Cable Loss Preamp Factor APos TPos Remark MHz dBuV/m dBuV/m dB dBuV dB/m dB dB cm deg 1 11590.00 48.34 74.00 -25.66 59.60 39.24 12.95 63.45 --- --- Peak 2 17385.00 52.19 68.30 -16.11 59.72 42.02 15.83 65.38 --- --- Peak	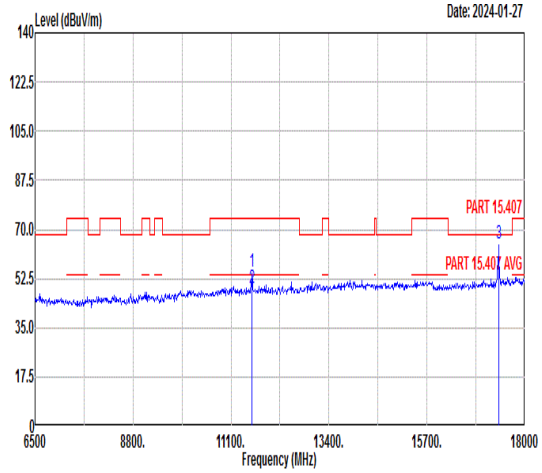 Freq Level Limit Line Margin Read Level Ant Factor Cable Loss Preamp Factor APos TPos Remark MHz dBuV/m dBuV/m dB dBuV dB/m dB dB cm deg 1 11590.00 55.10 74.00 -18.90 66.36 39.24 12.95 63.45 259 30 Peak 2 11590.00 48.98 54.00 -5.02 60.24 39.24 12.95 63.45 259 30 Average 3 17385.00 64.92 68.30 -3.38 72.45 42.02 15.83 65.38 225 21 Peak

Mode	85
	Band Edge - L
	U-NII-3_5.725-5.85_802.11ax HE80_CH155_Full_5775MHz
ANT	CDD 0+1

Pol. — Horizontal

Peak

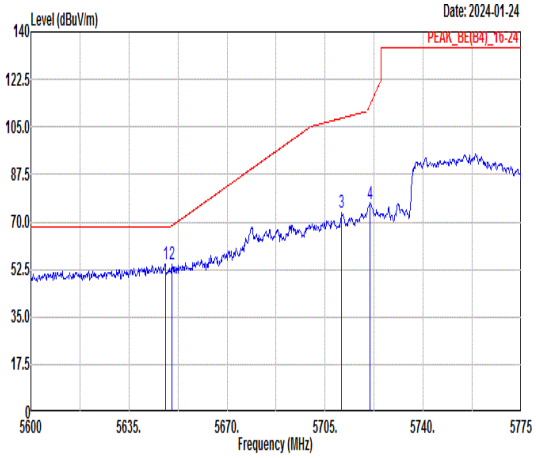

	Freq	Level	Limit Line	Margin	Read Level	Ant Factor	Cable Loss	Preamp Factor	APos	TPos	Remark
	MHz	dBuV/m	dBuV/m	dB	dBuV	dB/m	dB	dB	cm	deg	
1	5647.95	54.39	68.30	-13.91	41.08	36.11	9.86	32.66	127	142	PEAK
2	5650.23	54.18	68.47	-14.29	40.87	36.11	9.86	32.66	127	142	PEAK
3	5710.95	73.22	108.27	-35.05	59.71	36.20	9.99	32.68	127	142	PEAK
4	5720.93	76.84	112.91	-36.07	63.31	36.21	10.01	32.69	127	142	PEAK

Avg

Blank

Pol. — Fundamental

Peak

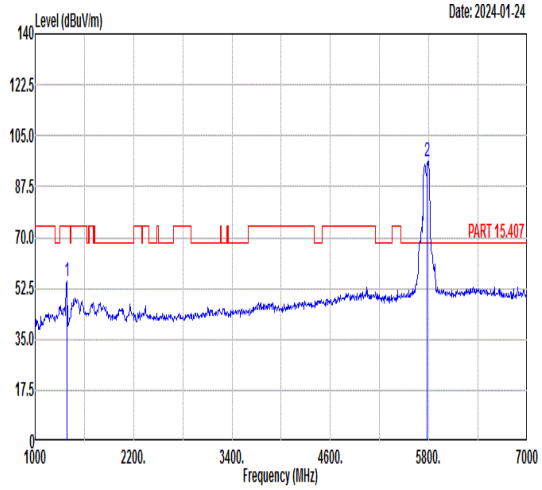

	Freq	Level	Limit Line	Margin	Read Level	Ant Factor	Cable Loss	Preamp Factor	APos	TPos	Remark
	MHz	dBuV/m	dBuV/m	dB	dBuV	dB/m	dB	dB	cm	deg	
1	1386.00	54.81	74.00	-19.19	56.19	29.42	4.13	34.93	127	142	PEAK
2	5775.00	96.07	------	------	82.34	36.30	10.15	32.72	127	142	PEAK

Avg

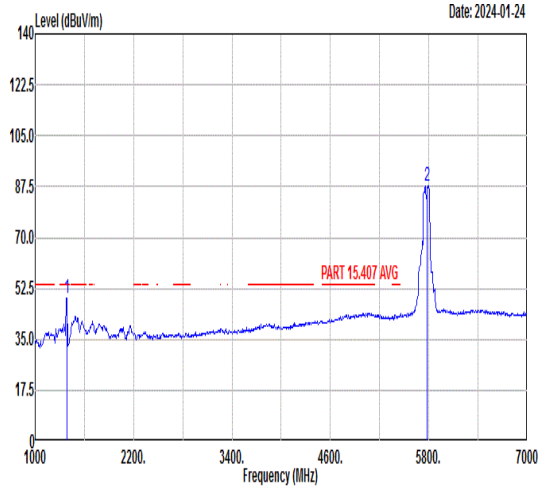

	Freq	Level	Limit Line	Margin	Read Level	Ant Factor	Cable Loss	Preamp Factor	APos	TPos	Remark
	MHz	dBuV/m	dBuV/m	dB	dBuV	dB/m	dB	dB	cm	deg	
1	1386.00	49.07	54.00	-4.93	50.45	29.42	4.13	34.93	127	142	AVERAGE
2	5775.00	87.89	------	------	74.16	36.30	10.15	32.72	127	142	AVERAGE

Mode	85	
	Band Edge - R	
	U-NII-3_5.725-5.85_802.11ax HE80_CH155_Full_5775MHz	
ANT	CDD 0+1	
Pol.	Horizontal	Fundamental
Peak	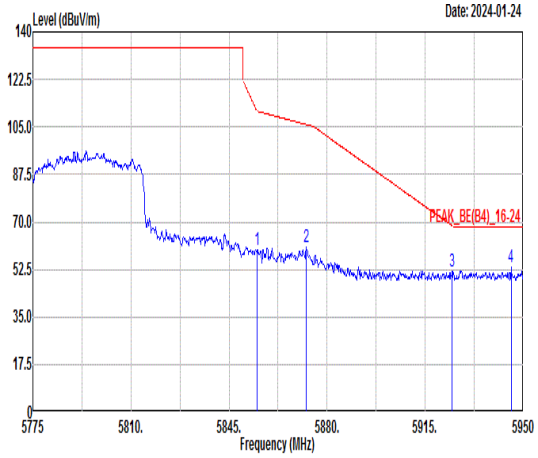 Freq Level Limit Line Margin Read Level Ant Factor Cable Loss Preamp Factor APos TPos Remark MHz dBuV/m dBuV/m dB dBuV dB/m dB dB cm deg 1 5854.98 59.70 110.86 -51.16 45.75 36.40 10.29 32.74 127 142 PEAK 2 5872.48 60.81 105.91 -45.10 46.81 36.42 10.33 32.75 127 142 PEAK 3 5924.63 51.77 68.58 -16.81 37.61 36.49 10.44 32.77 127 142 PEAK 4 5945.63 53.16 68.30 -15.14 38.94 36.52 10.48 32.78 127 142 PEAK	Blank

Mode	85
	Band Edge - L
	U-NII-3_5.725-5.85_802.11ax HE80_CH155_Full_5775MHz
ANT	CDD 0+1

Pol.	Vertical	Fundamental
Peak	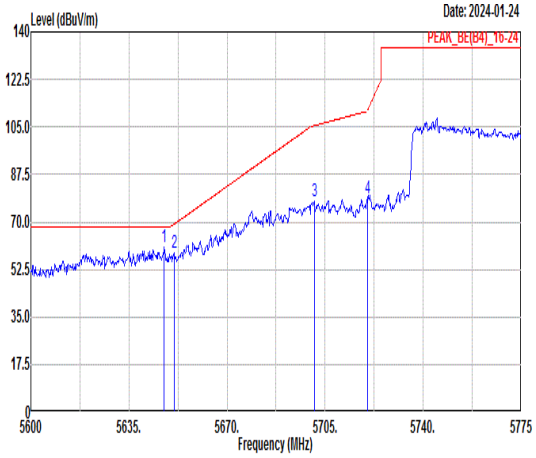 Freq Level Limit Line Margin Read Level Ant Factor Cable Loss Preamp Factor APos TPos Remark 1 5647.60 60.83 68.30 -7.47 47.52 36.11 9.86 32.66 200 280 PEAK 2 5651.10 58.68 69.12 -10.44 45.37 36.11 9.86 32.66 200 280 PEAK 3 5701.15 77.42 105.52 -28.10 63.95 36.18 9.97 32.68 200 280 PEAK 4 5720.05 78.79 110.91 -32.12 65.26 36.21 10.01 32.69 200 280 PEAK	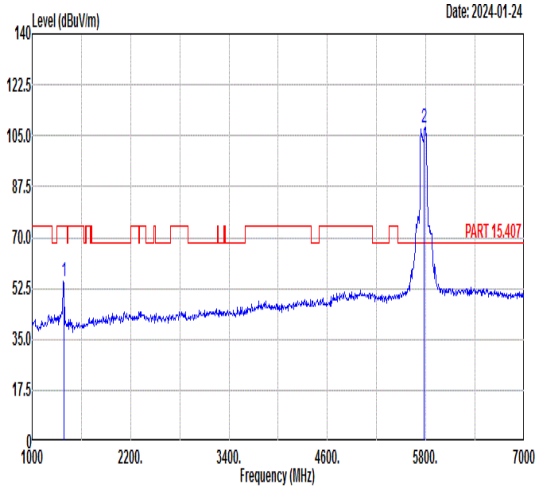 Freq Level Limit Line Margin Read Level Ant Factor Cable Loss Preamp Factor APos TPos Remark 1 1386.00 55.21 74.00 -18.79 56.59 29.42 4.13 34.93 200 280 PEAK 2 5775.00 107.54 ------ ------ 93.81 36.30 10.15 32.72 200 280 PEAK
Avg	Blank	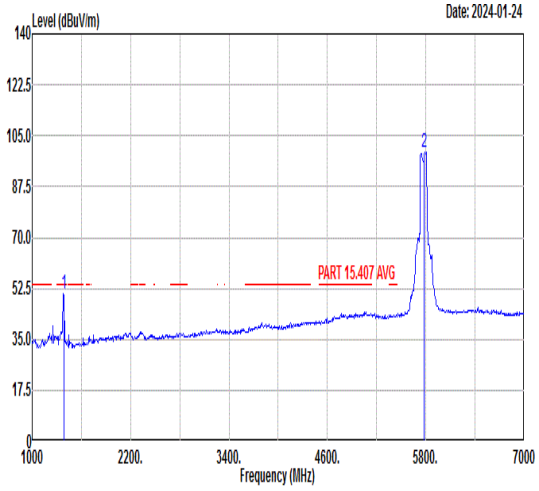 Freq Level Limit Line Margin Read Level Ant Factor Cable Loss Preamp Factor APos TPos Remark 1 1386.00 50.89 54.00 -3.11 52.27 29.42 4.13 34.93 200 280 AVERAGE 2 5775.00 99.51 ------ ------ 85.69 36.34 10.20 32.72 200 280 AVERAGE

Mode	85	
	Band Edge - R	
	U-NII-3_5.725-5.85_802.11ax HE80_CH155_Full_5775MHz	
ANT	CDD 0+1	
Pol.	Vertical	Fundamental
Peak	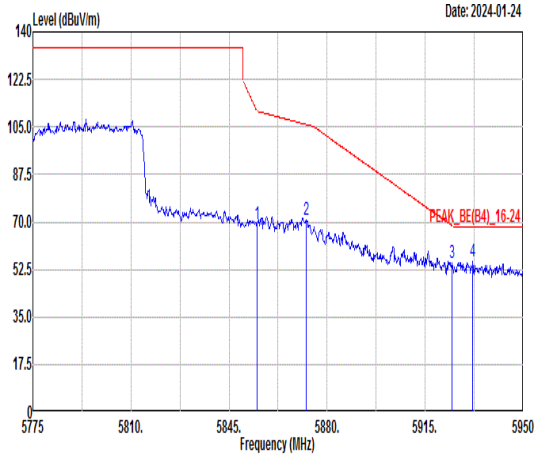 Freq Level Limit Line Margin Read Level Ant Factor Cable Loss Preamp Factor APos TPos Remark MHz dBuV/m dBuV/m dB dBuV dB/m dB dB cm deg 1 5854.98 69.31 110.86 -41.55 55.36 36.40 10.29 32.74 200 280 PEAK 2 5872.65 70.96 105.86 -34.90 56.96 36.42 10.33 32.75 200 280 PEAK 3 5924.45 55.09 68.70 -13.61 40.93 36.49 10.44 32.77 200 280 PEAK 4 5931.98 55.31 68.30 -12.99 41.13 36.50 10.45 32.77 200 280 PEAK	Blank

Mode	85	
	Harmonic	
	U-NII-3_5.725-5.85_802.11ax HE80_CH155_Full_5775MHz	
ANT	CDD 0+1	
Pol.	Horizontal	Vertical
Peak Avg	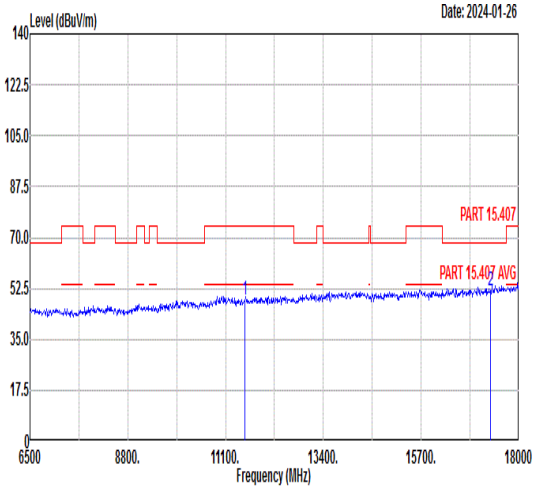 Freq Level Limit Line Margin Read Level Ant Factor Cable Loss Preamp Factor APos TPos Remark MHz dBuV/m dBuV/m dB dBuV dB/m dB dB cm deg 1 11550.00 48.48 74.00 -25.52 59.79 39.22 12.92 63.45 --- --- Peak 2 17325.00 51.75 68.30 -16.55 59.35 41.96 15.79 65.35 --- --- Peak	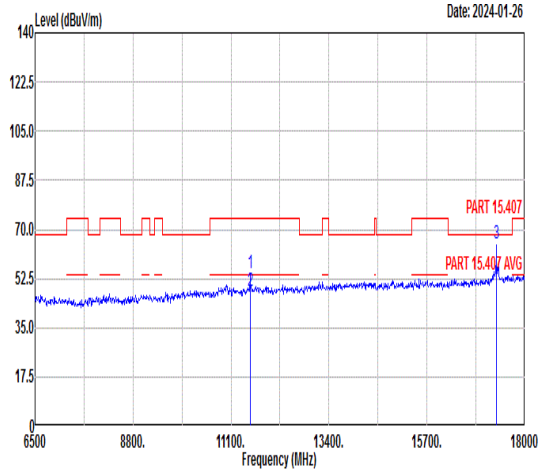 Freq Level Limit Line Margin Read Level Ant Factor Cable Loss Preamp Factor APos TPos Remark MHz dBuV/m dBuV/m dB dBuV dB/m dB dB cm deg 1 11550.00 54.32 74.00 -19.68 65.63 39.22 12.92 63.45 247 220 Peak 2 11550.00 47.95 54.00 -6.05 59.26 39.22 12.92 63.45 247 220 Average 3 17325.00 64.76 68.30 -3.54 72.36 41.96 15.79 65.35 230 43 Peak

Mode	86	
	Band Edge	
	U-NII-3_5.725-5.85_802.11ax HE20_CH149_Partial _5745MHz	
ANT	CDD 0+1	
Pol.	Horizontal	Fundamental
Peak	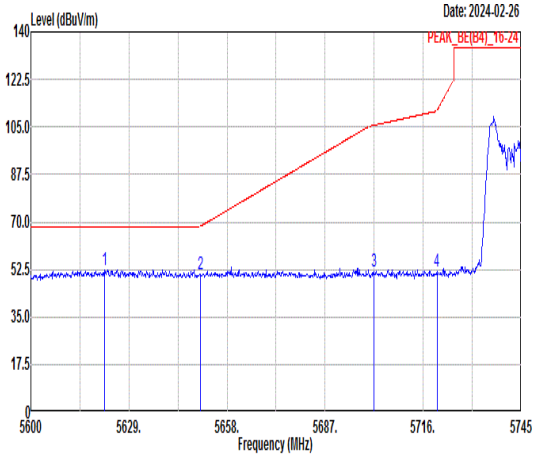 Freq Level Limit Line Margin (dB) Read Level Ant Factor Cable Loss Preamp Factor APos TPos Remark MHz dBuV/m dBuV/m dBuV dB/m dB dB cm deg 1 5621.75 52.54 68.30 -15.76 39.32 36.07 9.80 32.65 300 230 PEAK 2 5650.03 50.75 68.32 -17.57 37.44 36.11 9.86 32.66 300 230 PEAK 3 5701.36 51.93 105.58 -53.65 38.46 36.18 9.97 32.68 300 230 PEAK 4 5720.06 51.88 110.94 -59.06 38.35 36.21 10.01 32.69 300 230 PEAK	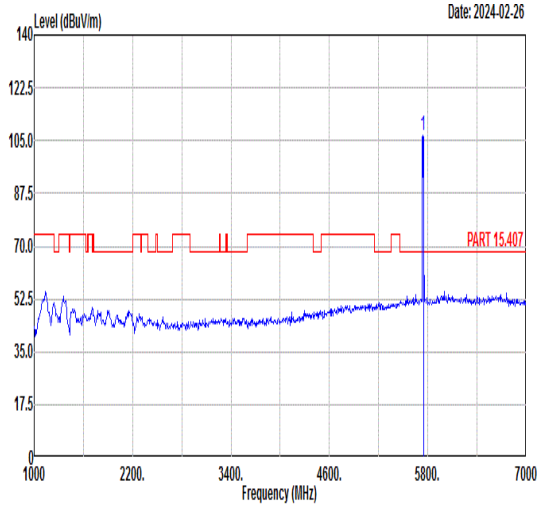 Freq Level Limit Line Margin (dB) Read Level Ant Factor Cable Loss Preamp Factor APos TPos Remark MHz dBuV/m dBuV/m dBuV dB/m dB dB cm deg 1 5745.00 106.69 ------ ------ 93.10 36.24 10.05 32.70 300 230 PEAK
Avg	Blank	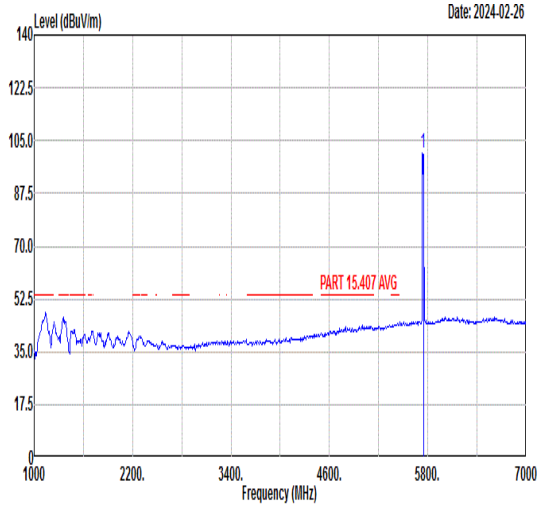 Freq Level Limit Line Margin (dB) Read Level Ant Factor Cable Loss Preamp Factor APos TPos Remark MHz dBuV/m dBuV/m dBuV dB/m dB dB cm deg 1 5745.00 100.77 ------ ------ 87.19 36.23 10.04 32.69 300 230 AVERAGE

Mode	86	
	Band Edge	
	U-NII-3_5.725-5.85_802.11ax HE20_CH149_Partial _5745MHz	
ANT	CDD 0+1	
Pol.	Vertical	Fundamental
Peak	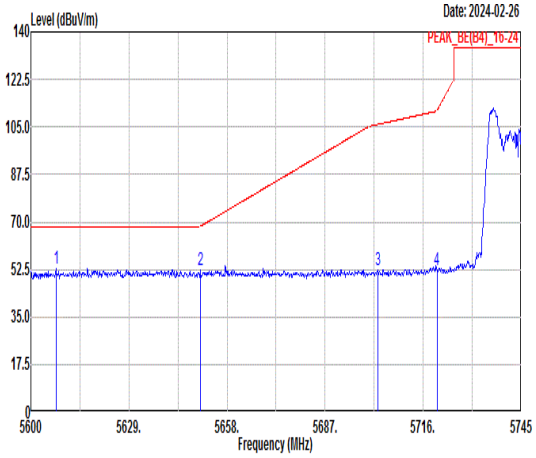 Freq Level Limit Line Margin (dB) Read Level Ant Factor Cable Loss Preamp Factor APos TPos Remark 1 5607.40 52.72 68.30 -15.58 39.54 36.05 9.77 32.64 200 269 PEAK 2 5650.03 52.19 68.32 -16.13 38.88 36.11 9.86 32.66 200 269 PEAK 3 5702.52 52.13 105.91 -53.78 38.66 36.18 9.97 32.68 200 269 PEAK 4 5720.06 52.22 110.94 -58.72 38.69 36.21 10.01 32.69 200 269 PEAK	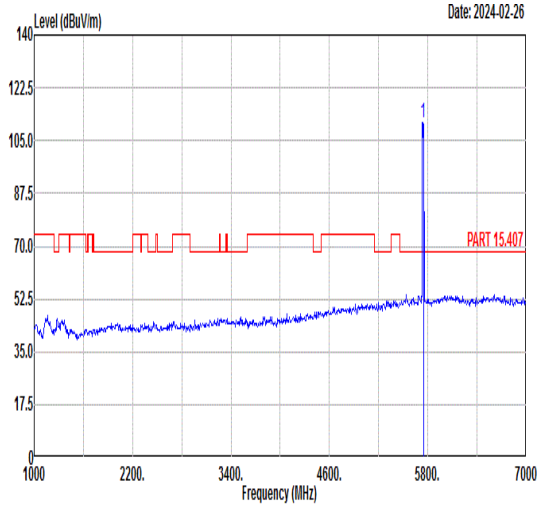 Freq Level Limit Line Margin (dB) Read Level Ant Factor Cable Loss Preamp Factor APos TPos Remark 1 5745.00 111.07 ------ ------ 97.48 36.24 10.05 32.70 200 269 PEAK
Avg	Blank	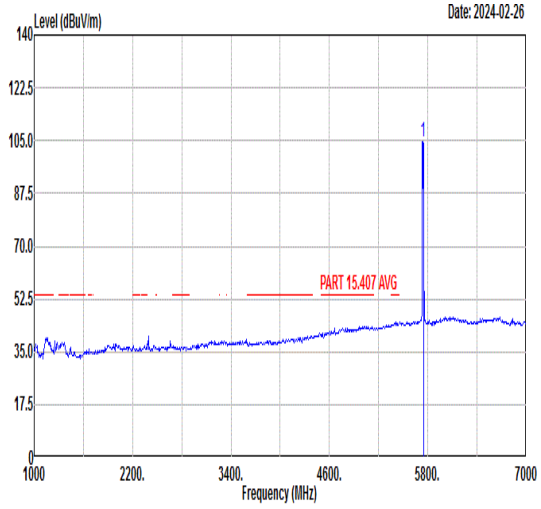 Freq Level Limit Line Margin (dB) Read Level Ant Factor Cable Loss Preamp Factor APos TPos Remark 1 5745.00 104.63 ------ ------ 91.04 36.24 10.05 32.70 200 269 AVERAGE

Mode	87	
	Band Edge	
	U-NII-3_5.725-5.85_802.11ax HE20_CH165_Partial_5825MHz	
ANT	CDD 0+1	
Pol.	Horizontal	Fundamental
Peak	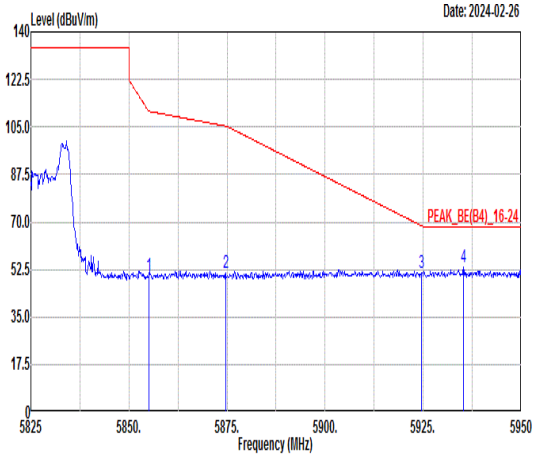 Freq Level Limit Line Margin (dB) Read Level Ant Factor Cable Loss Preamp Factor APos TPos Remark 1 5855.00 49.94 110.80 -60.86 35.99 36.40 10.29 32.74 160 0 PEAK 2 5874.63 51.22 105.30 -54.08 37.22 36.42 10.33 32.75 160 0 PEAK 3 5924.63 51.31 68.58 -17.27 37.15 36.49 10.44 32.77 160 0 PEAK 4 5935.25 53.38 68.30 -14.92 39.18 36.51 10.46 32.77 160 0 PEAK	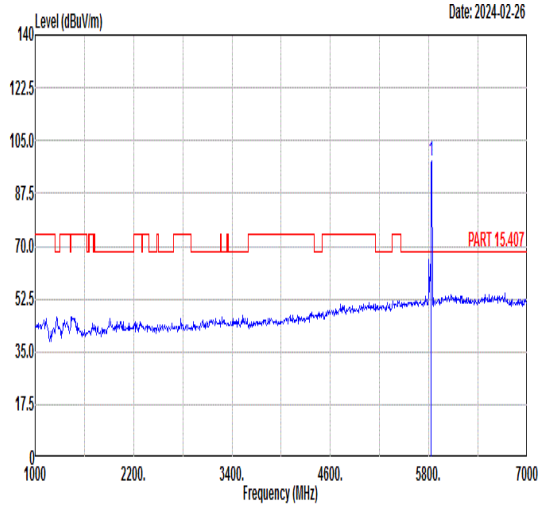 Freq Level Limit Line Margin (dB) Read Level Ant Factor Cable Loss Preamp Factor APos TPos Remark 1 5825.00 98.13 ------ ------ 84.24 36.37 10.25 32.73 160 0 PEAK
Avg	Blank	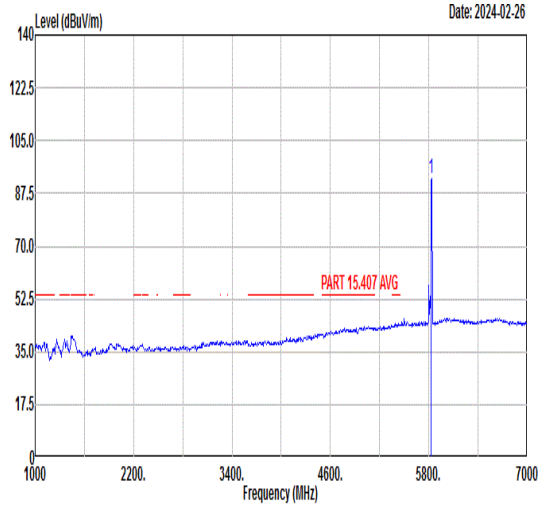 Freq Level Limit Line Margin (dB) Read Level Ant Factor Cable Loss Preamp Factor APos TPos Remark 1 5825.00 92.26 ------ ------ 78.37 36.37 10.25 32.73 160 0 AVERAGE

Mode	87	
	Band Edge	
	U-NII-3_5.725-5.85_802.11ax HE20_CH165_Partial_5825MHz	
ANT	CDD 0+1	
Pol.	Vertical	Fundamental
Peak	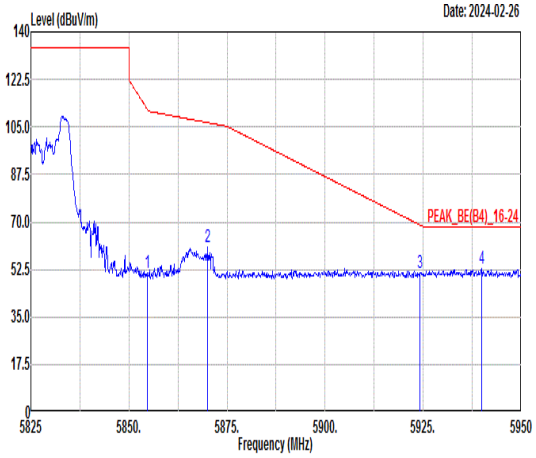 Freq Level Limit Line Margin (dB) Read Level Ant Factor Cable Loss Preamp Factor APos TPos Remark 1 5854.63 51.18 111.65 -60.47 37.23 36.40 10.29 32.74 200 312 PEAK 2 5870.00 60.52 106.60 -46.08 46.53 36.42 10.32 32.75 200 312 PEAK 3 5924.25 51.36 68.85 -17.49 37.20 36.49 10.44 32.77 200 312 PEAK 4 5939.88 53.08 68.30 -15.22 38.87 36.52 10.47 32.78 200 312 PEAK	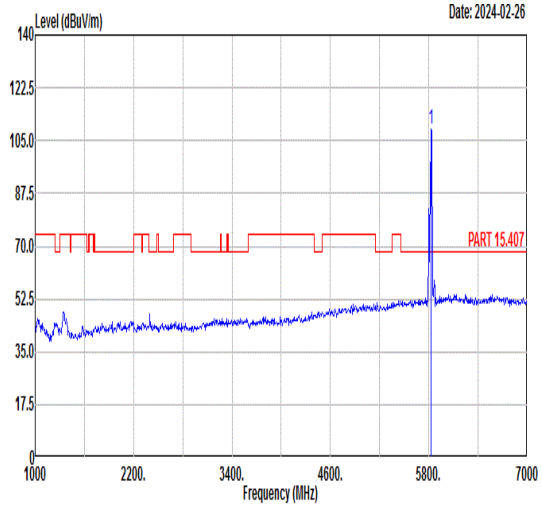 Freq Level Limit Line Margin (dB) Read Level Ant Factor Cable Loss Preamp Factor APos TPos Remark 1 5825.00 108.58 ------ ------ 94.71 36.36 10.24 32.73 200 312 PEAK
Avg	Blank	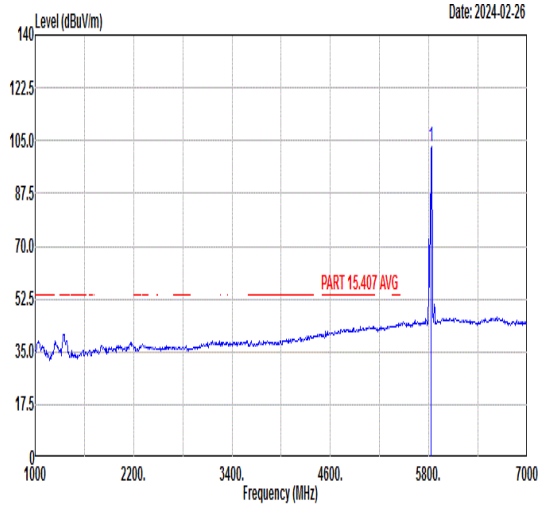 Freq Level Limit Line Margin (dB) Read Level Ant Factor Cable Loss Preamp Factor APos TPos Remark 1 5825.00 102.85 ------ ------ 88.96 36.37 10.25 32.73 200 312 AVERAGE

Mode	88	
	Band Edge	
	U-NII-3_5.725-5.85_802.11ax HE20_CH149_Partial_5745MHz	
ANT	CDD 0+1	
Pol.	Horizontal	Fundamental
Peak	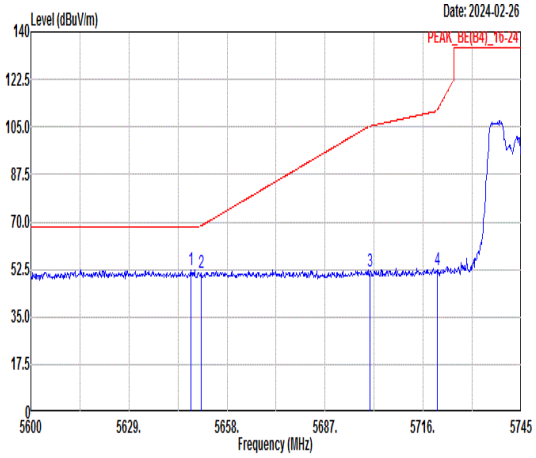 Freq Level Limit Line Margin (dB) Read Level Ant Factor Cable Loss Preamp Factor APos TPos Remark 1 5647.42 52.47 68.30 -15.83 39.16 36.11 9.86 32.66 300 230 PEAK 2 5650.32 51.14 68.53 -17.39 37.83 36.11 9.86 32.66 300 230 PEAK 3 5700.20 51.69 105.25 -53.56 38.22 36.18 9.97 32.68 300 230 PEAK 4 5720.21 52.40 111.27 -58.87 38.87 36.21 10.01 32.69 300 230 PEAK	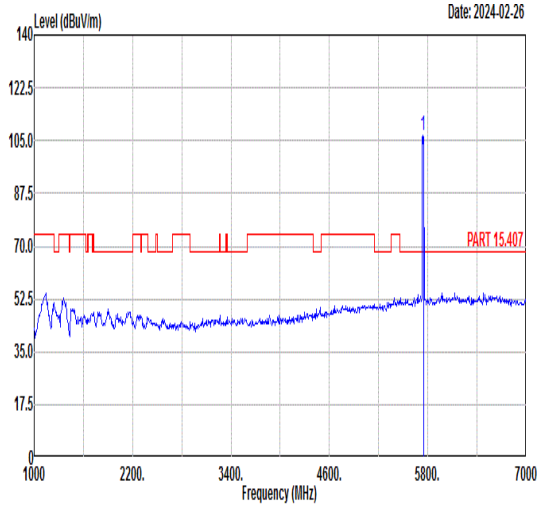 Freq Level Limit Line Margin (dB) Read Level Ant Factor Cable Loss Preamp Factor APos TPos Remark 1 5745.00 106.66 ------ ------ 93.07 36.24 10.05 32.70 300 230 PEAK
Avg	Blank	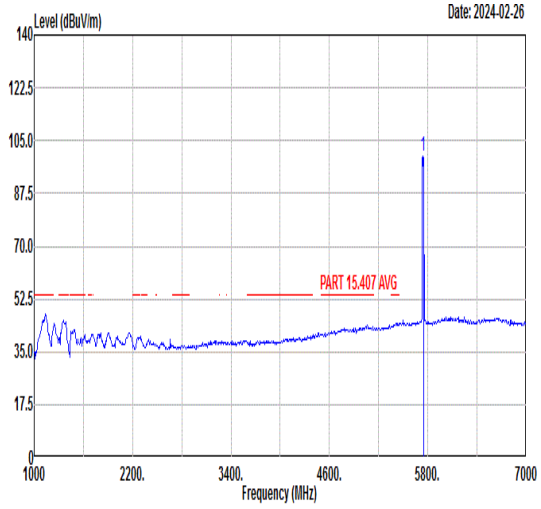 Freq Level Limit Line Margin (dB) Read Level Ant Factor Cable Loss Preamp Factor APos TPos Remark 1 5745.00 100.10 ------ ------ 86.51 36.24 10.05 32.70 300 230 AVERAGE

Mode	88	
	Band Edge	
	U-NII-3_5.725-5.85_802.11ax HE20_CH149_Partial_5745MHz	
ANT	CDD 0+1	
Pol.	Vertical	Fundamental
Peak	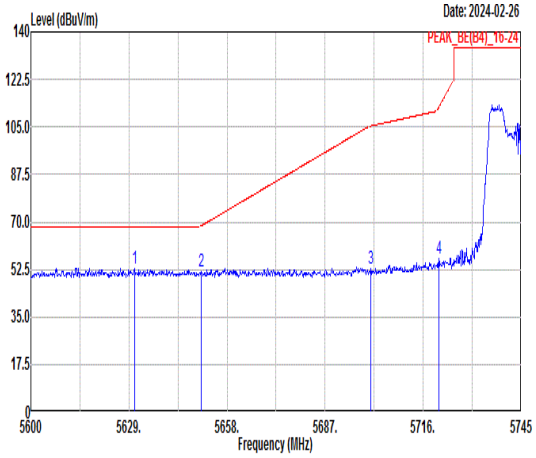 Freq Level Limit Line Margin (dB) Read Level Ant Factor Cable Loss Preamp Factor APos TPos Remark 1 5630.60 53.07 68.30 -15.23 39.82 36.08 9.82 32.65 200 269 PEAK 2 5650.32 51.54 68.53 -16.99 38.23 36.11 9.86 32.66 200 269 PEAK 3 5700.49 52.63 105.34 -52.71 39.16 36.18 9.97 32.68 200 269 PEAK 4 5720.64 56.67 112.26 -55.59 43.14 36.21 10.01 32.69 200 269 PEAK	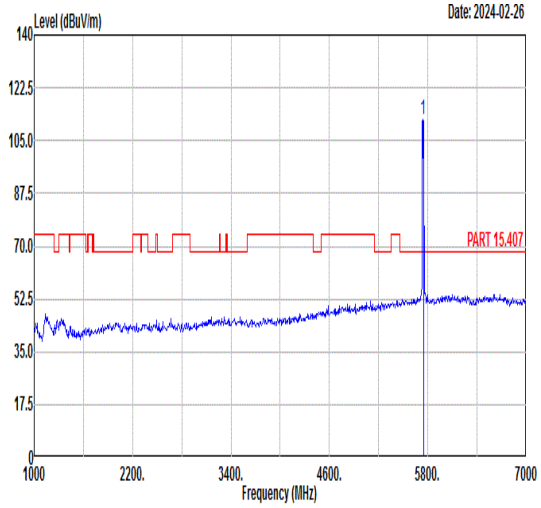 Freq Level Limit Line Margin (dB) Read Level Ant Factor Cable Loss Preamp Factor APos TPos Remark 1 5745.00 111.97 ------ ------ 98.38 36.24 10.05 32.70 200 269 PEAK
Avg	Blank	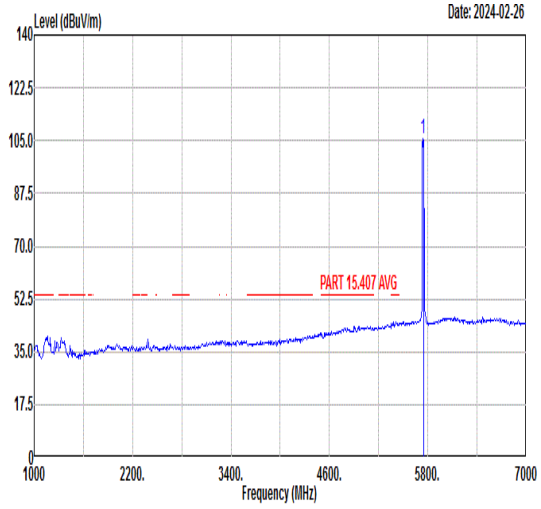 Freq Level Limit Line Margin (dB) Read Level Ant Factor Cable Loss Preamp Factor APos TPos Remark 1 5745.00 105.40 ------ ------ 91.81 36.24 10.05 32.70 200 269 AVERAGE

Mode	89
	Band Edge
	U-NII-3_5.725-5.85_802.11ax HE20_CH165_Partial_5825MHz
ANT	CDD 0+1

Pol.	Horizontal	Fundamental
Peak	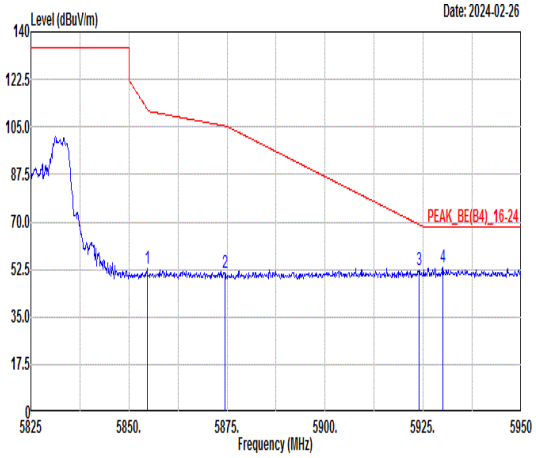 Freq Level Limit Line Margin (dB) Read Level Ant Factor Cable Loss Preamp Factor APos TPos Remark MHz dBuV/m dBuV/m dBuV dB/m dB dB cm deg 1 5854.63 52.72 111.65 -58.93 38.77 36.40 10.29 32.74 160 0 PEAK 2 5874.50 51.30 105.34 -54.04 37.30 36.42 10.33 32.75 160 0 PEAK 3 5923.88 52.06 69.13 -17.07 37.90 36.49 10.44 32.77 160 0 PEAK 4 5930.00 53.24 68.30 -15.06 39.06 36.50 10.45 32.77 160 0 PEAK	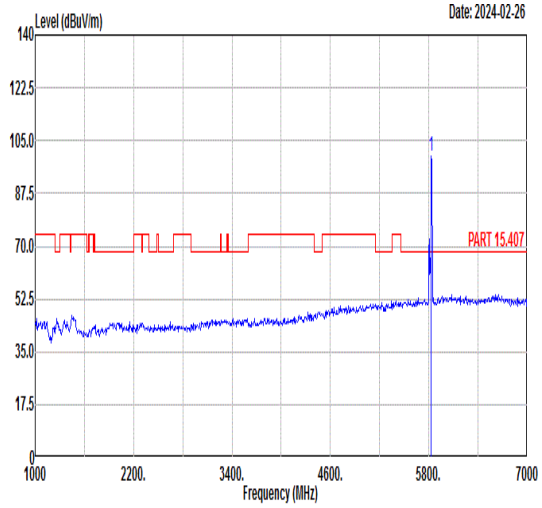 Freq Level Limit Line Margin (dB) Read Level Ant Factor Cable Loss Preamp Factor APos TPos Remark MHz dBuV/m dBuV/m dBuV dB/m dB dB cm deg 1 5825.00 99.74 ------ ------ 85.87 36.36 10.24 32.73 160 0 PEAK
Avg	Blank	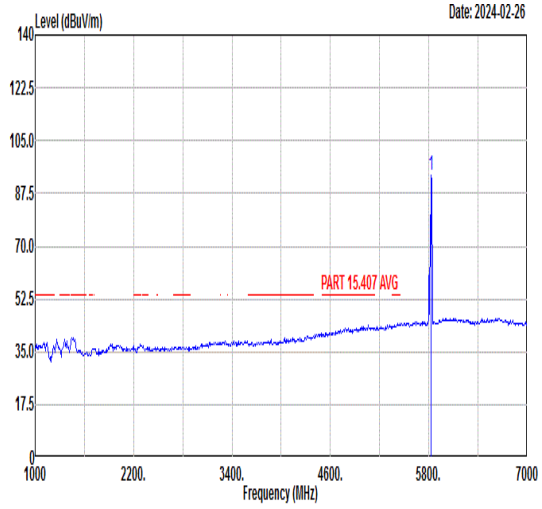 Freq Level Limit Line Margin (dB) Read Level Ant Factor Cable Loss Preamp Factor APos TPos Remark MHz dBuV/m dBuV/m dBuV dB/m dB dB cm deg 1 5825.00 93.31 ------ ------ 79.44 36.36 10.24 32.73 160 0 AVERAGE

Mode	89	
	Band Edge	
	U-NII-3_5.725-5.85_802.11ax HE20_CH165_Partial_5825MHz	
ANT	CDD 0+1	
Pol.	Vertical	Fundamental
Peak	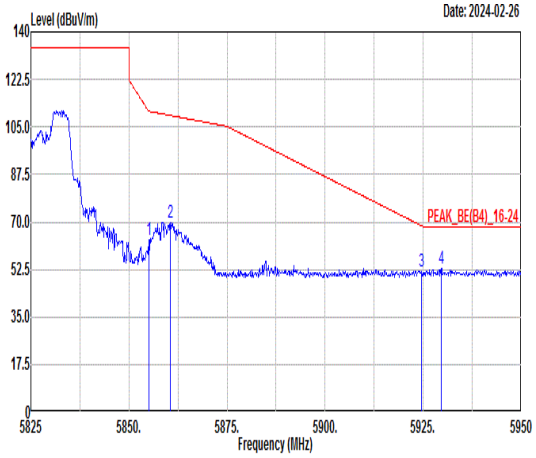 Freq Level Limit Line Margin (dB) Read Level Ant Factor Cable Loss Preamp Factor APos TPos Remark 1 5855.00 63.27 110.80 -47.53 49.32 36.40 10.29 32.74 200 312 PEAK 2 5860.63 69.95 109.22 -39.27 55.99 36.40 10.30 32.74 200 312 PEAK 3 5924.63 51.61 68.58 -16.97 37.45 36.49 10.44 32.77 200 312 PEAK 4 5929.63 52.74 68.30 -15.56 38.56 36.50 10.45 32.77 200 312 PEAK	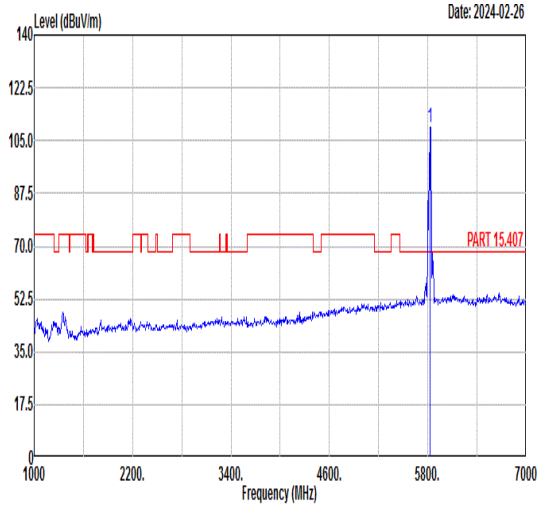 Freq Level Limit Line Margin (dB) Read Level Ant Factor Cable Loss Preamp Factor APos TPos Remark 1 5825.00 109.32 ------ ------ 95.43 36.37 10.25 32.73 200 312 PEAK
Avg	Blank	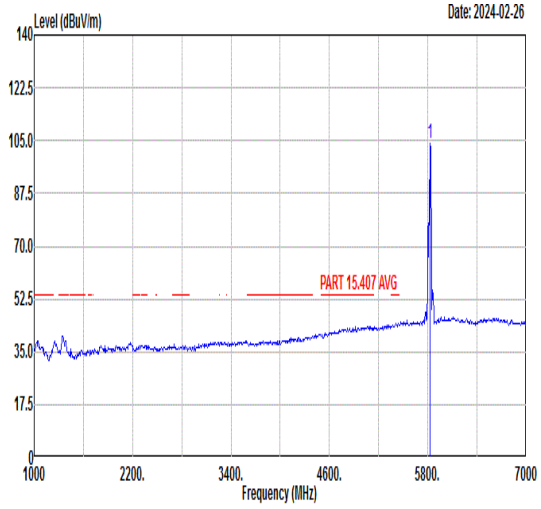 Freq Level Limit Line Margin (dB) Read Level Ant Factor Cable Loss Preamp Factor APos TPos Remark 1 5825.00 103.99 ------ ------ 90.12 36.36 10.24 32.73 200 312 AVERAGE

Mode	90	
	Band Edge	
	U-NII-3_5.725-5.85_802.11ax HE20_CH149_Partial_5745MHz	
ANT	CDD 0+1	
Pol.	Horizontal	Fundamental
Peak	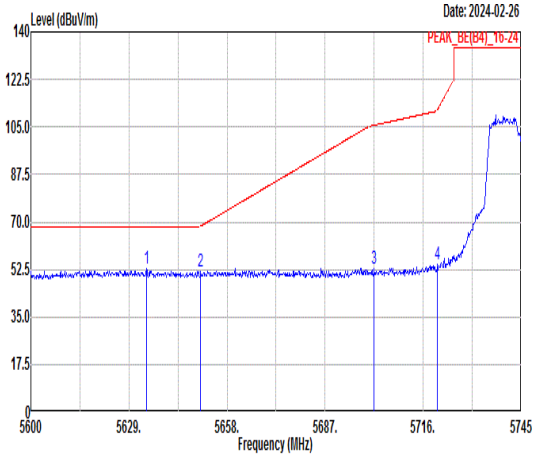 Freq Level Limit Line Margin (dB) Read Level Ant Factor Cable Loss Preamp Factor APos TPos Remark 1 5634.22 52.59 68.30 -15.71 39.32 36.09 9.83 32.65 300 230 PEAK 2 5650.17 51.54 68.43 -16.89 38.23 36.11 9.86 32.66 300 230 PEAK 3 5701.50 52.59 105.62 -53.03 39.12 36.18 9.97 32.68 300 230 PEAK 4 5720.21 54.52 111.27 -56.75 40.99 36.21 10.01 32.69 300 230 PEAK	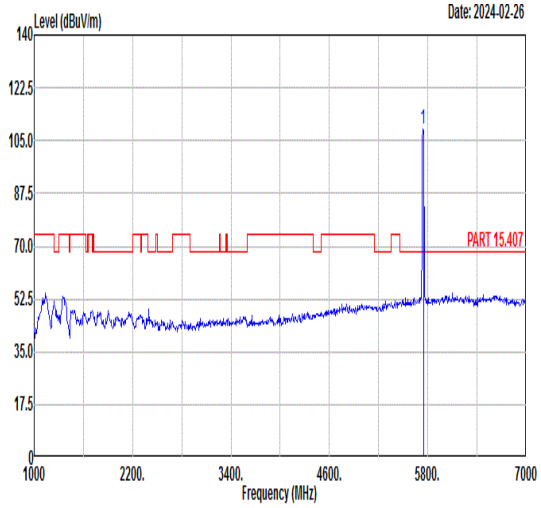 Freq Level Limit Line Margin (dB) Read Level Ant Factor Cable Loss Preamp Factor APos TPos Remark 1 5745.00 108.63 ------ ------ 95.04 36.24 10.05 32.70 300 230 PEAK
Avg	Blank	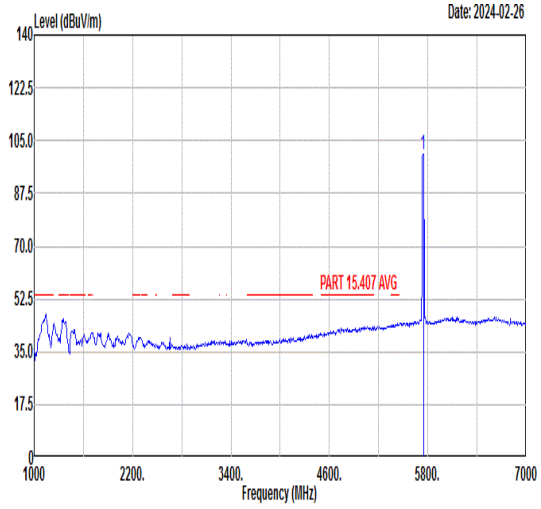 Freq Level Limit Line Margin (dB) Read Level Ant Factor Cable Loss Preamp Factor APos TPos Remark 1 5745.00 100.24 ------ ------ 86.65 36.24 10.05 32.70 300 230 AVERAGE

Mode	90	
	Band Edge	
	U-NII-3_5.725-5.85_802.11ax HE20_CH149_Partial_5745MHz	
ANT	CDD 0+1	
Pol.	Vertical	Fundamental
Peak	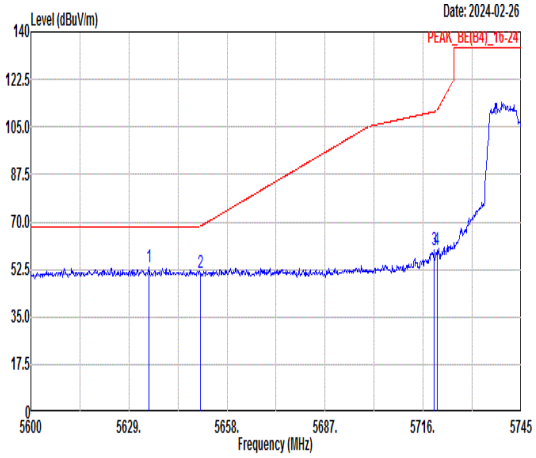 Freq Level Limit Line Margin (dB) Read Level Ant Factor Cable Loss Preamp Factor APos TPos Remark 1 5634.80 53.14 68.30 -15.16 39.87 36.09 9.83 32.65 200 269 PEAK 2 5650.03 51.26 68.32 -17.06 37.95 36.11 9.86 32.66 200 269 PEAK 3 5719.19 59.95 110.57 -50.62 46.42 36.21 10.01 32.69 200 269 PEAK 4 5720.06 59.78 110.94 -51.16 46.25 36.21 10.01 32.69 200 269 PEAK	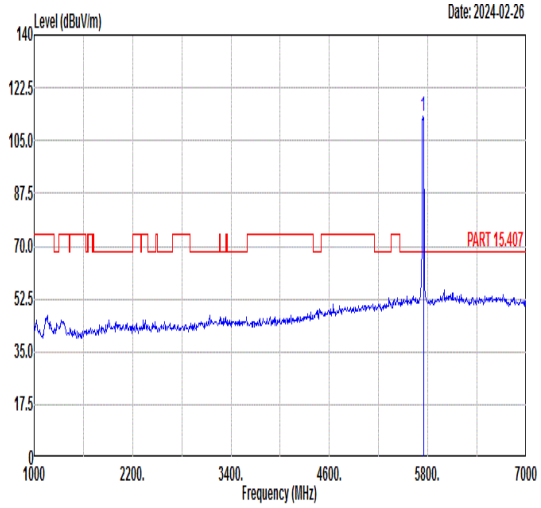 Freq Level Limit Line Margin (dB) Read Level Ant Factor Cable Loss Preamp Factor APos TPos Remark 1 5745.00 113.09 ------ ------ 99.50 36.24 10.05 32.70 200 269 PEAK
Avg	Blank	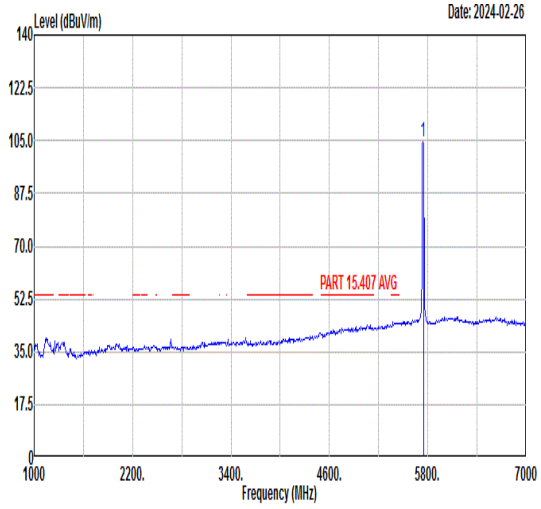 Freq Level Limit Line Margin (dB) Read Level Ant Factor Cable Loss Preamp Factor APos TPos Remark 1 5745.00 104.73 ------ ------ 91.14 36.24 10.05 32.70 200 269 AVERAGE

Mode	91	
	Band Edge	
	U-NII-3_5.725-5.85_802.11ax HE20_CH165_Partial_5825MHz	
ANT	CDD 0+1	
Pol.	Horizontal	Fundamental
Peak	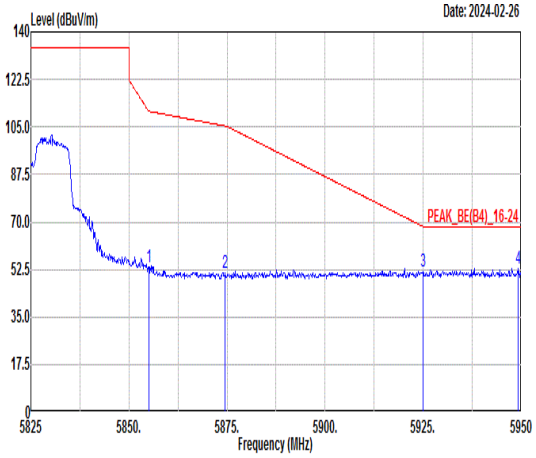 Freq Level Limit Line Margin (dB) Read Level Ant Factor Cable Loss Preamp Factor APos TPos Remark 1 5855.00 53.60 110.80 -57.20 39.65 36.40 10.29 32.74 160 0 PEAK 2 5874.50 51.47 105.34 -53.87 37.47 36.42 10.33 32.75 160 0 PEAK 3 5925.00 51.64 68.30 -16.66 37.48 36.49 10.44 32.77 160 0 PEAK 4 5949.13 53.06 68.30 -15.24 38.82 36.53 10.49 32.78 160 0 PEAK	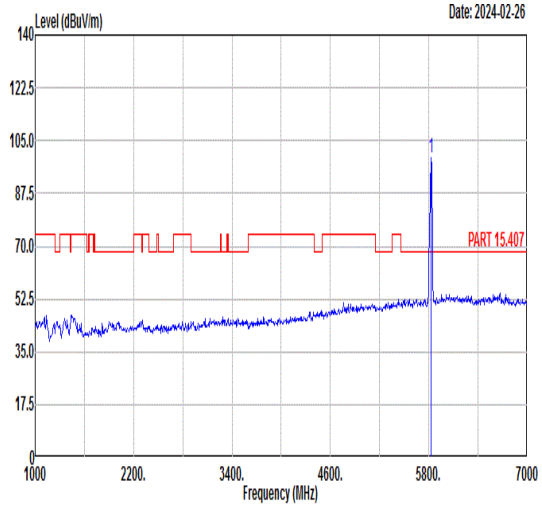 Freq Level Limit Line Margin (dB) Read Level Ant Factor Cable Loss Preamp Factor APos TPos Remark 1 5825.00 99.34 ------ ------ 85.47 36.36 10.24 32.73 160 0 PEAK
Avg	Blank	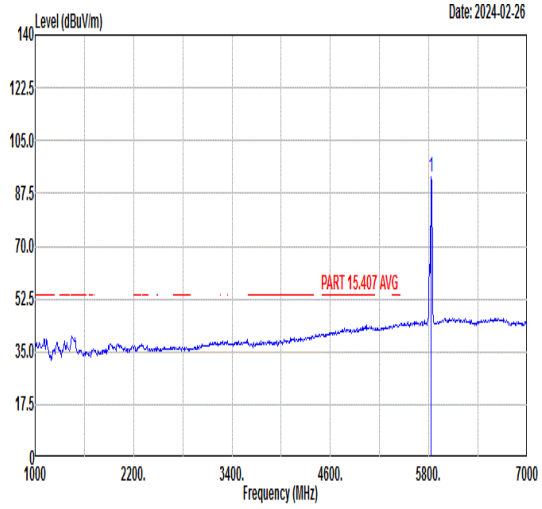 Freq Level Limit Line Margin (dB) Read Level Ant Factor Cable Loss Preamp Factor APos TPos Remark 1 5825.00 92.75 ------ ------ 78.88 36.36 10.24 32.73 160 0 AVERAGE

Mode	91	
	Band Edge	
	U-NII-3_5.725-5.85_802.11ax HE20_CH165_Partial_5825MHz	
ANT	CDD 0+1	
Pol.	Vertical	Fundamental
Peak	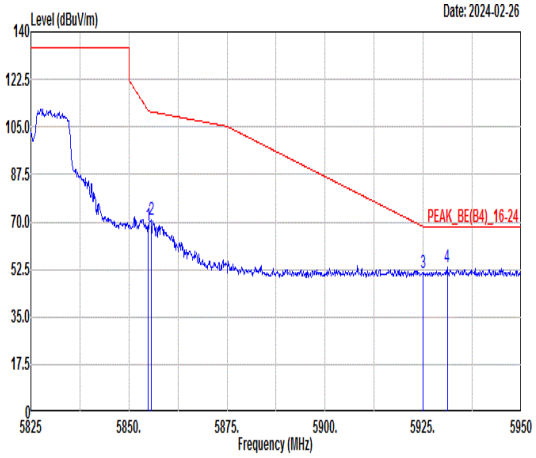 Freq Level Limit Line Margin (dB) Read Level Ant Factor Cable Loss Preamp Factor APos TPos Remark MHz dBuV/m dBuV/m dBuV dB/m dB dB cm deg 1 5854.88 68.69 111.08 -42.39 54.74 36.40 10.29 32.74 200 312 PEAK 2 5855.75 70.97 110.59 -39.62 57.02 36.40 10.29 32.74 200 312 PEAK 3 5925.00 51.47 68.30 -16.83 37.31 36.49 10.44 32.77 200 312 PEAK 4 5931.13 53.12 68.30 -15.18 38.94 36.50 10.45 32.77 200 312 PEAK	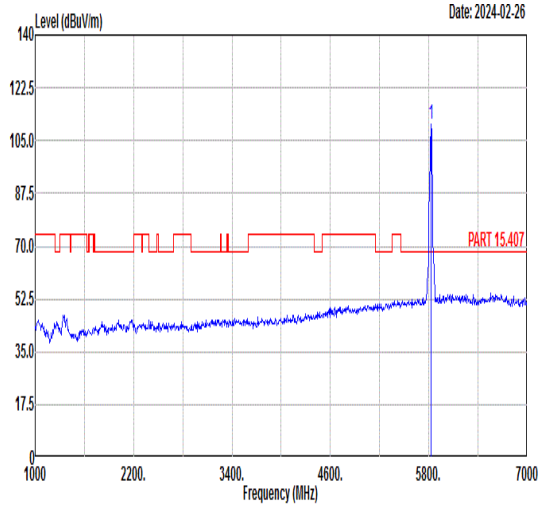 Freq Level Limit Line Margin (dB) Read Level Ant Factor Cable Loss Preamp Factor APos TPos Remark MHz dBuV/m dBuV/m dBuV dB/m dB dB cm deg 1 5825.00 110.32 ------ ------ 96.45 36.36 10.24 32.73 200 312 PEAK
Avg	Blank	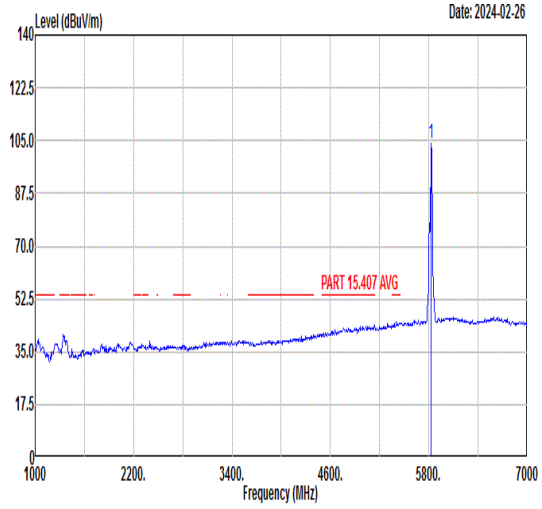 Freq Level Limit Line Margin (dB) Read Level Ant Factor Cable Loss Preamp Factor APos TPos Remark MHz dBuV/m dBuV/m dBuV dB/m dB dB cm deg 1 5825.00 103.87 ------ ------ 90.00 36.36 10.24 32.73 200 312 AVERAGE

Mode	92	
	Band Edge	
	U-NII-3_5.725-5.85_802.11ac VHT20_CH149_5745MHz	
ANT	CDD 0+1	
Pol.	Horizontal	Fundamental
Peak	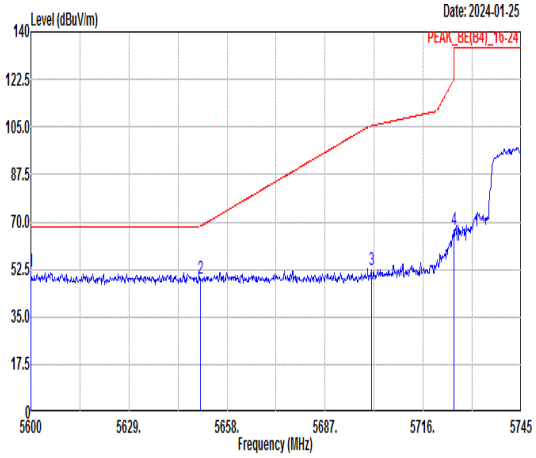 Freq Level Limit Line Margin Read Level Ant Factor Cable Loss Preamp Factor APos TPos Remark MHz dBuV/m dBuV/m dB dBuV dB/m dB dB cm deg 1 5600.00 51.56 68.30 -16.74 38.40 36.04 9.76 32.64 300 260 PEAK 2 5650.17 49.03 68.43 -19.40 35.72 36.11 9.86 32.66 300 260 PEAK 3 5700.63 52.49 105.38 -52.89 39.02 36.18 9.97 32.68 300 260 PEAK 4 5724.99 67.34 122.18 -54.84 53.80 36.21 10.02 32.69 300 260 PEAK	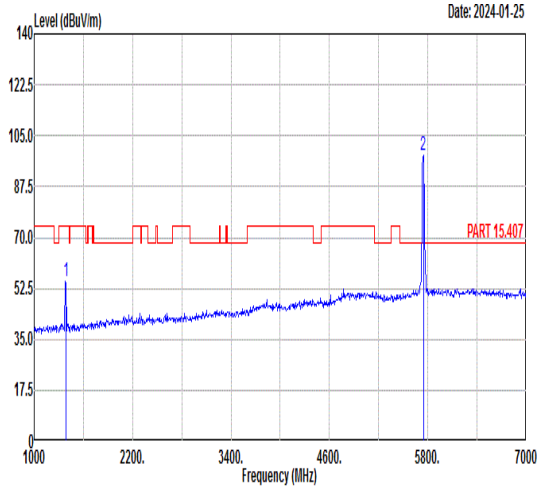 Freq Level Limit Line Margin Read Level Ant Factor Cable Loss Preamp Factor APos TPos Remark MHz dBuV/m dBuV/m dB dBuV dB/m dB dB cm deg 1 1386.00 55.17 74.00 -18.83 56.55 29.42 4.13 34.93 300 260 PEAK 2 5745.00 98.24 ------ ------ 84.61 36.25 10.08 32.70 300 260 PEAK
Avg	Blank	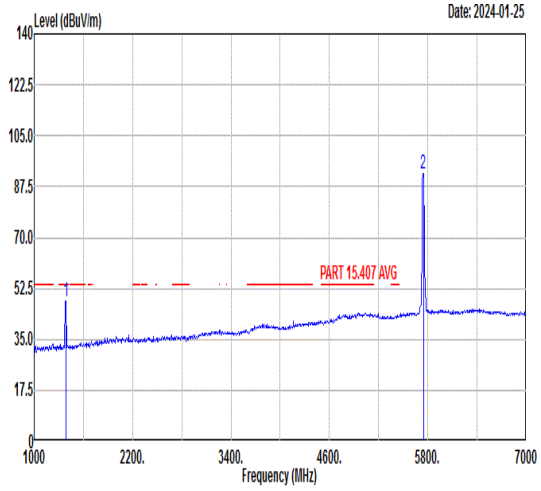 Freq Level Limit Line Margin Read Level Ant Factor Cable Loss Preamp Factor APos TPos Remark MHz dBuV/m dBuV/m dB dBuV dB/m dB dB cm deg 1 1386.00 47.98 54.00 -6.02 49.36 29.42 4.13 34.93 300 260 AVERAGE 2 5745.00 91.98 ------ ------ 78.38 36.24 10.06 32.70 300 260 AVERAGE

Mode	92	
	Band Edge	
	U-NII-3_5.725-5.85_802.11ac VHT20_CH149_5745MHz	
ANT	CDD 0+1	
Pol.	Vertical	Fundamental
Peak	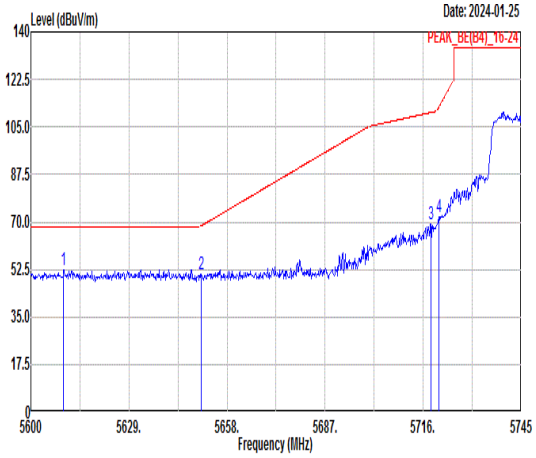 Freq Level Limit Line Margin Read Level Ant Factor Cable Loss Preamp Factor APos TPos Remark MHz dBuV/m dBuV/m dB dBuV dB/m dB dB cm deg 1 5609.72 52.35 68.30 -15.95 39.16 36.05 9.78 32.64 271 74 PEAK 2 5650.32 50.78 68.53 -17.75 37.47 36.11 9.86 32.66 271 74 PEAK 3 5718.32 69.47 110.33 -40.86 55.95 36.21 10.00 32.69 271 74 PEAK 4 5720.64 71.91 112.26 -40.35 58.38 36.21 10.01 32.69 271 74 PEAK	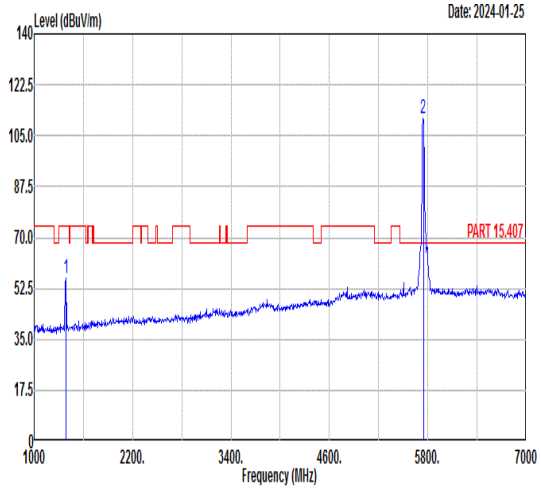 Freq Level Limit Line Margin Read Level Ant Factor Cable Loss Preamp Factor APos TPos Remark MHz dBuV/m dBuV/m dB dBuV dB/m dB dB cm deg 1 1386.00 55.79 74.00 -18.21 57.17 29.42 4.13 34.93 271 74 PEAK 2 5745.00 111.15 ------ ------ 97.56 36.24 10.05 32.70 271 74 PEAK
Avg	Blank	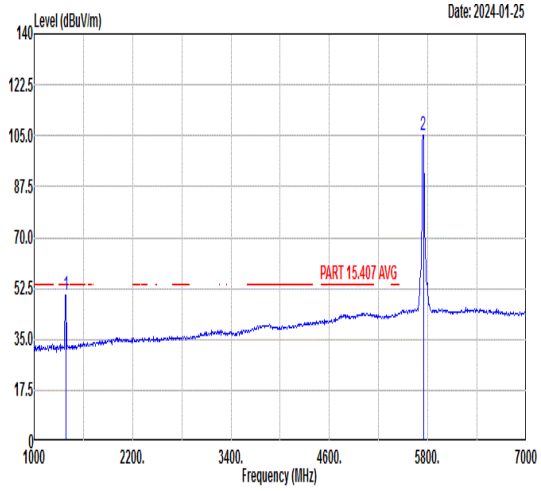 Freq Level Limit Line Margin Read Level Ant Factor Cable Loss Preamp Factor APos TPos Remark MHz dBuV/m dBuV/m dB dBuV dB/m dB dB cm deg 1 1386.00 50.42 54.00 -3.58 51.80 29.42 4.13 34.93 271 74 AVERAGE 2 5745.00 105.01 ------ ------ 91.41 36.24 10.06 32.70 271 74 AVERAGE

Mode	92	
	Harmonic	
	U-NII-3_5.725-5.85_802.11ac VHT20_CH149_5745MHz	
ANT	CDD 0+1	
Pol.	Horizontal	Vertical
Peak Avg	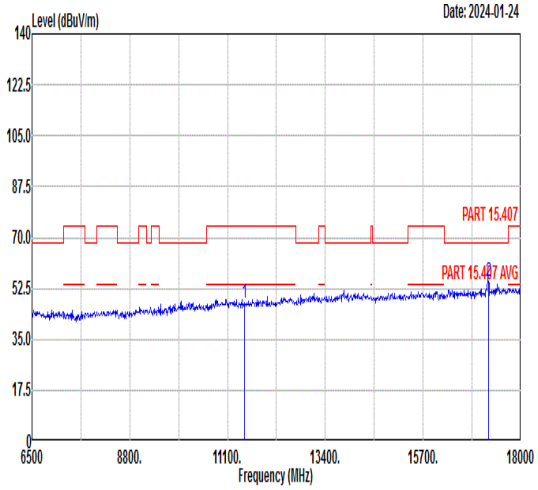 Freq Level Limit Line Margin Read Level Ant Factor Cable Loss Preamp Factor APos TPos Remark MHz dBuV/m dBuV/m dB dBuV dB/m dB dB cm deg 1 11490.00 47.62 74.00 -26.38 58.99 39.20 12.87 63.44 --- --- Peak 2 17235.00 55.00 68.30 -13.30 62.72 41.86 15.72 65.30 --- --- Peak	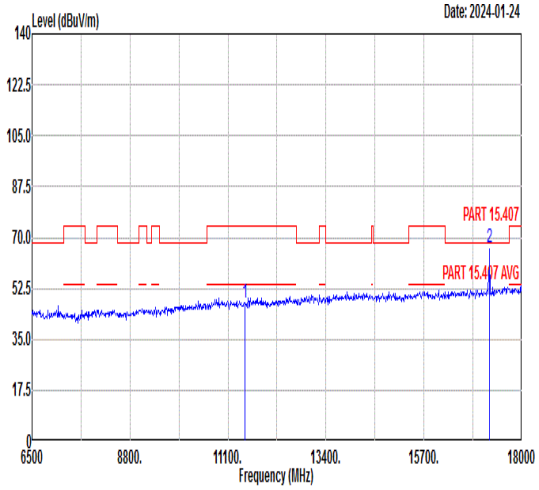 Freq Level Limit Line Margin Read Level Ant Factor Cable Loss Preamp Factor APos TPos Remark MHz dBuV/m dBuV/m dB dBuV dB/m dB dB cm deg 1 11490.00 47.59 74.00 -26.41 58.96 39.20 12.87 63.44 --- --- Peak 2 17235.00 66.52 68.30 -1.78 74.24 41.86 15.72 65.30 165 262 Peak

Mode	93	
	Harmonic	
	U-NII-3_5.725-5.85_802.11ac VHT20_CH157_5785MHz	
ANT	CDD 0+1	
Pol.	Horizontal	Vertical
Peak Avg	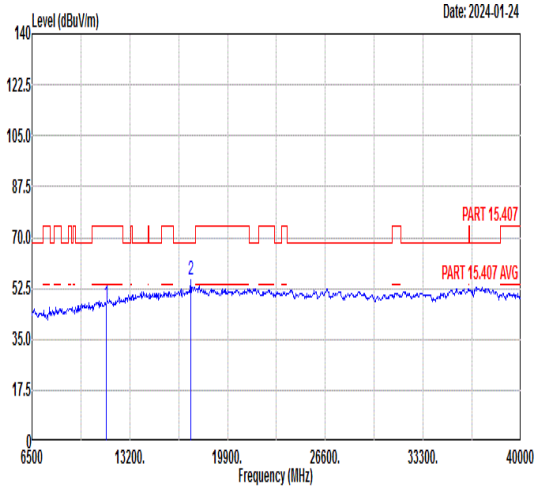 Freq Level Limit Line Margin Read Level Ant Factor Cable Loss Preamp Factor APos TPos Remark MHz dBuV/m dBuV/m dB dBuV dB/m dB dB cm deg 1 11570.00 47.18 74.00 -26.82 58.47 39.23 12.93 63.45 --- --- Peak 2 17355.00 55.55 68.30 -12.75 63.11 41.99 15.81 65.36 --- --- Peak	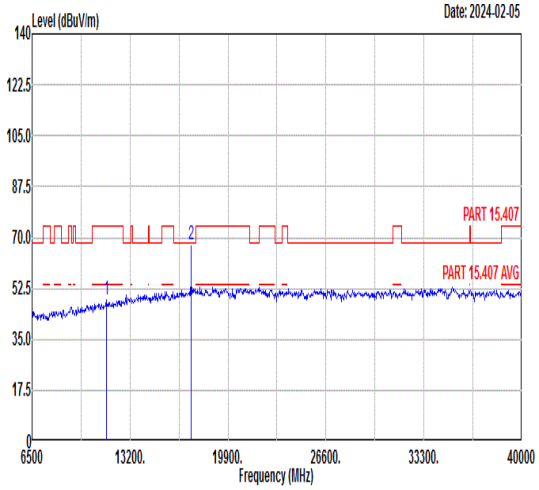 Freq Level Limit Line Margin Read Level Ant Factor Cable Loss Preamp Factor APos TPos Remark MHz dBuV/m dBuV/m dB dBuV dB/m dB dB cm deg 1 11570.00 48.63 74.00 -25.37 59.92 39.23 12.93 63.45 --- --- Peak 2 17355.00 67.82 68.30 -0.48 75.38 41.99 15.81 65.36 255 194 Peak

Mode	94
	Band Edge - L
	U-NII-3_5.725-5.85_802.11ac VHT20_CH165_5825MHz
ANT	CDD 0+1

Pol.	Horizontal	Fundamental
Peak	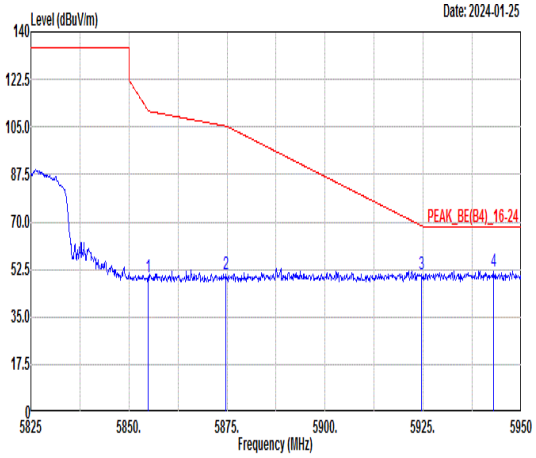 Freq Level Limit Line Margin Read Level Ant Factor Cable Loss Preamp Factor APos TPos Remark MHz dBuV/m dBuV/m dB dBuV dB/m dB dB cm deg 1 5854.88 49.44 111.08 -61.64 35.49 36.40 10.29 32.74 200 343 PEAK 2 5874.75 50.87 105.27 -54.40 36.87 36.42 10.33 32.75 200 343 PEAK 3 5924.63 50.48 68.58 -18.10 36.32 36.49 10.44 32.77 200 343 PEAK 4 5942.88 51.76 68.30 -16.54 37.54 36.52 10.48 32.78 200 343 PEAK	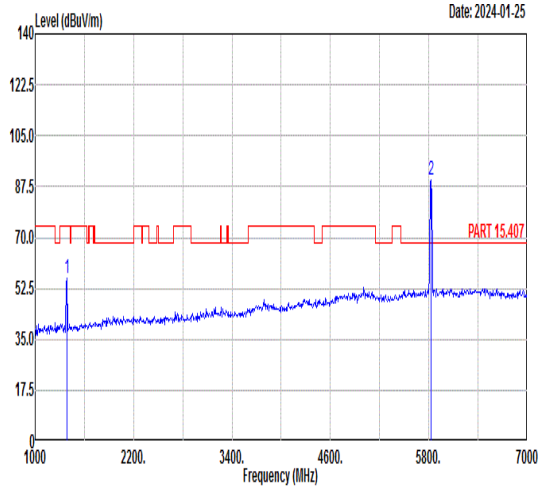 Freq Level Limit Line Margin Read Level Ant Factor Cable Loss Preamp Factor APos TPos Remark MHz dBuV/m dBuV/m dB dBuV dB/m dB dB cm deg 1 1386.00 56.17 74.00 -17.83 57.55 29.42 4.13 34.93 200 343 PEAK 2 5825.00 89.70 ------ ------ 75.83 36.36 10.24 32.73 200 343 PEAK
Avg	Blank	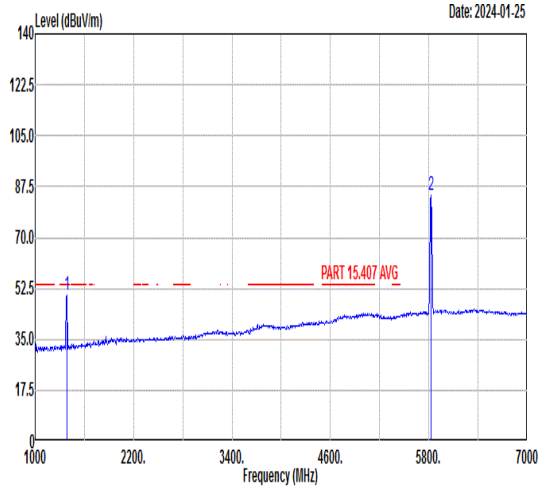 Freq Level Limit Line Margin Read Level Ant Factor Cable Loss Preamp Factor APos TPos Remark MHz dBuV/m dBuV/m dB dBuV dB/m dB dB cm deg 1 1386.00 49.93 54.00 -4.07 51.31 29.42 4.13 34.93 200 343 AVERAGE 2 5825.00 84.39 ------ ------ 70.54 36.35 10.23 32.73 200 343 AVERAGE

Mode	94	
	Band Edge - L	
	U-NII-3_5.725-5.85_802.11ac VHT20_CH165_5825MHz	
ANT	CDD 0+1	
Pol.	Vertical	Fundamental
Peak	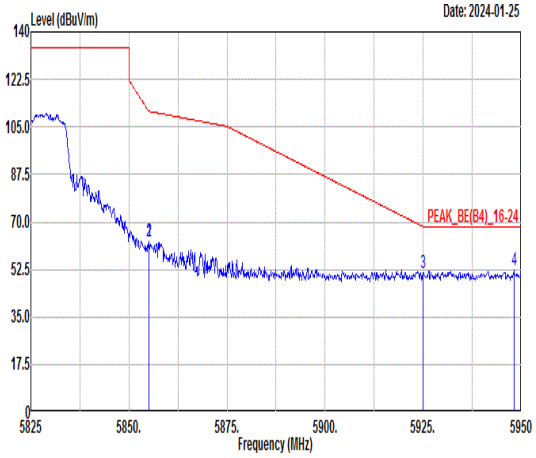 Freq Level Limit Line Margin Read Level Ant Factor Cable Loss Preamp Factor APos TPos Remark MHz dBuV/m dBuV/m dB dBuV dB/m dB dB cm deg 1 5855.00 63.13 110.80 -47.67 49.18 36.40 10.29 32.74 258 71 PEAK 2 5855.00 63.13 110.80 -47.67 49.18 36.40 10.29 32.74 258 71 PEAK 3 5925.00 51.25 68.30 -17.05 37.09 36.49 10.44 32.77 258 71 PEAK 4 5948.13 52.11 68.30 -16.19 37.87 36.53 10.49 32.78 258 71 PEAK	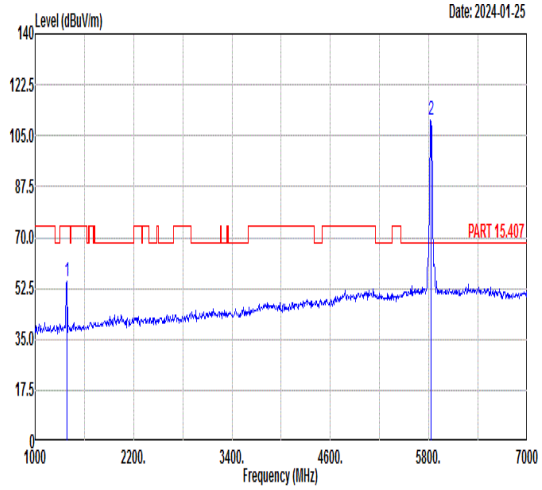 Freq Level Limit Line Margin Read Level Ant Factor Cable Loss Preamp Factor APos TPos Remark MHz dBuV/m dBuV/m dB dBuV dB/m dB dB cm deg 1 1386.00 55.20 74.00 -18.80 56.58 29.42 4.13 34.93 258 71 PEAK 2 5825.00 110.20 ------ ------ 96.37 36.35 10.21 32.73 258 71 PEAK
Avg	Blank	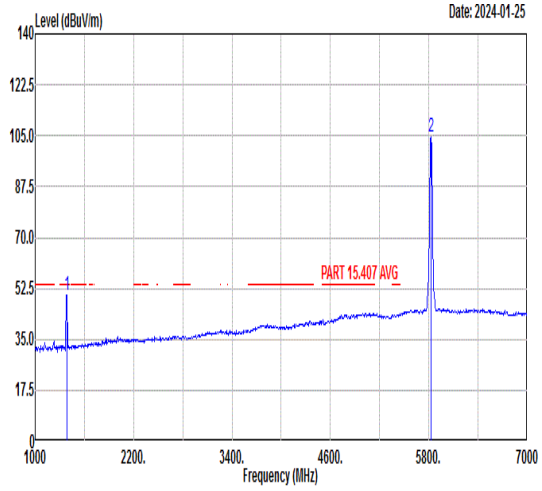 Freq Level Limit Line Margin Read Level Ant Factor Cable Loss Preamp Factor APos TPos Remark MHz dBuV/m dBuV/m dB dBuV dB/m dB dB cm deg 1 1386.00 50.39 54.00 -3.61 51.77 29.42 4.13 34.93 258 71 AVERAGE 2 5825.00 104.74 ------ ------ 90.89 36.35 10.23 32.73 258 71 AVERAGE

Mode	94	
	Harmonic	
	U-NII-3_5.725-5.85_802.11ac VHT20_CH165_5825MHz	
ANT	CDD 0+1	
Pol.	Horizontal	Vertical
Peak Avg	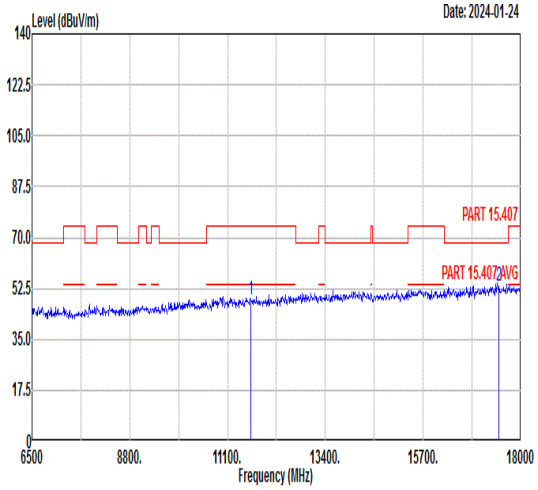 Freq Level Limit Line Margin Read Level Ant Factor Cable Loss Preamp Factor APos TPos Remark MHz dBuV/m dBuV/m dB dBuV dB/m dB dB cm deg 1 11650.00 48.51 74.00 -25.49 59.71 39.26 12.99 63.45 --- --- Peak 2 17475.00 53.16 68.30 -15.14 60.57 42.12 15.90 65.43 --- --- Peak	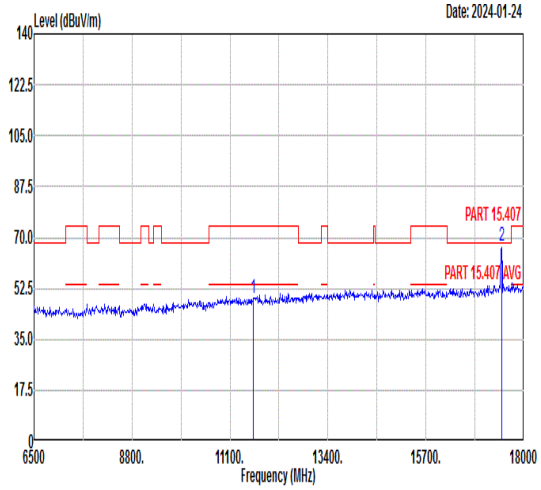 Freq Level Limit Line Margin Read Level Ant Factor Cable Loss Preamp Factor APos TPos Remark MHz dBuV/m dBuV/m dB dBuV dB/m dB dB cm deg 1 11650.00 49.12 74.00 -24.88 60.32 39.26 12.99 63.45 --- --- Peak 2 17475.00 67.17 68.30 -1.13 74.58 42.12 15.90 65.43 229 194 Peak

Mode	95	
	Band Edge - L	
	U-NII-3_5.725-5.85_802.11ac VHT40_CH151_5755MHz	
ANT	CDD 0+1	
Pol.	Horizontal	Fundamental
Peak	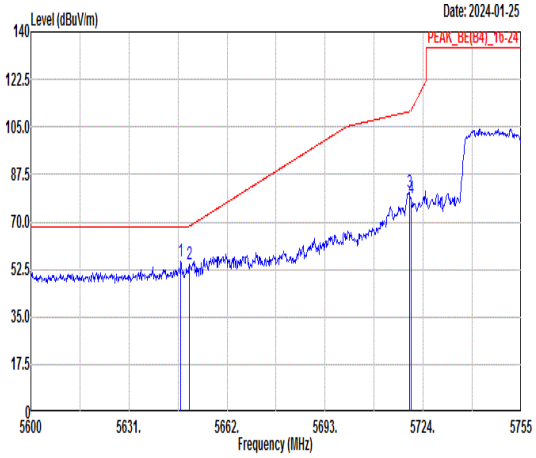 Freq Level Limit Line Margin Read Level Ant Factor Cable Loss Preamp Factor APos TPos Remark MHz dBuV/m dBuV/m dB dBuV dB/m dB dB cm deg 1 5647.43 55.28 68.30 -13.02 41.97 36.11 9.86 32.66 280 102 PEAK 2 5650.07 54.33 68.35 -14.02 41.02 36.11 9.86 32.66 280 102 PEAK 3 5719.66 81.04 ------ ------ 67.51 36.21 10.01 32.69 280 102 PEAK 4 5720.13 78.90 111.09 -32.19 65.37 36.21 10.01 32.69 280 102 PEAK	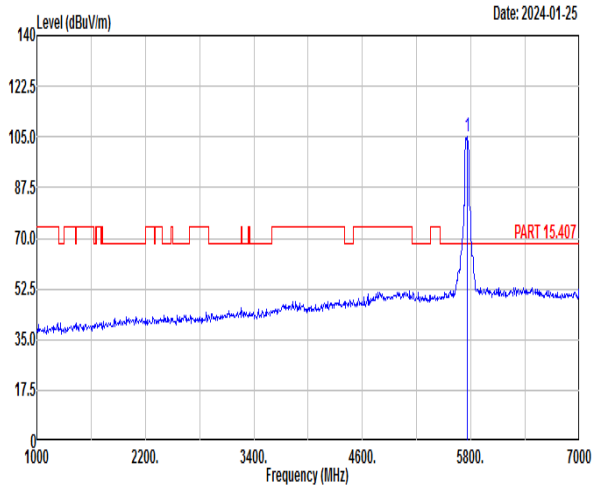 Freq Level Limit Line Margin (dB) Read Level Ant Factor Cable Loss Preamp Factor APos TPos Remark MHz dBuV/m dBuV/m dBuV dB/m dB dB cm deg 1 5755.00 105.06 ------ ------ 91.41 36.26 10.09 32.70 280 102 PEAK
Avg	Blank	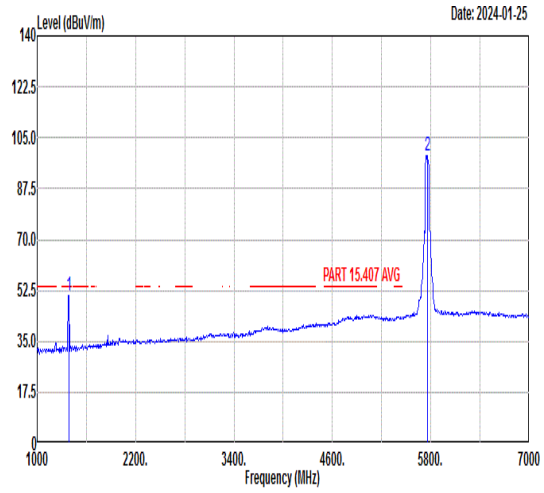 Freq Level Limit Line Margin Read Level Ant Factor Cable Loss Preamp Factor APos TPos Remark MHz dBuV/m dBuV/m dB dBuV dB/m dB dB cm deg 1 1386.00 50.82 54.00 -3.18 52.20 29.42 4.13 34.93 280 102 AVERAGE 2 5755.00 98.79 ------ ------ 85.14 36.26 10.09 32.70 280 102 AVERAGE

Mode	95	
	Band Edge - R	
	U-NII-3_5.725-5.85_802.11ac VHT40_CH151_5755MHz	
ANT	CDD 0+1	
Pol.	Horizontal	Fundamental
Peak	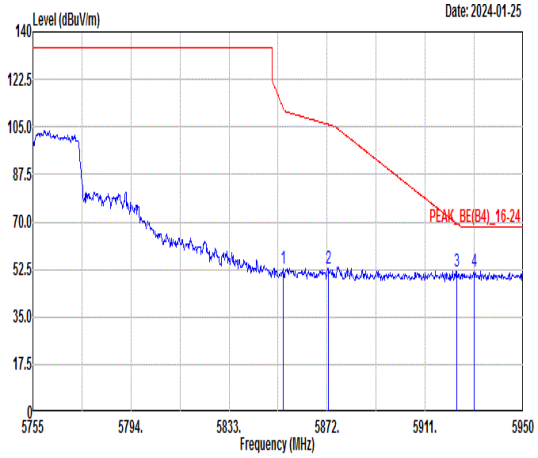 Freq Level Limit Line Margin Read Level Ant Factor Cable Loss Preamp Factor APos TPos Remark MHz dBuV/m dBuV/m dB dBuV dB/m dB dB cm deg 1 5854.65 52.96 111.61 -58.65 39.01 36.40 10.29 32.74 280 102 PEAK 2 5872.39 53.09 105.93 -52.84 39.09 36.42 10.33 32.75 280 102 PEAK 3 5923.48 52.01 69.42 -17.41 37.85 36.49 10.44 32.77 280 102 PEAK 4 5930.50 51.93 68.30 -16.37 37.75 36.50 10.45 32.77 280 102 PEAK	Blank

Mode	95
	Band Edge - L
	U-NII-3_5.725-5.85_802.11ac VHT40_CH151_5755MHz
ANT	CDD 0+1

Pol. — Vertical

Peak

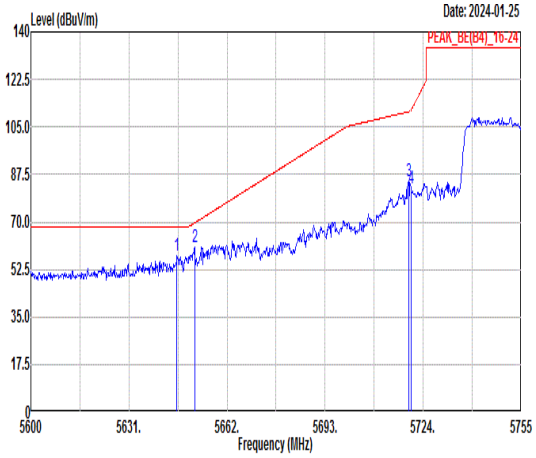

	Freq	Level	Limit Line	Margin	Read Level	Ant Factor	Cable Loss	Preamp Factor	APos	TPos	Remark
	MHz	dBuV/m	dBuV/m	dB	dBuV	dB/m	dB	dB	cm	deg	
1	5646.19	57.44	68.30	-10.86	44.15	36.10	9.85	32.66	243	73	PEAK
2	5651.77	60.71	69.61	-8.90	47.40	36.11	9.86	32.66	243	73	PEAK
3	5719.51	84.90	------	------	71.37	36.21	10.01	32.69	243	73	PEAK
4	5720.13	82.16	------	------	68.63	36.21	10.01	32.69	243	73	PEAK

Pol. — Fundamental

Peak

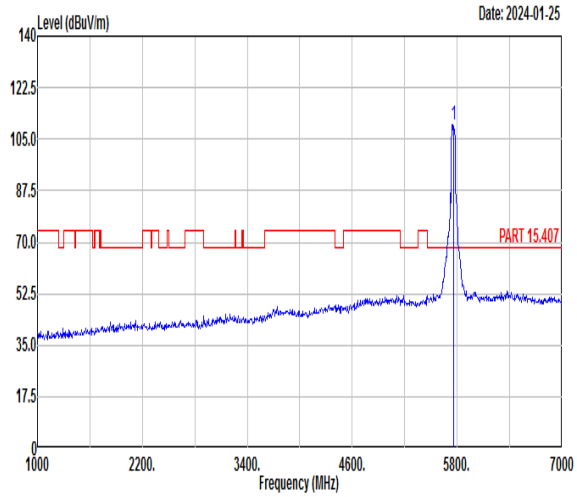

	Freq	Level	Limit Line	Margin (dB)	Read Level	Ant Factor	Cable Loss	Preamp Factor	APos	TPos	Remark
	MHz	dBuV/m	dBuV/m		dBuV	dB/m	dB	dB	cm	deg	
1	5755.00	109.98	------	------	96.39	36.24	10.05	32.70	243	73	PEAK

Pol. — Vertical

Avg

Blank

Pol. — Fundamental

Avg

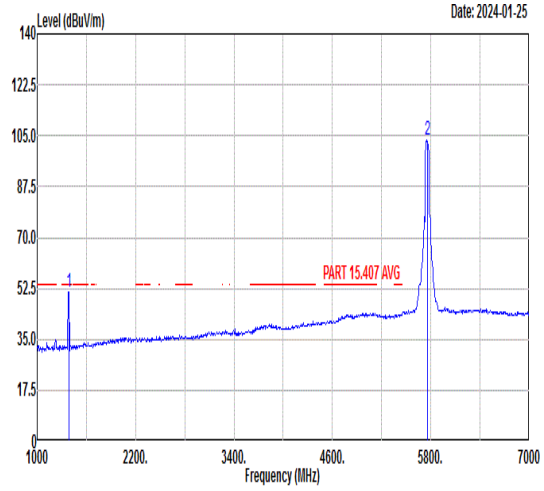

	Freq	Level	Limit Line	Margin	Read Level	Ant Factor	Cable Loss	Preamp Factor	APos	TPos	Remark
	MHz	dBuV/m	dBuV/m	dB	dBuV	dB/m	dB	dB	cm	deg	
1	1386.00	51.40	54.00	-2.60	52.78	29.42	4.13	34.93	243	73	AVERAGE
2	5755.00	103.33	------	------	89.73	36.24	10.06	32.70	243	73	AVERAGE

Mode	95	
	Band Edge - R	
	U-NII-3_5.725-5.85_802.11ac VHT40_CH151_5755MHz	
ANT	CDD 0+1	
Pol.	Vertical	Fundamental
Peak	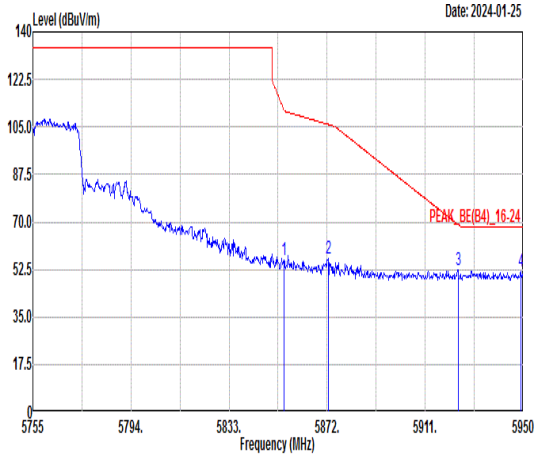 Freq Level Limit Line Margin Read Level Ant Factor Cable Loss Preamp Factor APos TPos Remark MHz dBuV/m dBuV/m dB dBuV dB/m dB dB cm deg 1 5854.84 55.74 111.17 -55.43 41.79 36.40 10.29 32.74 243 73 PEAK 2 5872.39 56.57 105.93 -49.36 42.57 36.42 10.33 32.75 243 73 PEAK 3 5924.07 52.33 68.99 -16.66 38.17 36.49 10.44 32.77 243 73 PEAK 4 5949.03 51.82 68.30 -16.48 37.58 36.53 10.49 32.78 243 73 PEAK	Blank

Mode	95	
	Harmonic	
	U-NII-3_5.725-5.85_802.11ac VHT40_CH151_5755MHz	
ANT	CDD 0+1	
Pol.	Horizontal	Vertical
Peak Avg	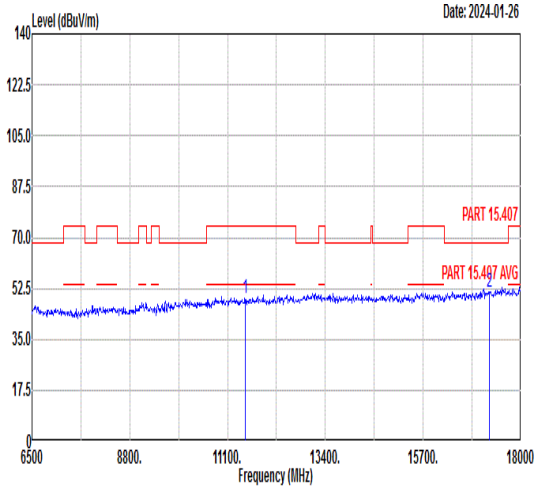 Freq Level Limit Line Margin Read Level Ant Factor Cable Loss Preamp Factor APos TPos Remark MHz dBuV/m dBuV/m dB dBuV dB/m dB dB cm deg 1 11510.00 49.25 74.00 -24.75 60.61 39.20 12.89 63.45 --- --- Peak 2 17265.00 51.39 68.30 -16.91 59.08 41.89 15.74 65.32 --- --- Peak	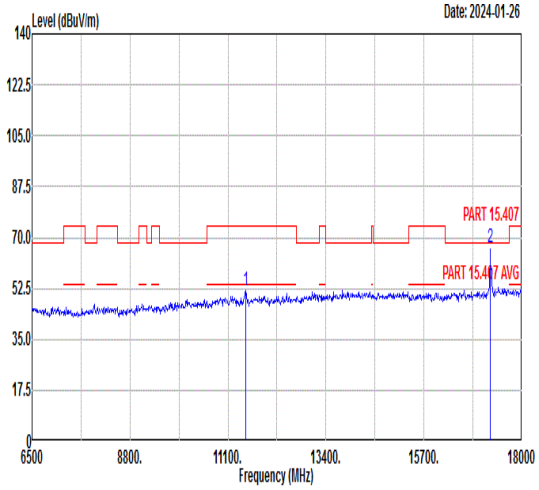 Freq Level Limit Line Margin Read Level Ant Factor Cable Loss Preamp Factor APos TPos Remark MHz dBuV/m dBuV/m dB dBuV dB/m dB dB cm deg 1 11510.00 51.55 74.00 -22.45 62.91 39.20 12.89 63.45 --- --- Peak 2 17265.00 66.59 68.30 -1.71 74.28 41.89 15.74 65.32 219 20 Peak

Mode	96
	Band Edge - L
	U-NII-3_5.725-5.85_802.11ac VHT40_CH159_5795MHz
ANT	CDD 0+1

Pol.	Horizontal	Fundamental
Peak	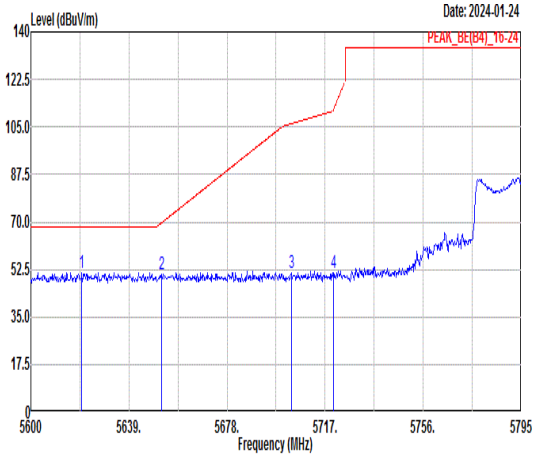 Freq Level Limit Line Margin Read Level Ant Factor Cable Loss Preamp Factor APos TPos Remark MHz dBuV/m dBuV/m dB dBuV dB/m dB dB cm deg 1 5620.28 51.43 68.30 -16.87 38.21 36.07 9.80 32.65 182 0 PEAK 2 5651.87 50.83 69.69 -18.86 37.52 36.11 9.86 32.66 182 0 PEAK 3 5703.55 51.15 106.19 -55.04 37.68 36.18 9.97 32.68 182 0 PEAK 4 5720.32 51.19 111.52 -60.33 37.66 36.21 10.01 32.69 182 0 PEAK	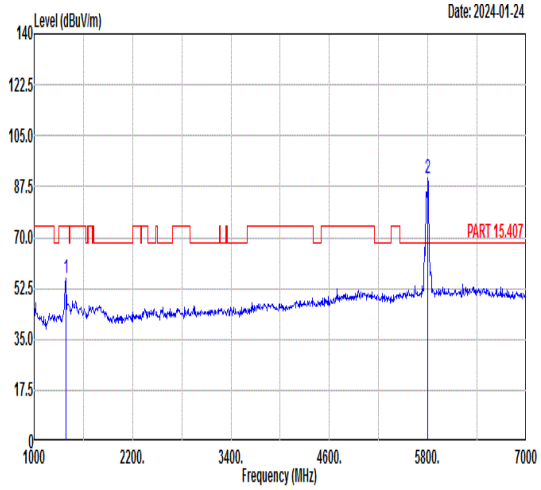 Freq Level Limit Line Margin Read Level Ant Factor Cable Loss Preamp Factor APos TPos Remark MHz dBuV/m dBuV/m dB dBuV dB/m dB dB cm deg 1 1386.00 56.20 74.00 -17.80 57.58 29.42 4.13 34.93 182 0 PEAK 2 5795.00 90.21 ------ ------ 76.43 36.32 10.18 32.72 182 0 PEAK
Avg	Blank	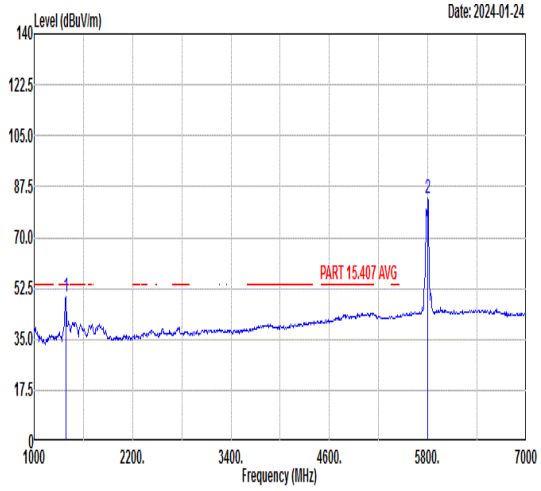 Freq Level Limit Line Margin Read Level Ant Factor Cable Loss Preamp Factor APos TPos Remark MHz dBuV/m dBuV/m dB dBuV dB/m dB dB cm deg 1 1386.00 49.58 54.00 -4.42 50.96 29.42 4.13 34.93 182 0 AVERAGE 2 5795.00 83.46 ------ ------ 69.68 36.32 10.18 32.72 182 0 AVERAGE

Mode	96	
	Band Edge - R	
	U-NII-3_5.725-5.85_802.11ac VHT40_CH159_5795MHz	
ANT	CDD 0+1	
Pol.	Horizontal	Fundamental
Peak	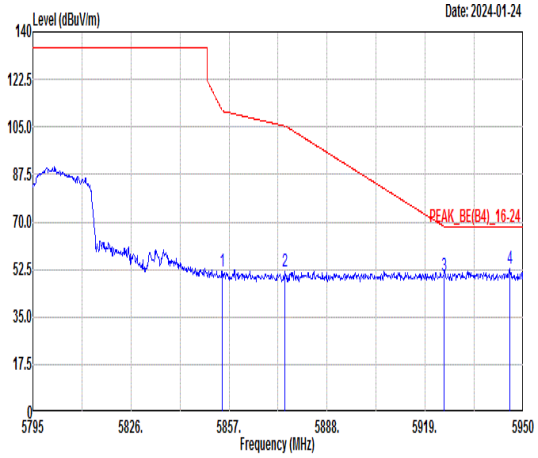 Freq Level Limit Line Margin Read Level Ant Factor Cable Loss Preamp Factor APos TPos Remark MHz dBuV/m dBuV/m dB dBuV dB/m dB dB cm deg 1 5854.83 51.74 111.19 -59.45 37.79 36.40 10.29 32.74 182 0 PEAK 2 5874.67 51.60 105.29 -53.69 37.60 36.42 10.33 32.75 182 0 PEAK 3 5924.89 50.41 68.38 -17.97 36.25 36.49 10.44 32.77 182 0 PEAK 4 5945.66 52.57 68.30 -15.73 38.35 36.52 10.48 32.78 182 0 PEAK	Blank

Mode	96
	Band Edge - L
	U-NII-3_5.725-5.85_802.11ac VHT40_CH159_5795MHz
ANT	CDD 0+1

Pol. — Vertical

Peak

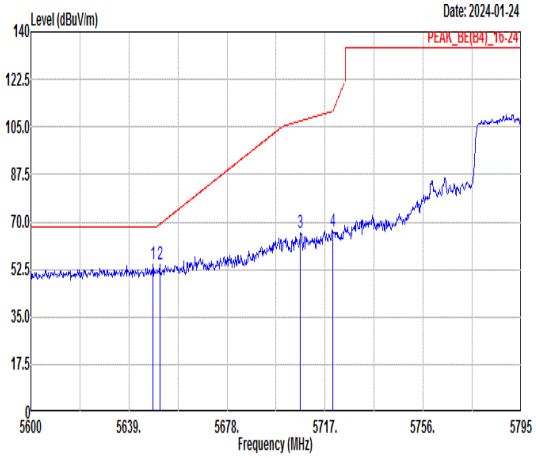

	Freq	Level	Limit Line	Margin	Read Level	Ant Factor	Cable Loss	Preamp Factor	APos	TPos	Remark
	MHz	dBuV/m	dBuV/m	dB	dBuV	dB/m	dB	dB	cm	deg	
1	5648.56	54.40	68.30	-13.90	41.09	36.11	9.86	32.66	221	91	PEAK
2	5651.29	54.20	69.25	-15.05	40.89	36.11	9.86	32.66	221	91	PEAK
3	5707.25	65.97	107.23	-41.26	52.48	36.19	9.98	32.68	221	91	PEAK
4	5720.12	66.39	111.07	-44.68	52.86	36.21	10.01	32.69	221	91	PEAK

Fundamental

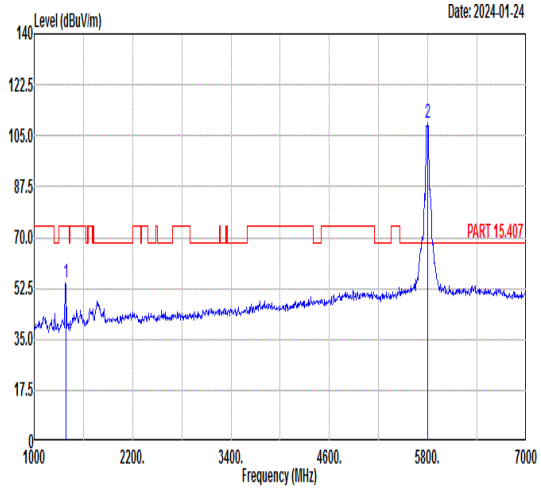

	Freq	Level	Limit Line	Margin	Read Level	Ant Factor	Cable Loss	Preamp Factor	APos	TPos	Remark
	MHz	dBuV/m	dBuV/m	dB	dBuV	dB/m	dB	dB	cm	deg	
1	1386.00	54.45	74.00	-19.55	55.83	29.42	4.13	34.93	221	91	PEAK
2	5795.00	109.45	------	------	95.67	36.32	10.18	32.72	221	91	PEAK

Avg

Blank

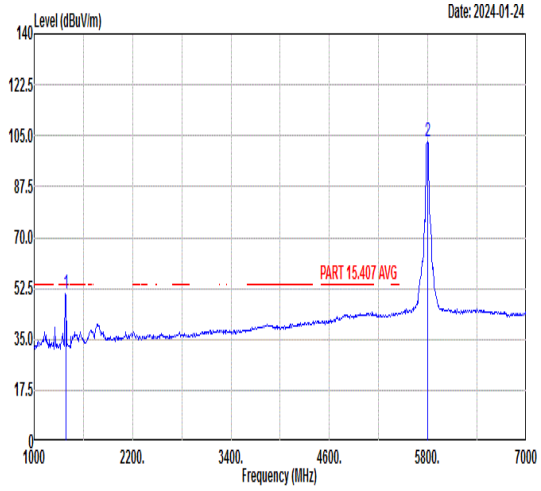

	Freq	Level	Limit Line	Margin	Read Level	Ant Factor	Cable Loss	Preamp Factor	APos	TPos	Remark
	MHz	dBuV/m	dBuV/m	dB	dBuV	dB/m	dB	dB	cm	deg	
1	1386.00	50.84	54.00	-3.16	52.22	29.42	4.13	34.93	221	91	AVERAGE
2	5795.00	102.86	------	------	89.08	36.32	10.18	32.72	221	91	AVERAGE

Mode	96	
	Band Edge - R	
	U-NII-3_5.725-5.85_802.11ac VHT40_CH159_5795MHz	
ANT	CDD 0+1	
Pol.	Vertical	Fundamental
Peak	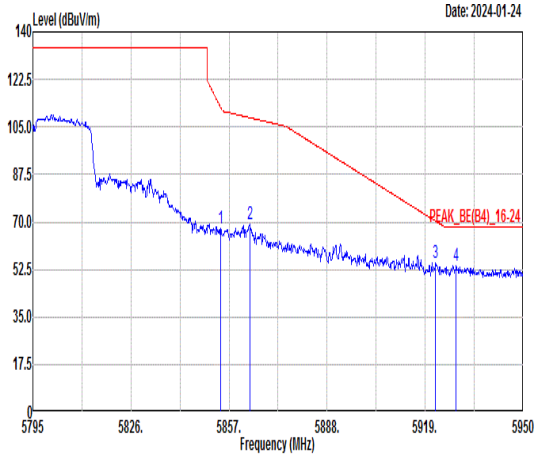 Freq Level Limit Line Margin Read Level Ant Factor Cable Loss Preamp Factor APos TPos Remark MHz dBuV/m dBuV/m dB dBuV dB/m dB dB cm deg 1 5854.37 67.42 112.25 -44.83 53.47 36.40 10.29 32.74 221 91 PEAK 2 5863.51 69.20 108.41 -39.21 55.23 36.41 10.31 32.75 221 91 PEAK 3 5922.26 54.76 70.32 -15.56 40.61 36.49 10.43 32.77 221 91 PEAK 4 5928.77 53.98 68.30 -14.32 39.80 36.50 10.45 32.77 221 91 PEAK	Blank

Mode	96	
	Harmonic	
	U-NII-3_5.725-5.85_802.11ac VHT40_CH159_5795MHz	
ANT	CDD 0+1	
Pol.	Horizontal	Vertical
Peak Avg	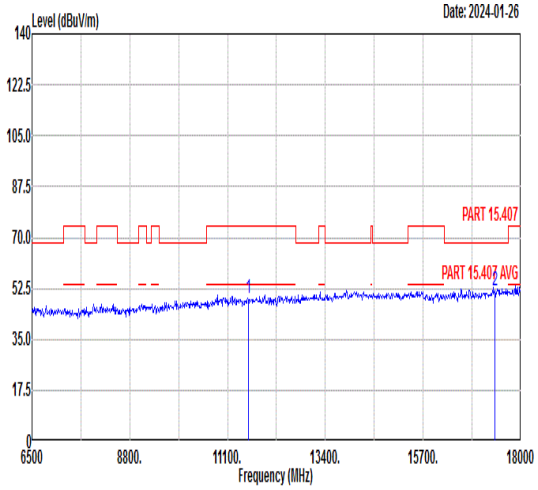 Freq Level Limit Line Margin Read Level Ant Factor Cable Loss Preamp Factor APos TPos Remark MHz dBuV/m dBuV/m dB dBuV dB/m dB dB cm deg 1 11590.00 48.89 74.00 -25.11 60.15 39.24 12.95 63.45 --- --- Peak 2 17385.00 51.66 68.30 -16.64 59.19 42.02 15.83 65.38 --- --- Peak	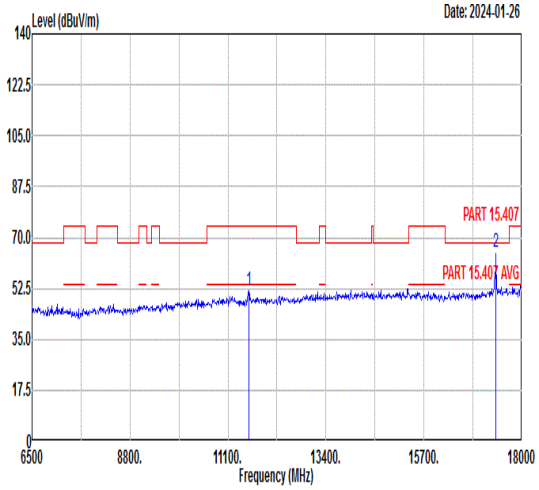 Freq Level Limit Line Margin Read Level Ant Factor Cable Loss Preamp Factor APos TPos Remark MHz dBuV/m dBuV/m dB dBuV dB/m dB dB cm deg 1 11590.00 52.04 74.00 -21.96 63.30 39.24 12.95 63.45 --- --- Peak 2 17385.00 64.99 68.30 -3.31 72.52 42.02 15.83 65.38 228 21 Peak

Mode	97	
	Band Edge - L	
	U-NII-3_5.725-5.85_802.11ac VHT80_CH155_5775MHz	
ANT	CDD 0+1	
Pol.	Horizontal	Fundamental
Peak	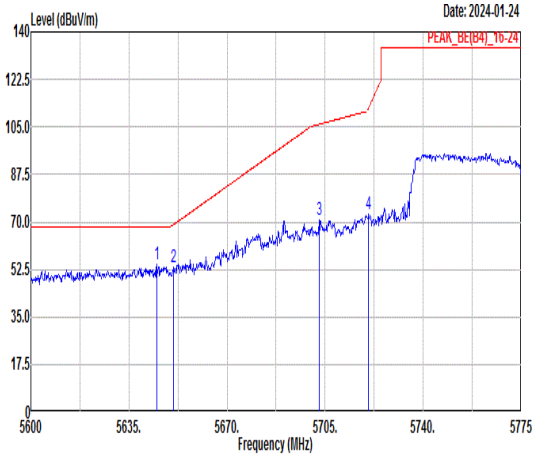 Freq Level Limit Line Margin Read Level Ant Factor Cable Loss Preamp Factor APos TPos Remark MHz dBuV/m dBuV/m dB dBuV dB/m dB dB cm deg 1 5644.98 54.22 68.30 -14.08 40.93 36.10 9.85 32.66 100 133 PEAK 2 5650.93 53.27 68.99 -15.72 39.96 36.11 9.86 32.66 100 133 PEAK 3 5702.90 70.71 106.01 -35.30 57.24 36.18 9.97 32.68 100 133 PEAK 4 5720.58 72.67 112.11 -39.44 59.14 36.21 10.01 32.69 100 133 PEAK	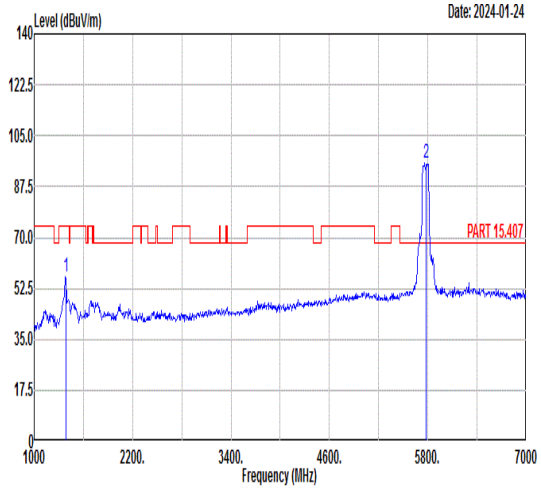 Freq Level Limit Line Margin Read Level Ant Factor Cable Loss Preamp Factor APos TPos Remark MHz dBuV/m dBuV/m dB dBuV dB/m dB dB cm deg 1 1386.00 56.29 74.00 -17.71 57.67 29.42 4.13 34.93 100 133 PEAK 2 5775.00 95.44 ------ ------ 81.78 36.27 10.10 32.71 100 133 PEAK
Avg	Blank	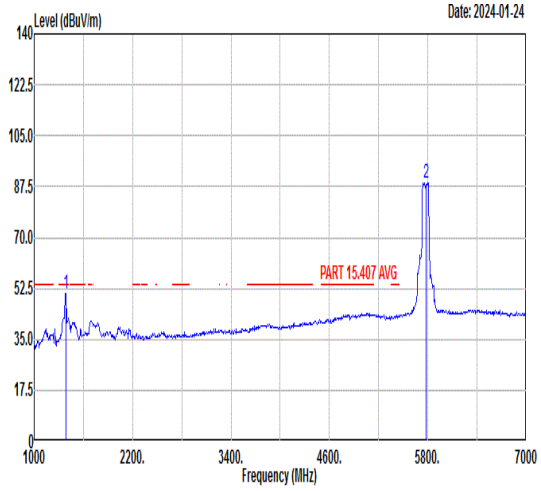 Freq Level Limit Line Margin Read Level Ant Factor Cable Loss Preamp Factor APos TPos Remark MHz dBuV/m dBuV/m dB dBuV dB/m dB dB cm deg 1 1386.00 50.84 54.00 -3.16 52.22 29.42 4.13 34.93 100 133 AVERAGE 2 5775.00 88.95 ------ ------ 75.36 36.24 10.05 32.70 100 133 AVERAGE

Mode	97	
	Band Edge - R	
	U-NII-3_5.725-5.85_802.11ac VHT80_CH155_5775MHz	
ANT	CDD 0+1	
Pol.	Horizontal	Fundamental
Peak	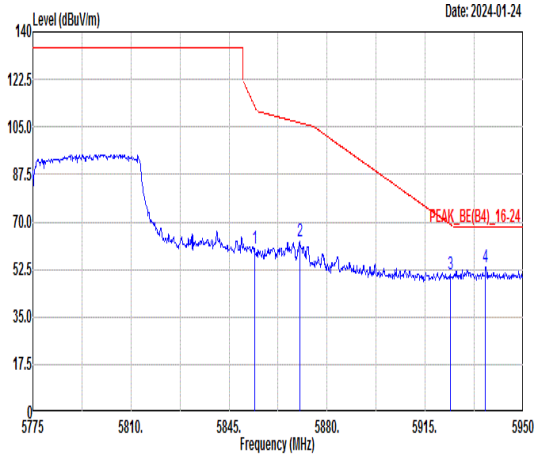 Freq Level Limit Line Margin Read Level Ant Factor Cable Loss Preamp Factor APos TPos Remark MHz dBuV/m dBuV/m dB dBuV dB/m dB dB cm deg 1 5854.10 60.25 112.85 -52.60 46.30 36.40 10.29 32.74 100 133 PEAK 2 5870.20 62.86 106.54 -43.68 48.87 36.42 10.32 32.75 100 133 PEAK 3 5924.10 50.67 68.96 -18.29 36.51 36.49 10.44 32.77 100 133 PEAK 4 5936.53 53.32 68.30 -14.98 39.12 36.51 10.46 32.77 100 133 PEAK	Blank

Mode	97	
	Band Edge - L	
	U-NII-3_5.725-5.85_802.11ac VHT80_CH155_5775MHz	
ANT	CDD 0+1	
Pol.	Vertical	Fundamental
Peak	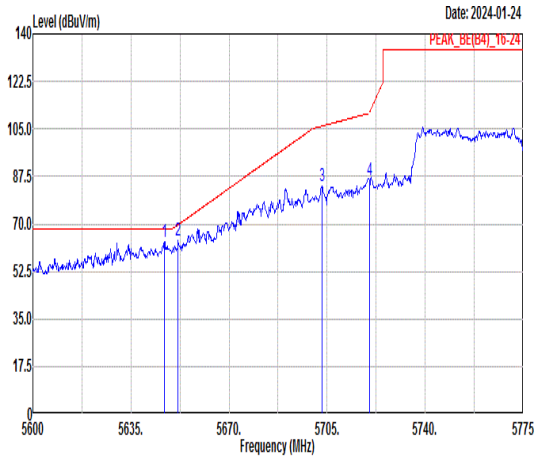 Freq Level Limit Line Margin Read Level Ant Factor Cable Loss Preamp Factor APos TPos Remark MHz dBuV/m dBuV/m dB dBuV dB/m dB dB cm deg 1 5646.90 63.46 68.30 -4.84 50.16 36.11 9.85 32.66 203 100 PEAK 2 5651.80 63.83 69.63 -5.80 50.52 36.11 9.86 32.66 203 100 PEAK 3 5703.08 84.04 ------ ------ 70.57 36.18 9.97 32.68 203 100 PEAK 4 5720.05 86.11 ------ ------ 72.58 36.21 10.01 32.69 203 100 PEAK	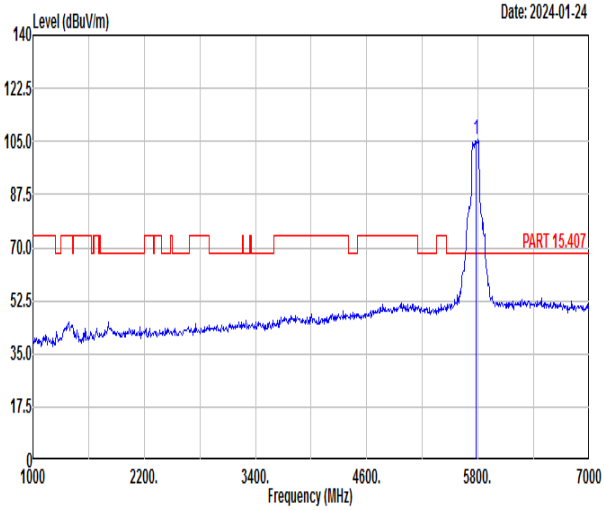 Freq Level Limit Line Margin (dB) Read Level Ant Factor Cable Loss Preamp Factor APos TPos Remark MHz dBuV/m dBuV/m dBuV dB/m dB dB cm deg 1 5775.00 105.73 ------ ------ 91.95 36.32 10.18 32.72 203 100 PEAK
Avg	Blank	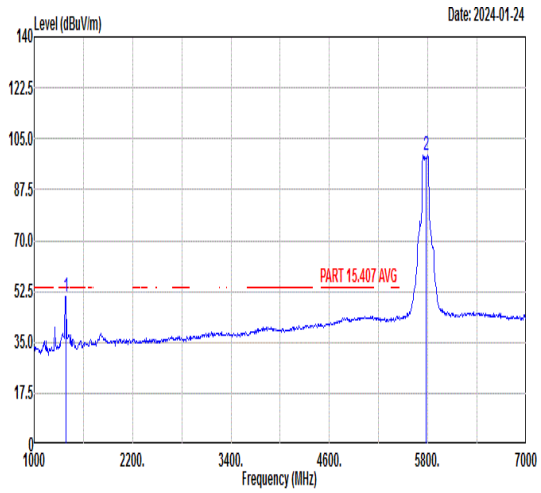 Freq Level Limit Line Margin Read Level Ant Factor Cable Loss Preamp Factor APos TPos Remark MHz dBuV/m dBuV/m dB dBuV dB/m dB dB cm deg 1 1386.00 50.60 54.00 -3.40 51.98 29.42 4.13 34.93 203 100 AVERAGE 2 5775.00 99.54 ------ ------ 85.95 36.24 10.05 32.70 203 100 AVERAGE

Mode	97	
	Band Edge - R	
	U-NII-3_5.725-5.85_802.11ac VHT80_CH155_5775MHz	
ANT	CDD 0+1	
Pol.	Vertical	Fundamental
Peak	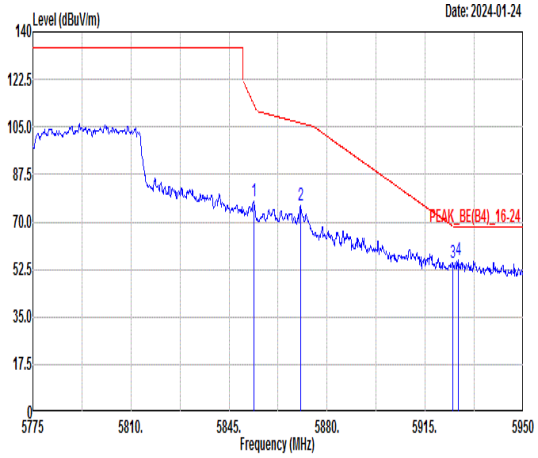 Freq Level Limit Line Margin Read Level Ant Factor Cable Loss Preamp Factor APos TPos Remark MHz dBuV/m dBuV/m dB dBuV dB/m dB dB cm deg 1 5853.75 77.62 113.65 -36.03 63.67 36.40 10.29 32.74 203 100 PEAK 2 5870.55 75.94 106.44 -30.50 61.95 36.42 10.32 32.75 203 100 PEAK 3 5924.80 54.85 68.45 -13.60 40.69 36.49 10.44 32.77 203 100 PEAK 4 5926.73 56.12 68.30 -12.18 41.95 36.50 10.44 32.77 203 100 PEAK	Blank

Mode	97	
	Harmonic	
	U-NII-3_5.725-5.85_802.11ac VHT80_CH155_5775MHz	
ANT	CDD 0+1	
Pol.	Horizontal	Vertical
Peak Avg	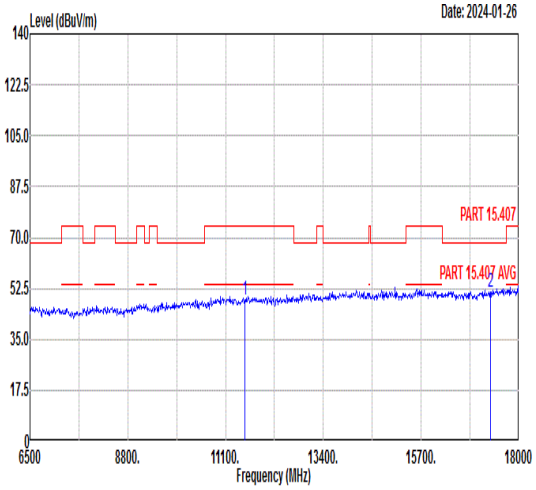 Freq Level Limit Line Margin Read Level Ant Factor Cable Loss Preamp Factor APos TPos Remark MHz dBuV/m dBuV/m dB dBuV dB/m dB dB cm deg 1 11550.00 48.69 74.00 -25.31 60.00 39.22 12.92 63.45 --- --- Peak 2 17325.00 51.03 68.30 -17.27 58.63 41.96 15.79 65.35 --- --- Peak	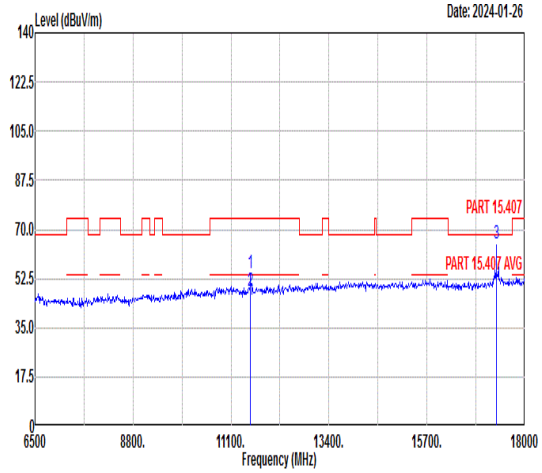 Freq Level Limit Line Margin Read Level Ant Factor Cable Loss Preamp Factor APos TPos Remark MHz dBuV/m dBuV/m dB dBuV dB/m dB dB cm deg 1 11550.00 54.34 74.00 -19.66 65.65 39.22 12.92 63.45 251 208 Peak 2 11550.00 47.85 54.00 -6.15 59.16 39.22 12.92 63.45 251 208 Average 3 17325.00 64.81 68.30 -3.49 72.41 41.96 15.79 65.35 240 56 Peak

Mode	98	
	Harmonic	
	UNII 2C-3_5.47-5.85_802.11a_CH144_5720MHz	
ANT	CDD 0+1	
Pol.	Horizontal	Vertical
Peak Avg	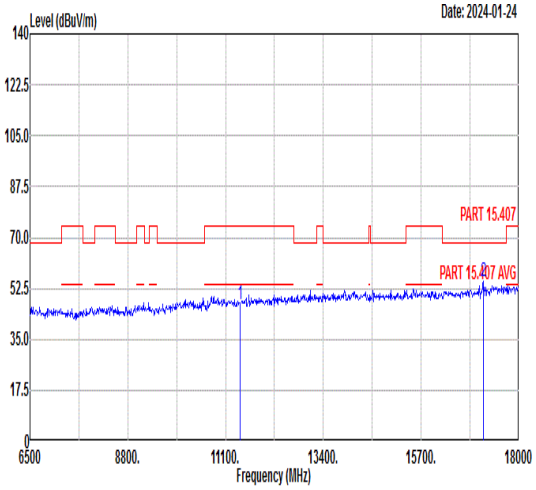 Freq Level Limit Line Margin Read Level Ant Factor Cable Loss Preamp Factor APos TPos Remark MHz dBuV/m dBuV/m dB dBuV dB/m dB dB cm deg 1 11440.00 47.14 74.00 -26.86 58.56 39.18 12.84 63.44 --- --- Peak 2 17160.00 55.07 68.30 -13.23 62.89 41.78 15.66 65.26 --- --- Peak	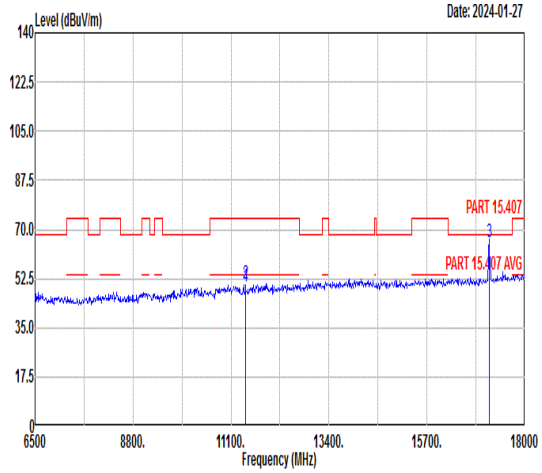 Freq Level Limit Line Margin Read Level Ant Factor Cable Loss Preamp Factor APos TPos Remark MHz dBuV/m dBuV/m dB dBuV dB/m dB dB cm deg 1 11440.00 49.91 74.00 -24.09 61.33 39.18 12.84 63.44 259 28 Peak 2 11440.00 50.78 54.00 -3.22 62.20 39.18 12.84 63.44 259 28 Average 3 17160.00 65.76 68.30 -2.54 73.58 41.78 15.66 65.26 248 261 Peak

Mode	99	
	Harmonic	
	UNII 2C-3_5.47-5.85_802.11ax HE20_CH144_Full_5720MHz	
ANT	CDD 0+1	
Pol.	Horizontal	Vertical
Peak Avg	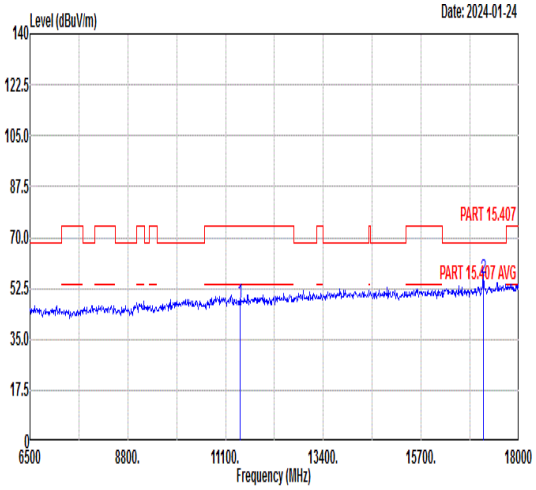 Freq Level Limit Line Margin Read Level Ant Factor Cable Loss Preamp Factor APos TPos Remark MHz dBuV/m dBuV/m dB dBuV dB/m dB dB cm deg 1 11440.00 47.55 74.00 -26.45 58.97 39.18 12.84 63.44 --- --- Peak 2 17160.00 56.07 68.30 -12.23 63.89 41.78 15.66 65.26 --- --- Peak	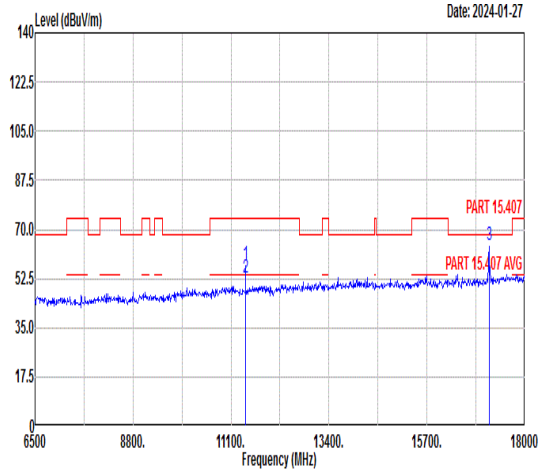 Freq Level Limit Line Margin Read Level Ant Factor Cable Loss Preamp Factor APos TPos Remark MHz dBuV/m dBuV/m dB dBuV dB/m dB dB cm deg 1 11440.00 57.79 74.00 -16.21 69.21 39.18 12.84 63.44 258 31 Peak 2 11440.00 52.84 54.00 -1.16 64.26 39.18 12.84 63.44 258 31 Average 3 17160.00 64.28 68.30 -4.02 72.10 41.78 15.66 65.26 248 261 Peak

Mode	100	
	Harmonic	
	UNII 2C-3_5.47-5.85_802.11ax HE40_CH142_Full_5710MHz	
ANT	CDD 0+1	
Pol.	Horizontal	Vertical
Peak Avg	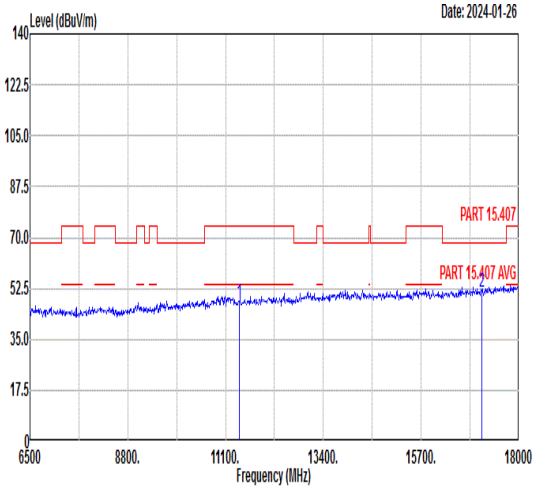 Freq Level Limit Line Margin Read Level Ant Factor Cable Loss Preamp Factor APos TPos Remark MHz dBuV/m dBuV/m dB dBuV dB/m dB dB cm deg 1 11420.00 47.78 74.00 -26.22 59.23 39.17 12.82 63.44 --- --- Peak 2 17130.00 51.08 68.30 -17.22 58.95 41.74 15.64 65.25 --- --- Peak	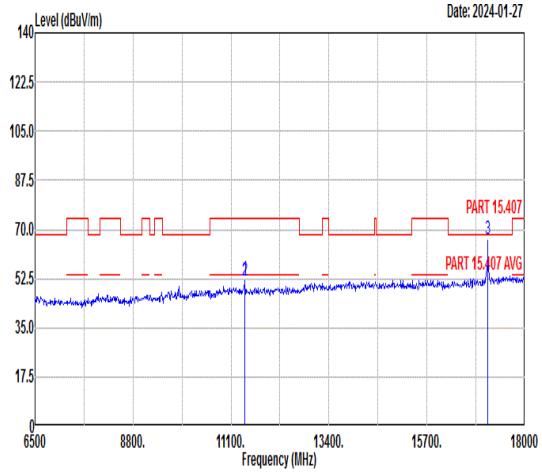 Freq Level Limit Line Margin Read Level Ant Factor Cable Loss Preamp Factor APos TPos Remark MHz dBuV/m dBuV/m dB dBuV dB/m dB dB cm deg 1 11420.00 52.05 74.00 -21.95 63.50 39.17 12.82 63.44 257 31 Peak 2 11420.00 51.65 54.00 -2.35 63.10 39.17 12.82 63.44 257 31 Average 3 17130.00 66.53 68.30 -1.77 74.40 41.74 15.64 65.25 239 55 Peak

Mode	101	
	Harmonic	
	UNII 2C-3_5.47-5.85_802.11ax HE80_CH138_Full_5690MHz	
ANT	CDD 0+1	
Pol.	Horizontal	Vertical
Peak Avg	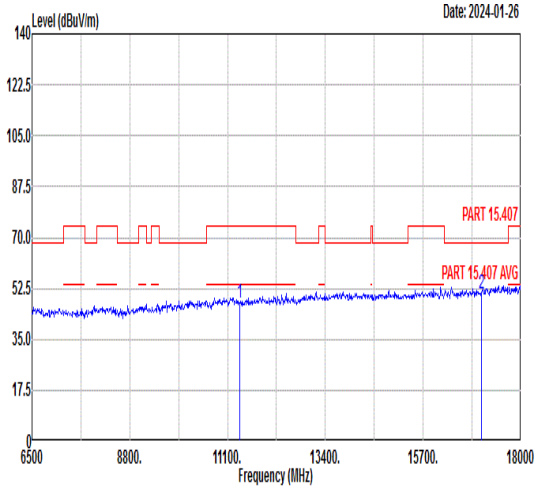 Freq Level Limit Line Margin Read Level Ant Factor Cable Loss Preamp Factor APos TPos Remark MHz dBuV/m dBuV/m dB dBuV dB/m dB dB cm deg 1 11380.00 47.56 74.00 -26.44 59.05 39.15 12.80 63.44 --- --- Peak 2 17070.00 50.60 68.30 -17.70 58.54 41.68 15.60 65.22 --- --- Peak	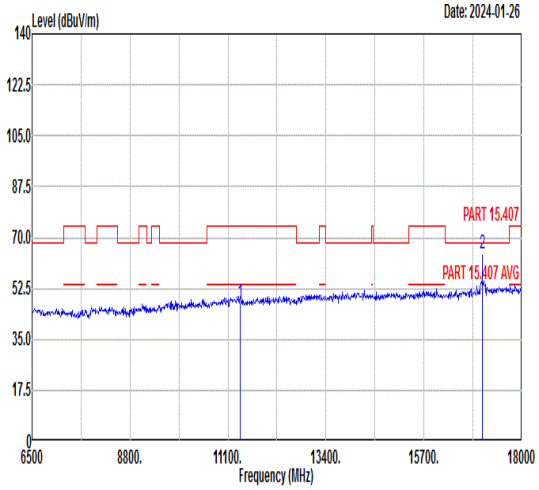 Freq Level Limit Line Margin Read Level Ant Factor Cable Loss Preamp Factor APos TPos Remark MHz dBuV/m dBuV/m dB dBuV dB/m dB dB cm deg 1 11380.00 47.72 74.00 -26.28 59.21 39.15 12.80 63.44 --- --- Peak 2 17070.00 64.22 68.30 -4.08 72.16 41.68 15.60 65.22 256 57 Peak

Mode	102	
	Harmonic	
	UNII 2C-3_5.47-5.85_802.11ac VHT20_CH144_Full_5720MHz	
ANT	CDD 0+1	
Pol.	Horizontal	Vertical
Peak Avg	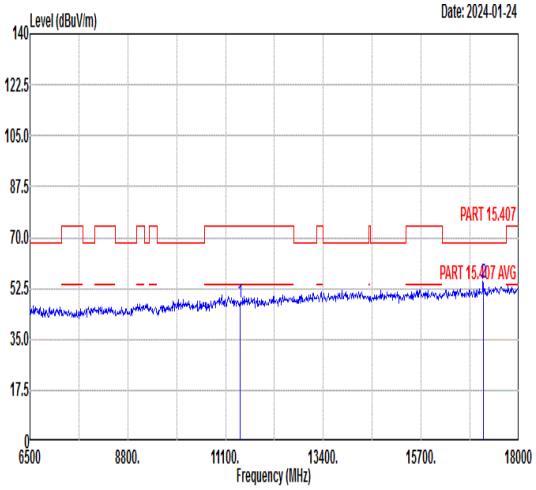 Freq Level Limit Line Margin Read Level Ant Factor Cable Loss Preamp Factor APos TPos Remark MHz dBuV/m dBuV/m dB dBuV dB/m dB dB cm deg 1 11440.00 47.70 74.00 -26.30 59.12 39.18 12.84 63.44 --- --- Peak 2 17160.00 54.45 68.30 -13.85 62.27 41.78 15.66 65.26 --- --- Peak	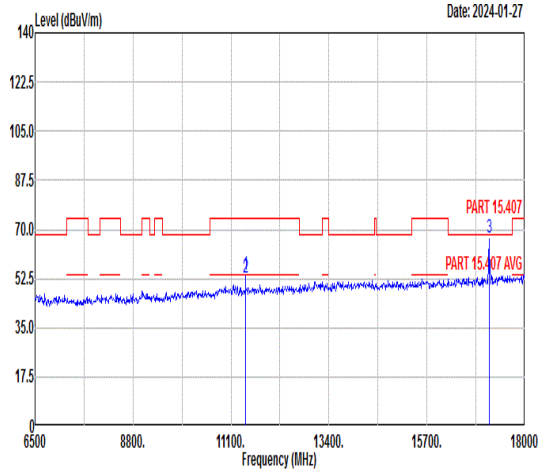 Freq Level Limit Line Margin Read Level Ant Factor Cable Loss Preamp Factor APos TPos Remark MHz dBuV/m dBuV/m dB dBuV dB/m dB dB cm deg 1 11440.00 53.92 74.00 -20.08 65.34 39.18 12.84 63.44 261 33 Peak 2 11440.00 52.89 54.00 -1.11 64.31 39.18 12.84 63.44 261 33 Average 3 17160.00 67.24 68.30 -1.06 75.06 41.78 15.66 65.26 188 260 Peak

Mode	103	
	Harmonic	
	UNII 2C-3_5.47-5.85_802.11ac VHT40_CH142_Full_5710MHz	
ANT	CDD 0+1	
Pol.	Horizontal	Vertical
Peak Avg	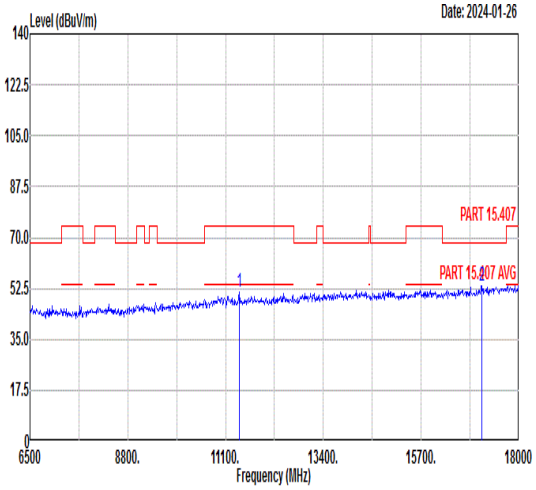 Freq Level Limit Line Margin Read Level Ant Factor Cable Loss Preamp Factor APos TPos Remark MHz dBuV/m dBuV/m dB dBuV dB/m dB dB cm deg 1 11420.00 51.16 74.00 -22.84 62.61 39.17 12.82 63.44 --- --- Peak 2 17130.00 53.29 68.30 -15.01 61.16 41.74 15.64 65.25 --- --- Peak	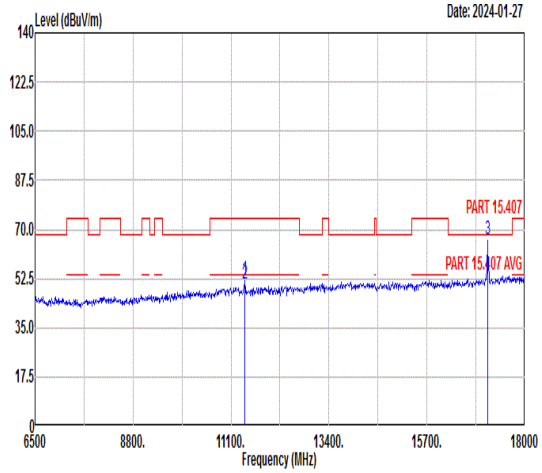 Freq Level Limit Line Margin Read Level Ant Factor Cable Loss Preamp Factor APos TPos Remark MHz dBuV/m dBuV/m dB dBuV dB/m dB dB cm deg 1 11420.00 52.35 74.00 -21.65 63.80 39.17 12.82 63.44 251 33 Peak 2 11420.00 50.90 54.00 -3.10 62.35 39.17 12.82 63.44 251 33 Average 3 17130.00 66.47 68.30 -1.83 74.34 41.74 15.64 65.25 226 50 Peak

Mode	104	
	Harmonic	
	UNII 2C-3_5.47-5.85_802.11ac VHT80_CH138_Full_5690MHz	
ANT	CDD 0+1	
Pol.	Horizontal	Vertical
Peak Avg	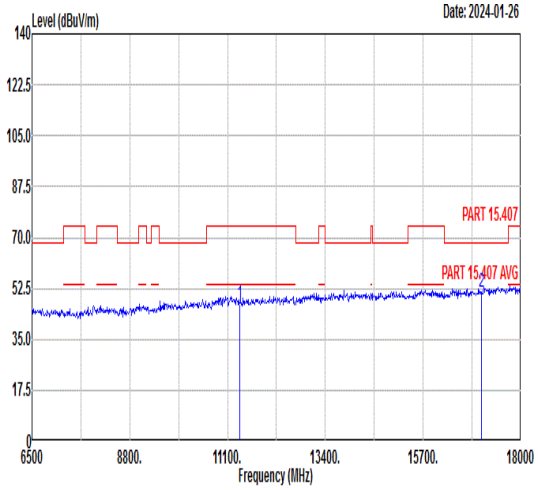 Freq Level Limit Line Margin Read Level Ant Factor Cable Loss Preamp Factor APos TPos Remark MHz dBuV/m dBuV/m dB dBuV dB/m dB dB cm deg 1 11380.00 46.90 74.00 -27.10 58.39 39.15 12.80 63.44 --- --- Peak 2 17070.00 51.05 68.30 -17.25 58.99 41.68 15.60 65.22 --- --- Peak	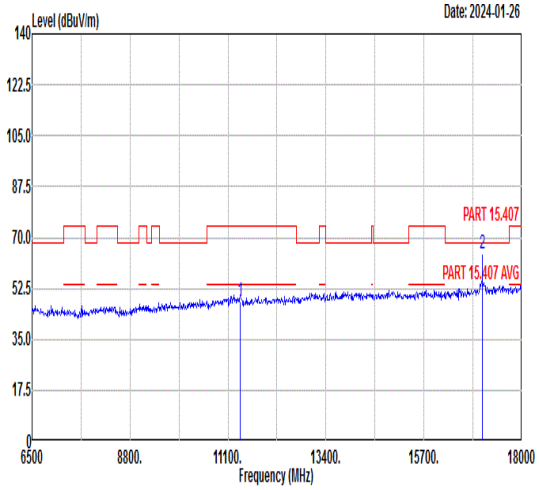 Freq Level Limit Line Margin Read Level Ant Factor Cable Loss Preamp Factor APos TPos Remark MHz dBuV/m dBuV/m dB dBuV dB/m dB dB cm deg 1 11380.00 48.21 74.00 -25.79 59.70 39.15 12.80 63.44 --- --- Peak 2 17070.00 64.49 68.30 -3.81 72.43 41.68 15.60 65.22 231 58 Peak

Mode	106	
	LF	
	U-NII-2A_5.25-5.35_802.11ac VHT40_CH62_LF_5310MHz	
ANT	CDD 0+1	
Pol.	Horizontal	Vertical
QP/ Peak	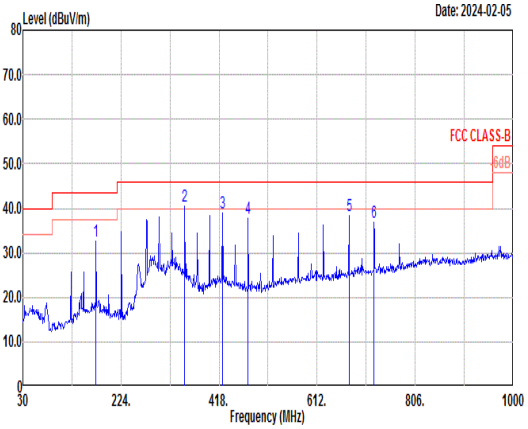	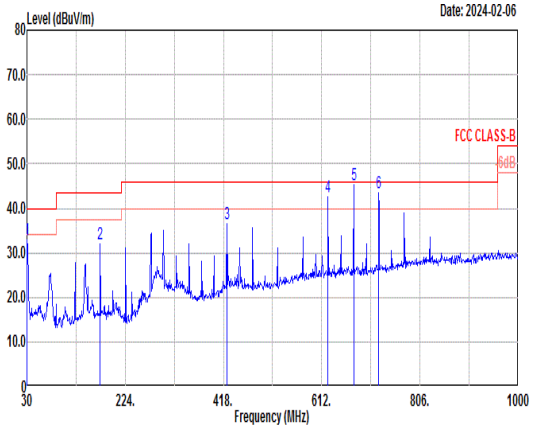

Horizontal:

	Freq	Level	Limit Line	Margin	Read Level	Ant Factor	Cable Loss	Preamp Factor	APos	TPos	Remark
	MHz	dBuV/m	dBuV/m	dB	dBuV	dB/m	dB	dB	cm	deg	
1	174.53	32.73	43.50	-10.77	47.73	15.30	1.35	31.65	---	---	Peak
2	350.10	40.50	46.00	-5.50	49.42	20.50	1.98	31.40	---	---	Peak
3	424.79	38.84	46.00	-7.16	45.39	22.80	2.15	31.50	---	---	Peak
4	475.23	37.61	46.00	-8.39	43.19	23.60	2.27	31.45	---	---	Peak
5	675.05	38.43	46.00	-7.57	40.42	26.50	2.71	31.20	---	---	Peak
6	724.52	36.83	46.00	-9.17	37.73	27.50	2.80	31.20	---	---	Peak

Vertical:

	Freq	Level	Limit Line	Margin	Read Level	Ant Factor	Cable Loss	Preamp Factor	APos	TPos	Remark
	MHz	dBuV/m	dBuV/m	dB	dBuV	dB/m	dB	dB	cm	deg	
1	30.00	32.76	40.00	-7.24	38.63	25.20	0.53	31.60	---	---	Peak
2	174.53	32.12	43.50	-11.38	47.12	15.30	1.35	31.65	---	---	Peak
3	424.79	36.48	46.00	-9.52	43.03	22.80	2.15	31.50	---	---	Peak
4	624.61	42.50	46.00	-3.50	45.15	25.90	2.60	31.15	---	---	Peak
5	675.05	45.16	46.00	-0.84	47.16	26.50	2.70	31.20	---	---	Peak
6	724.52	43.59	46.00	-2.41	44.49	27.50	2.80	31.20	---	---	Peak

Mode	107	
	LF	
	U-NII-3_5.725-5.85_802.11ac VHT20_CH157_LF_5785MHz	
ANT	CDD 0+1	
Pol.	Horizontal	Vertical
QP/ Peak	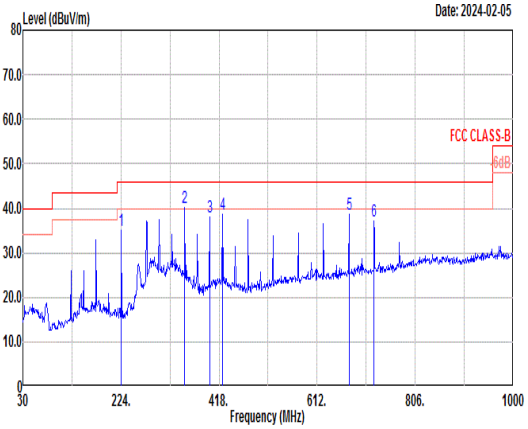	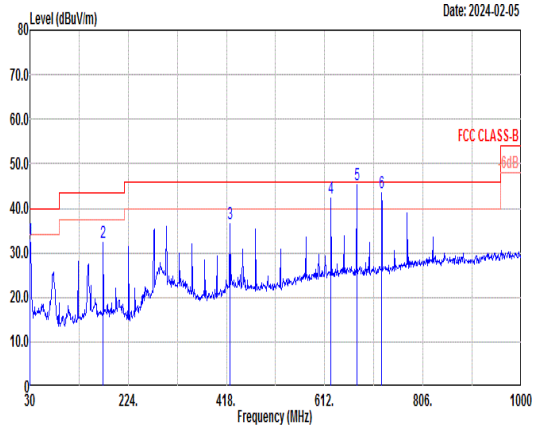

Horizontal:

	Freq	Level	Limit Line	Margin	Read Level	Ant Factor	Cable Loss	Preamp Factor	APos	TPos	Remark
	MHz	dBuV/m	dBuV/m	dB	dBuV	dB/m	dB	dB	cm	deg	
1	224.97	34.90	46.00	-11.10	49.26	15.70	1.54	31.60	---	---	Peak
2	350.10	40.18	46.00	-5.82	49.10	20.50	1.98	31.40	---	---	Peak
3	399.57	38.14	46.00	-7.86	45.54	22.00	2.10	31.50	---	---	Peak
4	424.79	38.52	46.00	-7.48	45.07	22.80	2.15	31.50	---	---	Peak
5	675.05	38.64	46.00	-7.36	40.63	26.50	2.71	31.20	---	---	Peak
6	724.52	37.05	46.00	-8.95	37.95	27.50	2.80	31.20	---	---	Peak

Vertical:

	Freq	Level	Limit Line	Margin	Read Level	Ant Factor	Cable Loss	Preamp Factor	APos	TPos	Remark
	MHz	dBuV/m	dBuV/m	dB	dBuV	dB/m	dB	dB	cm	deg	
1	30.00	33.04	40.00	-6.96	38.91	25.20	0.53	31.60	---	---	Peak
2	174.53	32.41	43.50	-11.09	47.41	15.30	1.35	31.65	---	---	Peak
3	424.79	36.61	46.00	-9.39	43.16	22.80	2.15	31.50	---	---	Peak
4	624.61	42.40	46.00	-3.60	45.05	25.90	2.60	31.15	---	---	Peak
5	675.05	45.13	46.00	-0.87	47.12	26.50	2.71	31.20	---	---	Peak
6	724.52	43.49	46.00	-2.51	44.39	27.50	2.80	31.20	---	---	Peak

Mode	108	
	Band Edge - L	
	U-NII-1_5.15-5.25_802.11ax HE20_CH136_Full_5680MHz	
ANT	CDD 0+1	
Pol.	Horizontal	Fundamental
Peak	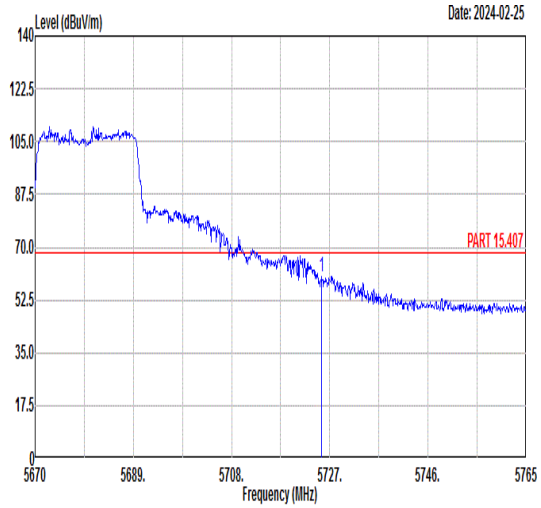 Freq Level Limit Line Margin Read Level Ant Factor Cable Loss Preamp Factor APos TPos Remark MHz dBuV/m dBuV/m dB dBuV dB/m dB dB cm deg 1 5725.39 60.21 68.30 -8.09 46.66 36.22 10.02 32.69 400 360 PEAK	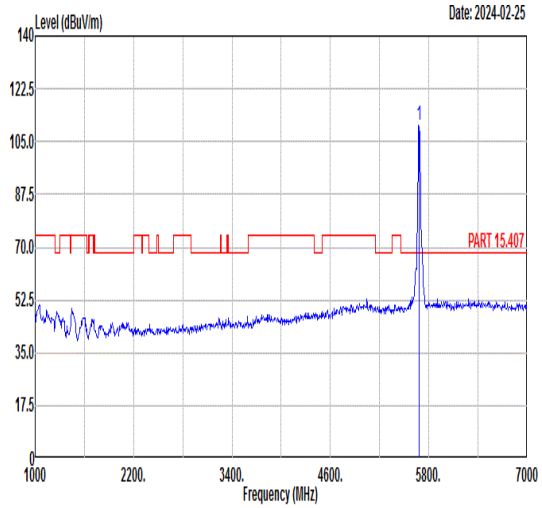 Freq Level Limit Line Margin Read Level Ant Factor Cable Loss Preamp Factor APos TPos Remark MHz dBuV/m dBuV/m dB dBuV dB/m dB dB cm deg 1 5680.00 110.50 ------ ------ 97.12 36.14 9.91 32.67 400 360 PEAK
Avg		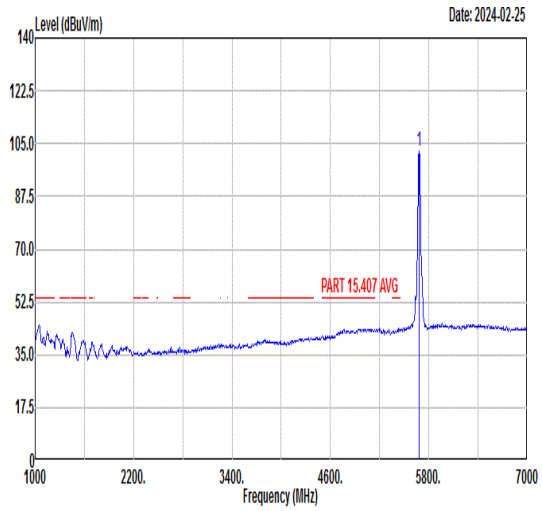 Freq Level Limit Line Margin Read Level Ant Factor Cable Loss Preamp Factor APos TPos Remark MHz dBuV/m dBuV/m dB dBuV dB/m dB dB cm deg 1 5680.00 102.46 ------ ------ 89.03 36.16 9.94 32.67 400 360 AVERAGE

Mode	108	
	Band Edge - L	
	U-NII-1_5.15-5.25_802.11ax HE20_CH136_Full_5680MHz	
ANT	CDD 0+1	
Pol.	Vertical	Fundamental
Peak	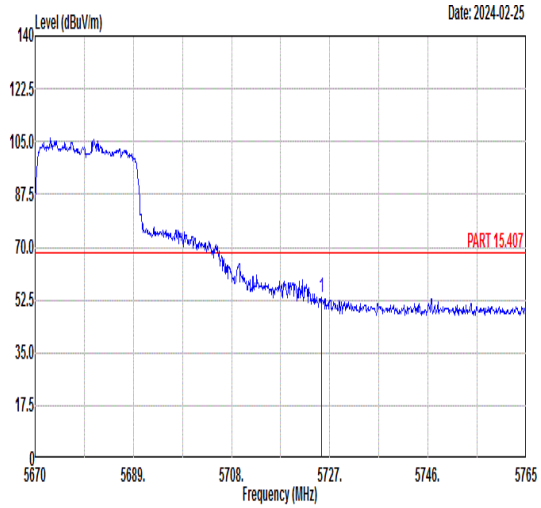 Freq Level Limit Line Margin Read Level Ant Factor Cable Loss Preamp Factor APos TPos Remark MHz dBuV/m dBuV/m dB dBuV dB/m dB dB cm deg 1 5725.48 53.41 68.30 -14.89 39.86 36.22 10.02 32.69 300 82 PEAK	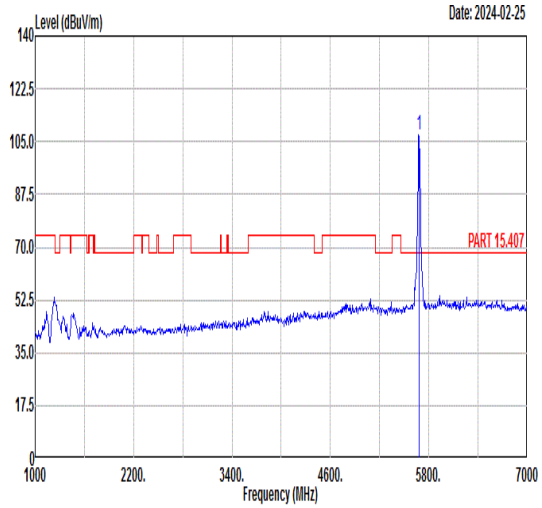 Freq Level Limit Line Margin Read Level Ant Factor Cable Loss Preamp Factor APos TPos Remark MHz dBuV/m dBuV/m dB dBuV dB/m dB dB cm deg 1 5680.00 107.15 ------ ------ 93.77 36.14 9.91 32.67 300 82 PEAK
Avg		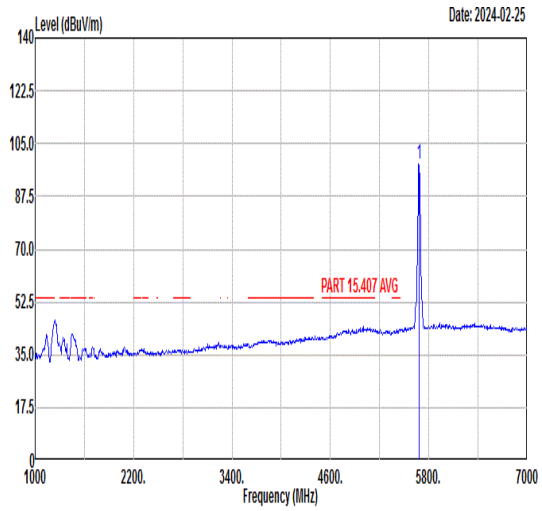 Freq Level Limit Line Margin Read Level Ant Factor Cable Loss Preamp Factor APos TPos Remark MHz dBuV/m dBuV/m dB dBuV dB/m dB dB cm deg 1 5680.00 98.36 ------ ------ 84.98 36.14 9.91 32.67 300 82 AVERAGE

<Simultaneous transmission>

Summary of each worse mode

Mode	Modulation	Ch.	Freq. (MHz)	Level (dBuV/m)	Limit (dBuV/m)	Margin (dB)	Pol.	Peak Avg.	Result	Remark
105	CO_TX		1386.00	50.61	54.00	-3.39	H	AVERAGE	Pass	Band Edge
			15930.00	49.95	74.00	-24.05	V	Peak	Pass	Harmonic

Mode	105	
	Band Edge - L	
	U-NII-2A_5.25-5.35_802.11ac VHT40_CH62_Full_5310MHz+ Bluetooth LE_CH38_2478MHz	
Pol.	Horizontal	Fundamental
Peak	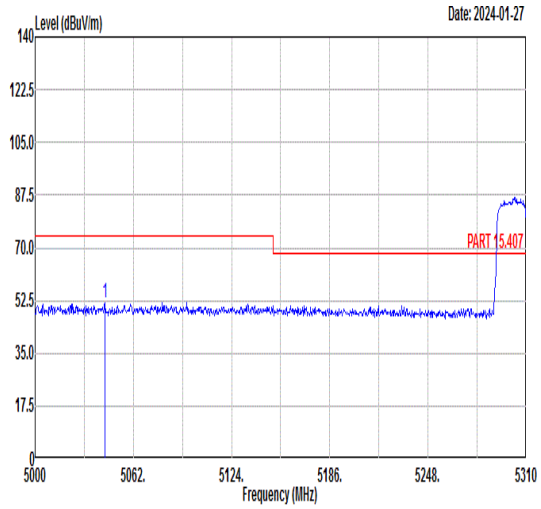 Freq Level Limit Line Margin Read Level Ant Factor Cable Loss Preamp Factor APos TPos Remark MHz dBuV/m dBuV/m dB dBuV dB/m dB dB cm deg 1 5044.02 51.79 74.00 -22.21 39.97 36.17 8.34 32.69 100 98 PEAK	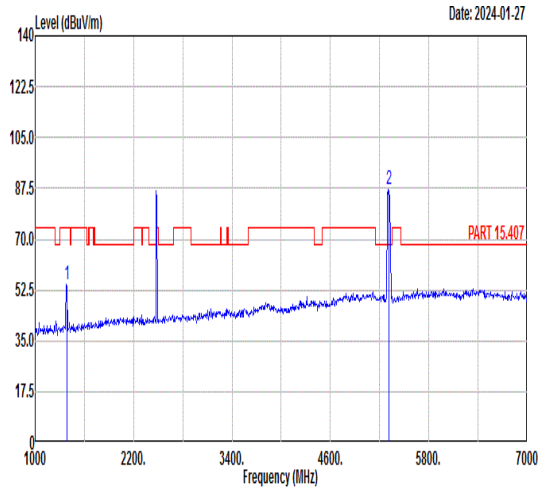 Freq Level Limit Line Margin Read Level Ant Factor Cable Loss Preamp Factor APos TPos Remark MHz dBuV/m dBuV/m dB dBuV dB/m dB dB cm deg 1 1386.00 54.22 74.00 -19.78 55.60 29.42 4.13 34.93 100 98 PEAK 2 5310.00 87.00 ------ ------ 74.50 36.02 9.12 32.64 100 98 PEAK
Avg	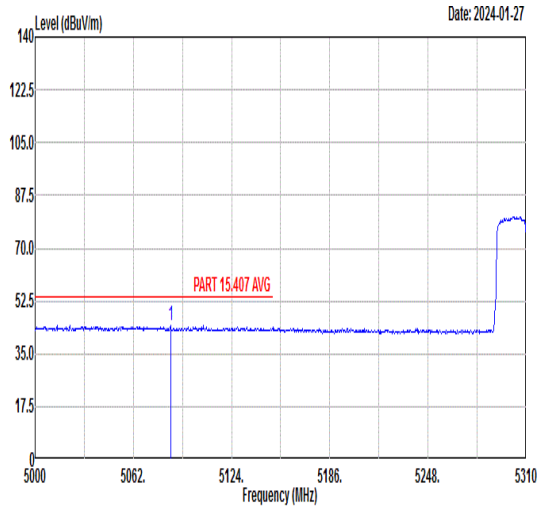 Freq Level Limit Line Margin Read Level Ant Factor Cable Loss Preamp Factor APos TPos Remark MHz dBuV/m dBuV/m dB dBuV dB/m dB dB cm deg 1 5085.56 44.43 54.00 -9.57 32.54 36.15 8.42 32.68 100 98 AVERAGE	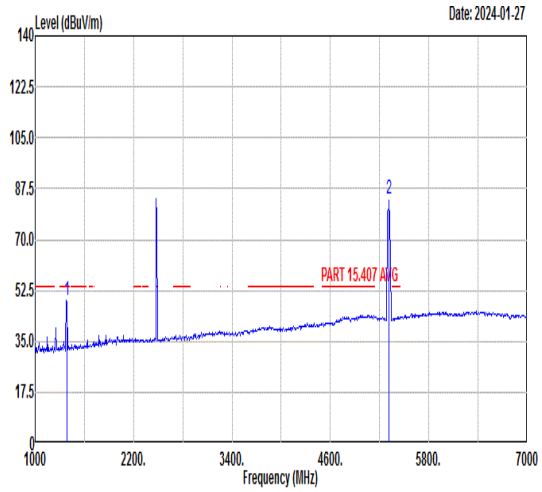 Freq Level Limit Line Margin Read Level Ant Factor Cable Loss Preamp Factor APos TPos Remark MHz dBuV/m dBuV/m dB dBuV dB/m dB dB cm deg 1 1386.00 48.89 54.00 -5.11 50.27 29.42 4.13 34.93 100 98 AVERAGE 2 5310.00 83.99 ------ ------ 81.43 30.70 5.45 33.59 100 98 AVERAGE

Mode	105	
	Band Edge - R	
	U-NII-2A_5.25-5.35_802.11ac VHT40_CH62_Full_5310MHz+ Bluetooth LE_CH38_2478MHz	
ANT	CDD 0+1	
Pol.	Horizontal	Fundamental
Peak	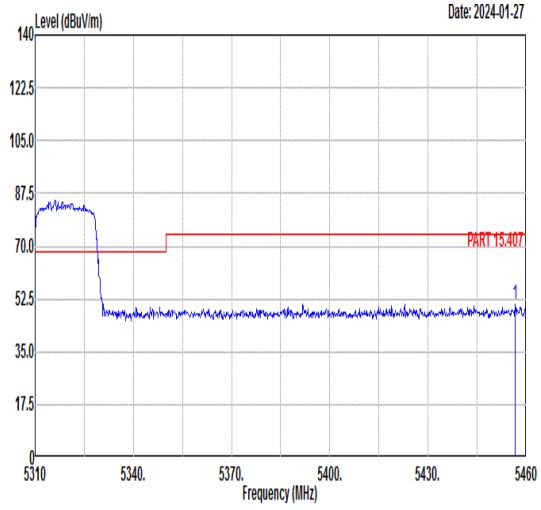 Freq Level Limit Line Margin Read Level Ant Factor Cable Loss Preamp Factor APos TPos Remark MHz dBuV/m dBuV/m dB dBuV dB/m dB dB cm deg 1 5456.70 50.87 74.00 -23.13 37.86 35.93 9.69 32.61 100 98 PEAK	Blank
Avg	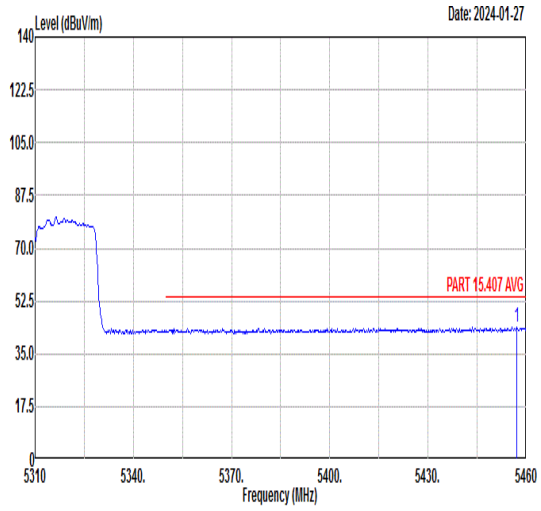 Freq Level Limit Line Margin Read Level Ant Factor Cable Loss Preamp Factor APos TPos Remark MHz dBuV/m dBuV/m dB dBuV dB/m dB dB cm deg 1 5457.00 43.85 54.00 -10.15 30.84 35.93 9.69 32.61 100 98 AVERAGE	Blank

Mode	105	
	Band Edge - L	
	U-NII-2A_5.25-5.35_802.11ac VHT40_CH62_Full_5310MHz+ Bluetooth LE_CH38_2478MHz	
ANT	CDD 0+1	
Pol.	Vertical	Fundamental
Peak	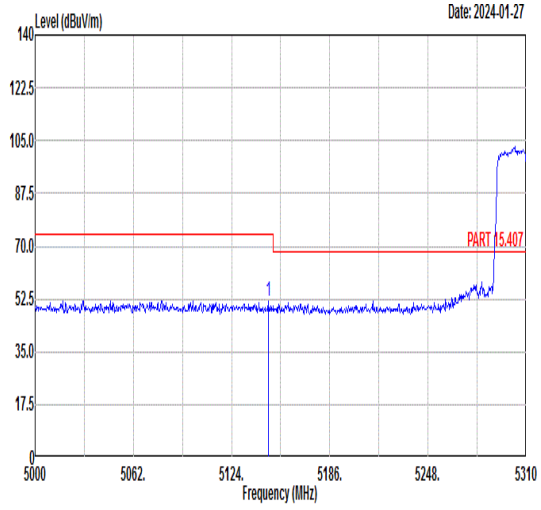 Freq Level Limit Line Margin Read Level Ant Factor Cable Loss Preamp Factor APos TPos Remark MHz dBuV/m dBuV/m dB dBuV dB/m dB dB cm deg 1 5147.25 51.91 74.00 -22.09 39.94 36.11 8.53 32.67 300 154 PEAK	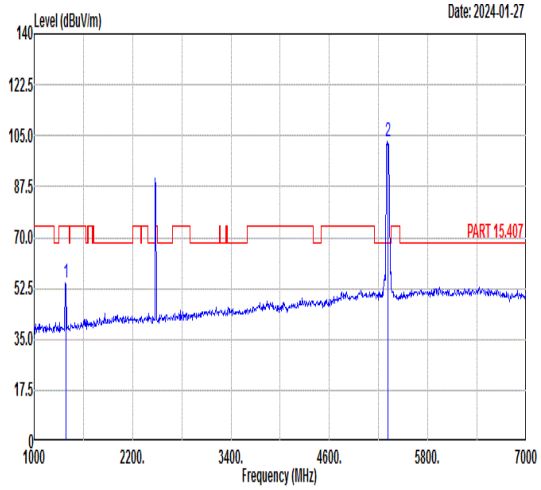 Freq Level Limit Line Margin Read Level Ant Factor Cable Loss Preamp Factor APos TPos Remark MHz dBuV/m dBuV/m dB dBuV dB/m dB dB cm deg 1 1386.00 54.31 74.00 -19.69 55.69 29.42 4.13 34.93 300 154 PEAK 2 5310.00 102.90 ------ ------ 90.40 36.02 9.12 32.64 300 154 PEAK
Avg	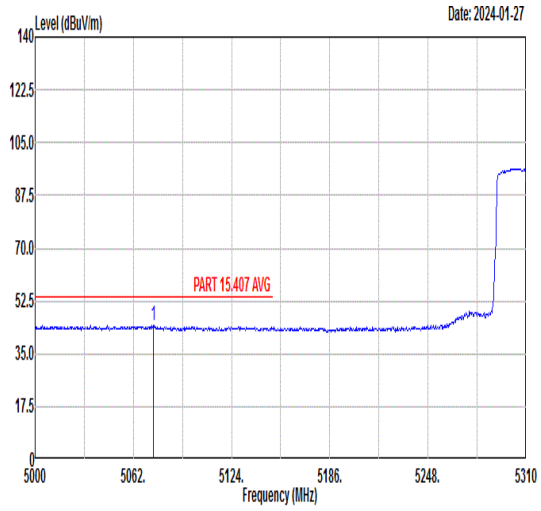 Freq Level Limit Line Margin Read Level Ant Factor Cable Loss Preamp Factor APos TPos Remark MHz dBuV/m dBuV/m dB dBuV dB/m dB dB cm deg 1 5074.71 44.40 54.00 -9.60 32.53 36.16 8.40 32.69 300 154 AVERAGE	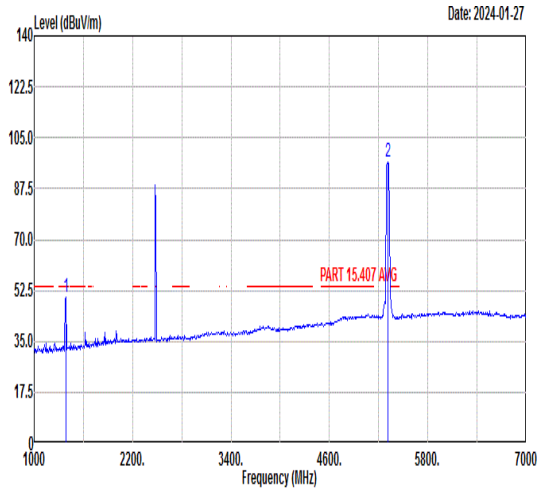 Freq Level Limit Line Margin Read Level Ant Factor Cable Loss Preamp Factor APos TPos Remark MHz dBuV/m dBuV/m dB dBuV dB/m dB dB cm deg 1 1386.00 50.14 54.00 -3.86 51.52 29.42 4.13 34.93 300 154 AVERAGE 2 5310.00 96.61 ------ ------ 84.06 36.01 9.18 32.64 300 154 AVERAGE

Mode	105	
	Band Edge - R	
	U-NII-2A_5.25-5.35_802.11ac VHT40_CH62_Full_5310MHz+ Bluetooth LE_CH38_2478MHz	
ANT	CDD 0+1	
Pol.	Vertical	Fundamental
Peak	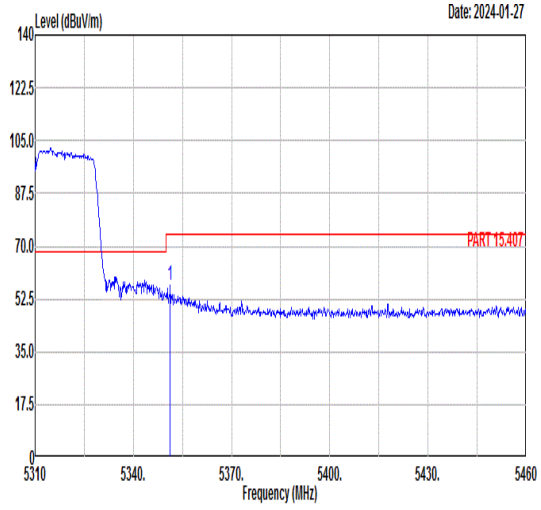 Freq Level Limit Line Margin Read Level Ant Factor Cable Loss Preamp Factor APos TPos Remark MHz dBuV/m dBuV/m dB dBuV dB/m dB dB cm deg 1 5351.25 57.19 74.00 -16.81 44.46 35.99 9.37 32.63 300 154 PEAK	Blank
Avg	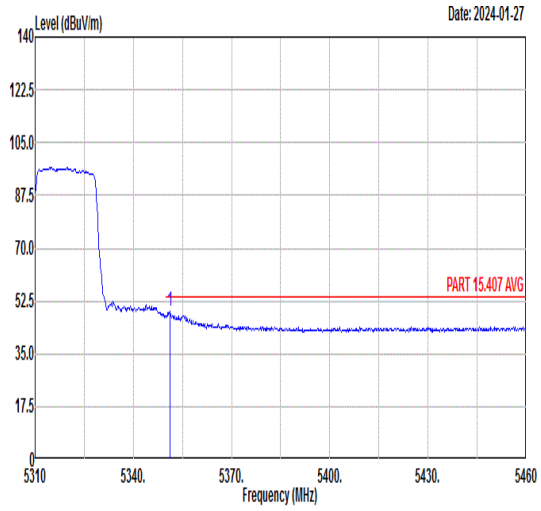 Freq Level Limit Line Margin Read Level Ant Factor Cable Loss Preamp Factor APos TPos Remark MHz dBuV/m dBuV/m dB dBuV dB/m dB dB cm deg 1 5351.10 48.90 54.00 -5.10 36.17 35.99 9.37 32.63 300 154 AVERAGE	Blank

Mode	105	
	Band Edge - L	
	U-NII-2A_5.25-5.35_802.11ac VHT40_CH62_Full_5310MHz+ Bluetooth LE_CH38_2478MHz	
ANT	CDD 0+1	
Pol.	Horizontal	Fundamental
Peak	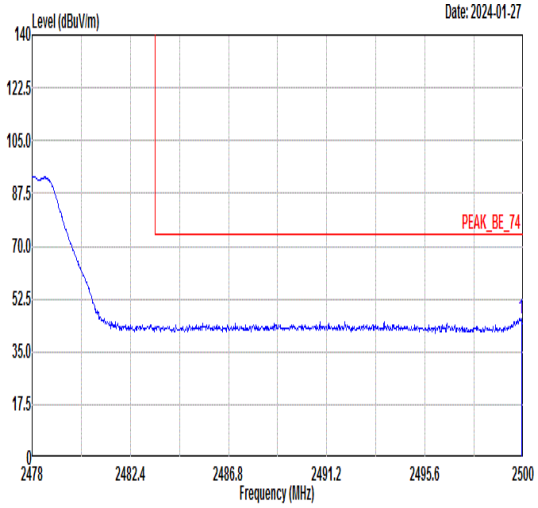 Freq Level Limit Line Margin Read Level Ant Factor Cable Loss Preamp Factor APos TPos Remark MHz dBuV/m dBuV/m dB dBuV dB/m dB dB cm deg 1 2499.91 45.84 74.00 -28.16 43.26 30.70 5.48 33.60 357 253 PEAK	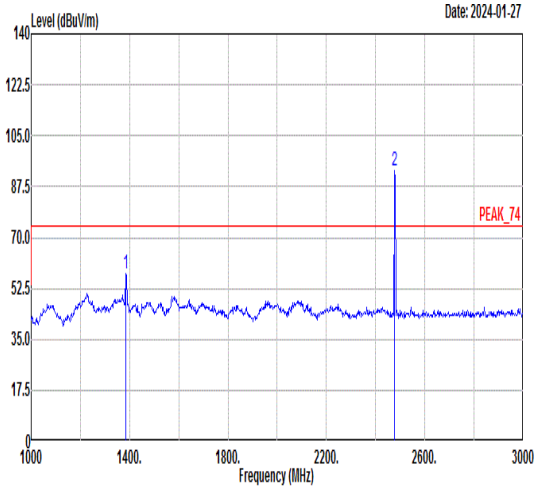 Freq Level Limit Line Margin Read Level Ant Factor Cable Loss Preamp Factor APos TPos Remark MHz dBuV/m dBuV/m dB dBuV dB/m dB dB cm deg 1 1386.00 57.58 74.00 -16.42 58.96 29.42 4.13 34.93 357 253 PEAK 2 2478.00 92.93 ------ ------ 90.37 30.70 5.45 33.59 357 253 PEAK
Avg	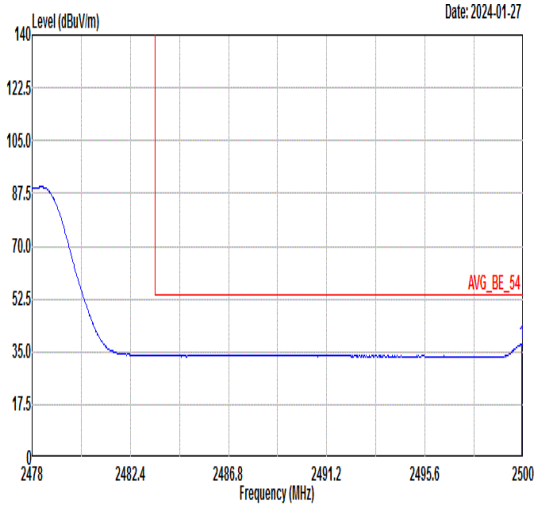 Freq Level Limit Line Margin Read Level Ant Factor Cable Loss Preamp Factor APos TPos Remark MHz dBuV/m dBuV/m dB dBuV dB/m dB dB cm deg 1 2499.93 37.39 54.00 -16.61 34.81 30.70 5.48 33.60 357 253 AVERAGE	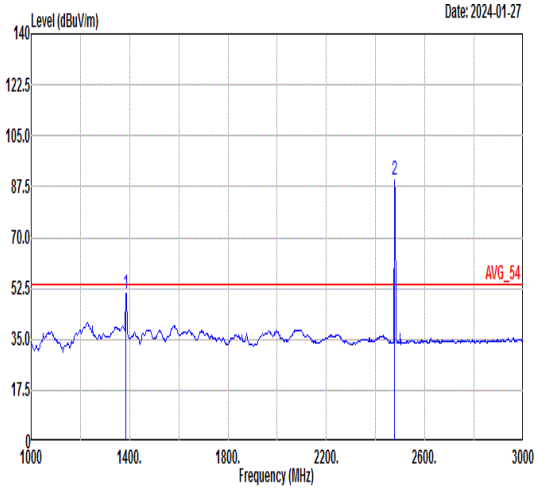 Freq Level Limit Line Margin Read Level Ant Factor Cable Loss Preamp Factor APos TPos Remark MHz dBuV/m dBuV/m dB dBuV dB/m dB dB cm deg 1 1386.00 50.61 54.00 -3.39 51.99 29.42 4.13 34.93 357 253 AVERAGE 2 2478.00 89.65 ------ ------ 87.09 30.70 5.45 33.59 357 253 AVERAGE

Mode	105	
	Band Edge - L	
	U-NII-2A_5.25-5.35_802.11ac VHT40_CH62_Full_5310MHz+ Bluetooth LE_CH38_2478MHz	
ANT	CDD 0+1	
Pol.	Vertical	Fundamental
Peak	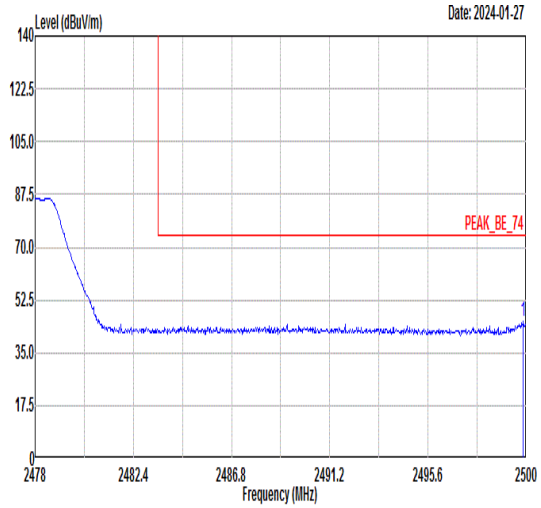 Freq Level Limit Line Margin Read Level Ant Factor Cable Loss Preamp Factor APos TPos Remark MHz dBuV/m dBuV/m dB dBuV dB/m dB dB cm deg 1 2499.87 45.36 74.00 -28.64 42.78 30.70 5.48 33.60 390 130 PEAK	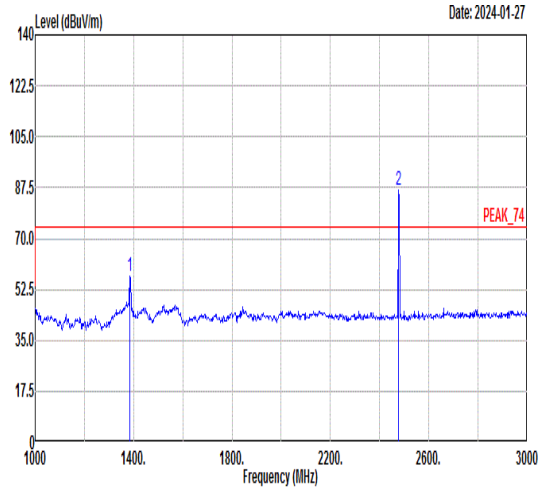 Freq Level Limit Line Margin Read Level Ant Factor Cable Loss Preamp Factor APos TPos Remark MHz dBuV/m dBuV/m dB dBuV dB/m dB dB cm deg 1 1386.00 56.81 74.00 -17.19 58.19 29.42 4.13 34.93 390 130 PEAK 2 2478.00 86.43 ------ ------ 83.87 30.70 5.45 33.59 390 130 PEAK
Avg	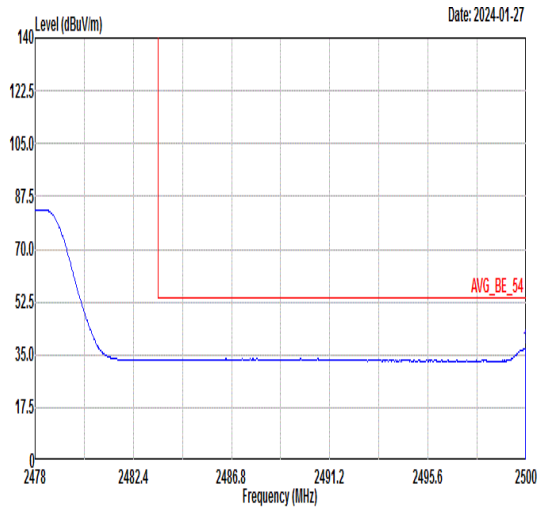 Freq Level Limit Line Margin Read Level Ant Factor Cable Loss Preamp Factor APos TPos Remark MHz dBuV/m dBuV/m dB dBuV dB/m dB dB cm deg 1 2499.96 36.84 54.00 -17.16 34.26 30.70 5.48 33.60 390 130 AVERAGE	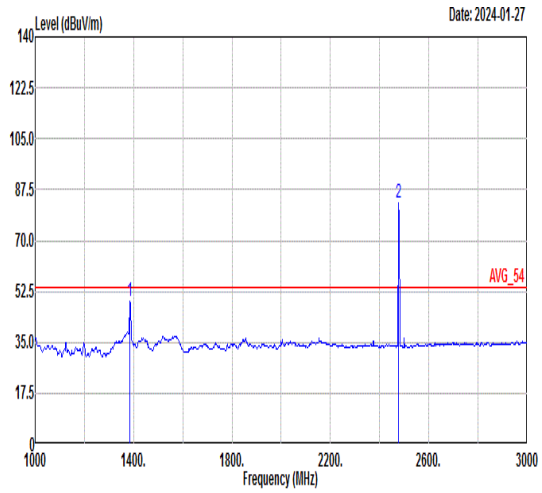 Freq Level Limit Line Margin Read Level Ant Factor Cable Loss Preamp Factor APos TPos Remark MHz dBuV/m dBuV/m dB dBuV dB/m dB dB cm deg 1 1386.00 49.17 54.00 -4.83 50.55 29.42 4.13 34.93 390 130 AVERAGE 2 2478.00 83.04 ------ ------ 80.48 30.70 5.45 33.59 390 130 AVERAGE

Mode	105	
	Harmonic	
	U-NII-2A_5.25-5.35_802.11ac VHT40_CH62_Full_5310MHz+ Bluetooth LE_CH38_2478MHz	
ANT	CDD 0+1	
Pol.	Horizontal	Vertical
Peak Avg	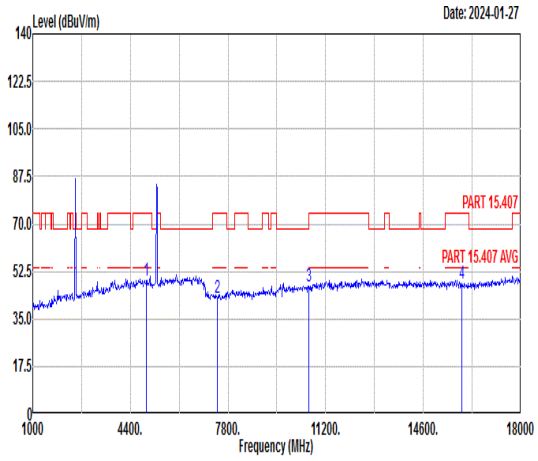 Freq Level Limit Line Margin Read Level Ant Factor Cable Loss Preamp Factor APos TPos Remark MHz dBuV/m dBuV/m dB dBuV dB/m dB dB cm deg 1 4956.00 48.94 74.00 -25.06 37.08 36.09 8.48 32.71 --- --- Peak 2 7434.00 42.95 74.00 -31.05 29.48 36.83 10.17 33.53 --- --- Peak 3 10620.00 46.83 74.00 -27.17 29.03 38.85 12.25 33.30 --- --- Peak 4 15930.00 47.84 74.00 -26.16 26.13 41.04 14.76 34.09 --- --- Peak	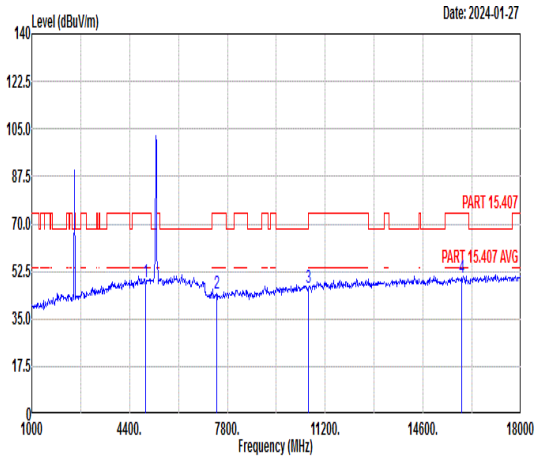 Freq Level Limit Line Margin Read Level Ant Factor Cable Loss Preamp Factor APos TPos Remark MHz dBuV/m dBuV/m dB dBuV dB/m dB dB cm deg 1 4956.00 48.54 74.00 -25.46 36.68 36.09 8.48 32.71 --- --- Peak 2 7434.00 44.28 74.00 -29.72 30.81 36.83 10.17 33.53 --- --- Peak 3 10620.00 46.25 74.00 -27.75 28.45 38.85 12.25 33.30 --- --- Peak 4 15930.00 49.95 74.00 -24.05 28.24 41.04 14.76 34.09 --- --- Peak

Note: For all plots above, the over limit line signals are Fundamental signal which can be ignored.

Appendix D. Duty Cycle Plots

Band	Duty Cycle(%)	T(ms)	1/T(kHz)	VBW Setting
802.11a	92.43	0.336	2.974	3KHz
802.11ac VHT20	92.34	0.332	3.013	10KHZ
802.11ac VHT40	86.71	0.180	5.565	10KHZ
802.11ac VHT80	79.12	0.104	9.583	10KHZ
802.11ax HE20	90.86	0.274	3.651	10KHZ
802.11ax HE40	85.72	0.165	6.053	10KHZ
802.11ax HE80	80.41	0.113	8.846	10KHZ

802.11a

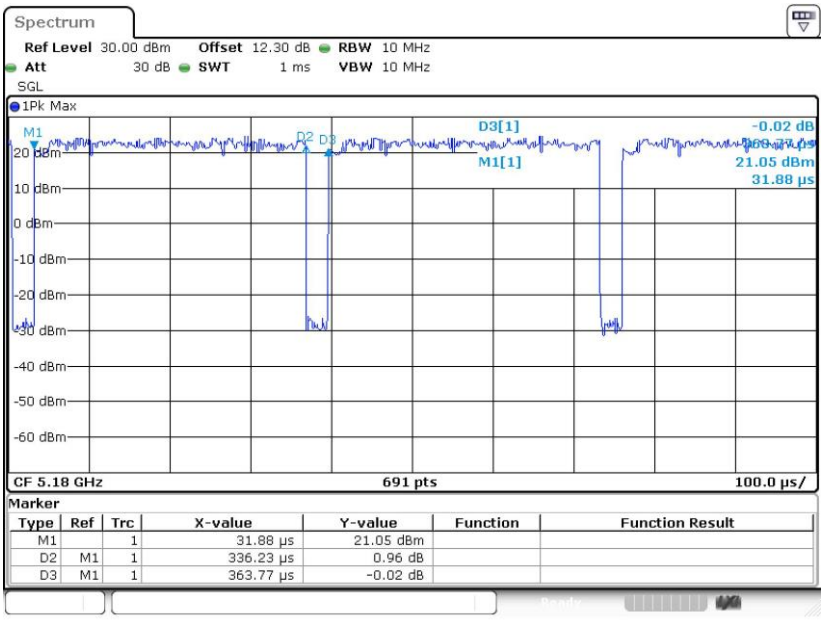

802.11ac VHT20

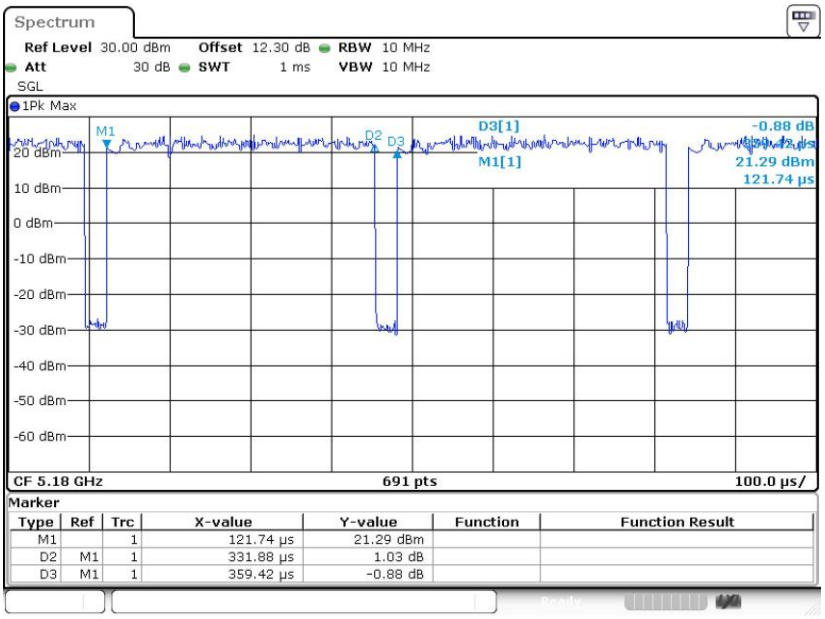

802.11ac VHT40

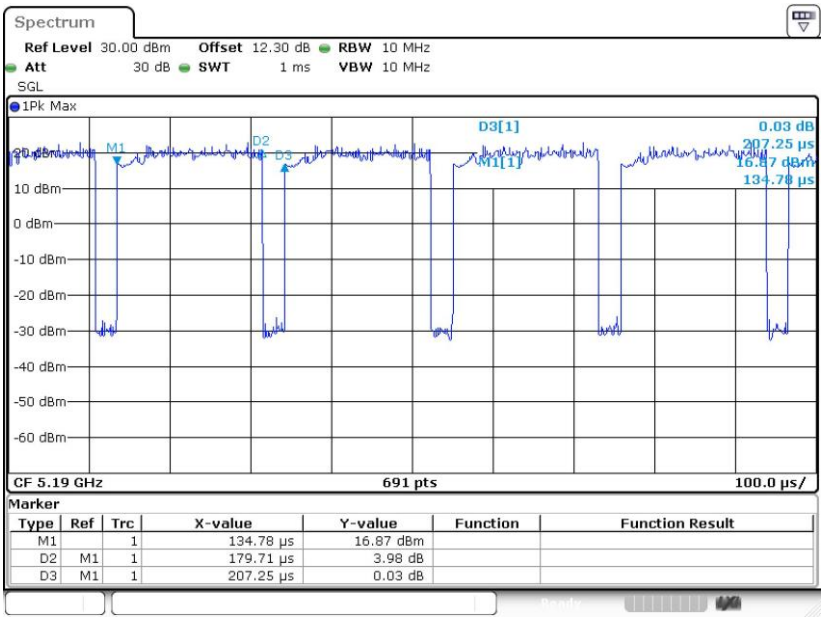

802.11ac VHT80

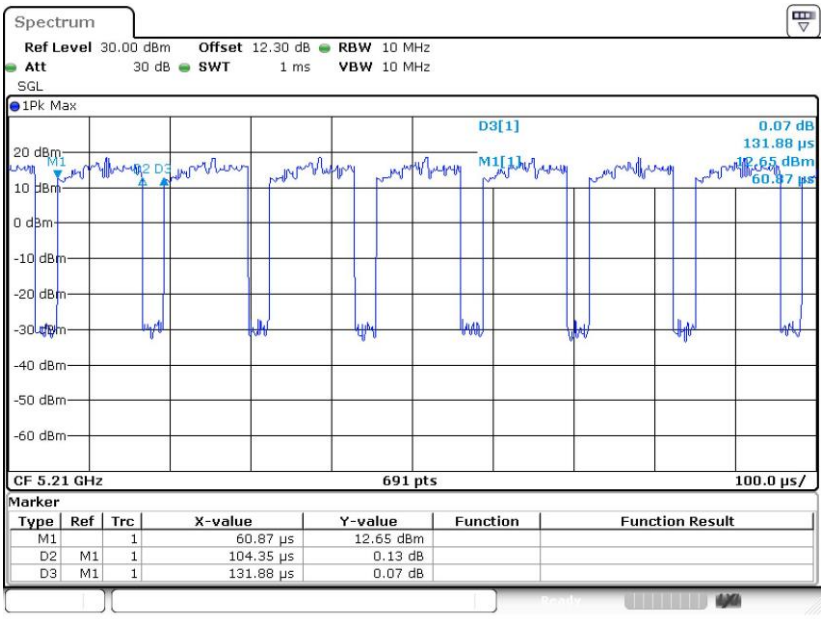

802.11ax HE20

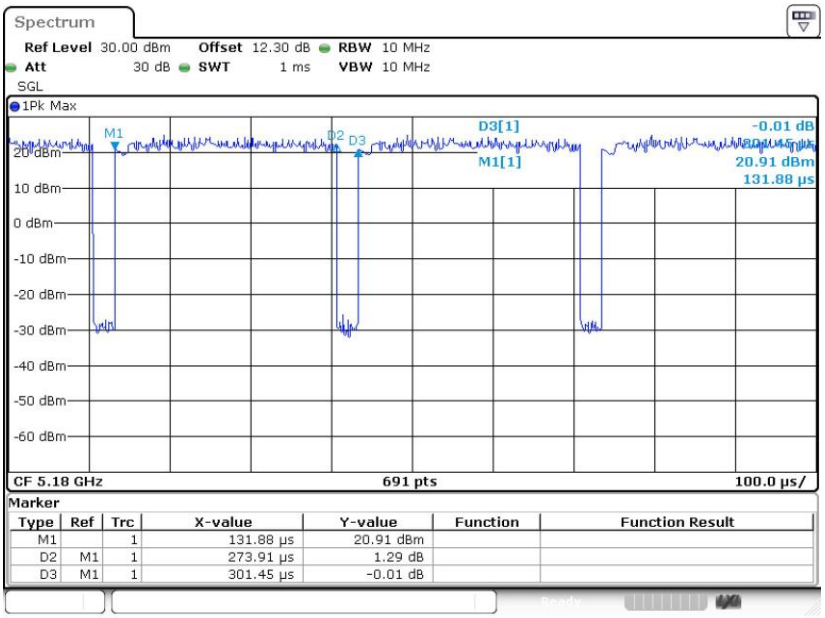

802.11ax HE40

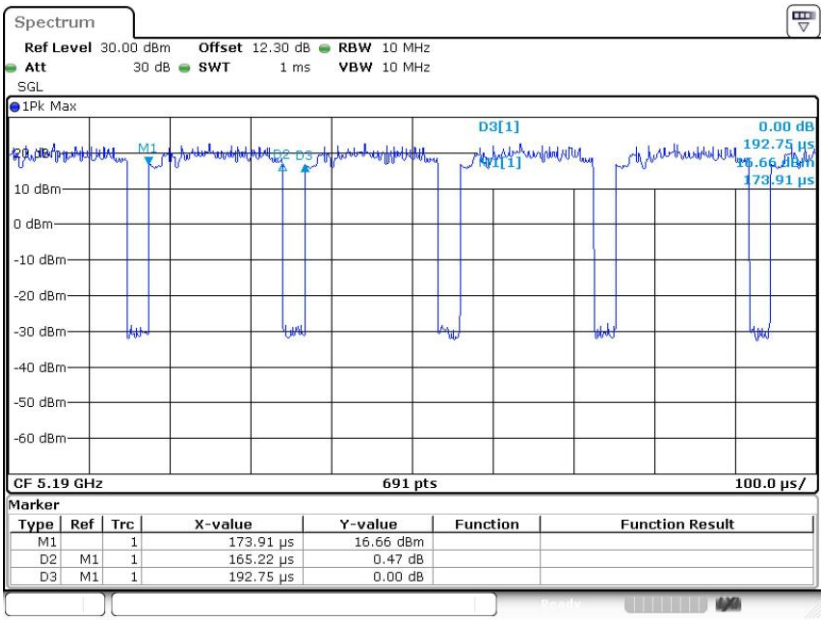
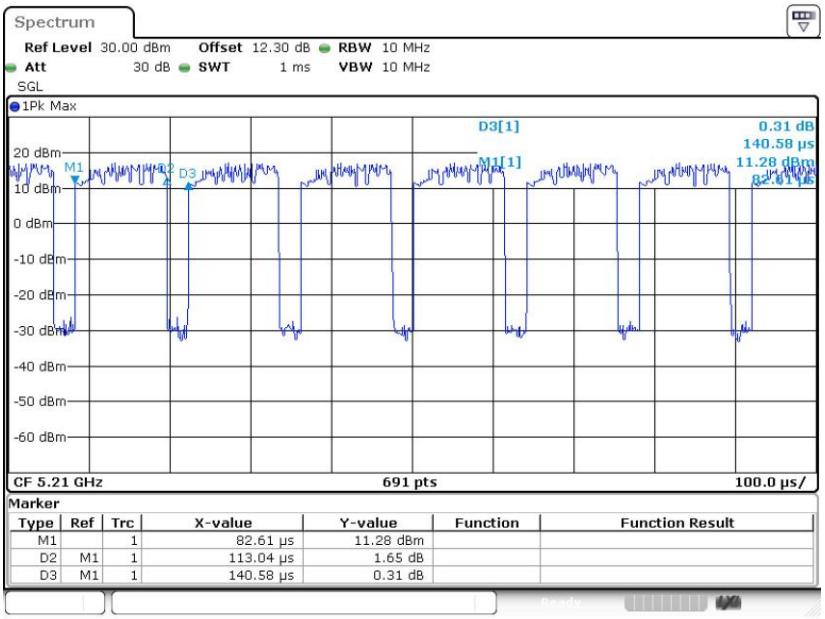
802.11ax HE80