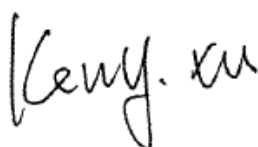


TEST REPORT

Application No.: SZEM2004002440CR
Applicant: Dspread Technology (Beijing) Inc
Address of Applicant: Rm.407, b12c. #10 (Universal Business Park), Jiuxianqiao Road, Chaoyang District, Beijing, China 100027
Manufacturer: Dspread Technology (Beijing) Inc
Address of Manufacturer: Rm.407, b12c. #10 (Universal Business Park), Jiuxianqiao Road, Chaoyang District, Beijing, China 100027
Factory: SHENZHEN WINSTAR PRECISION ELECTRONICS CO., LTD.
Address of Factory: Layer 5, Building 28, Shancheng Industry Park, Shiyan Country, Baoan District, Shenzhen, Guangdong, P.R.China
Equipment Under Test (EUT):
EUT Name: Mobile POS
Model No.: QPOS Cute
Trade Mark: Dspread
FCC ID: 2AGQ6-CUTE
Standard(s) : 47 CFR Part 15, Subpart C 15.225
Date of Receipt: 2020-04-10
Date of Test: 2020-04-10 to 2020-06-04
Date of Issue: 2020-06-05

| | |
|---------------------|--------------|
| Test Result: | Pass* |
|---------------------|--------------|

* In the configuration tested, the EUT complied with the standards specified above.



Keny Xu
EMC Laboratory Manager



Unless otherwise agreed in writing, this document is issued by the Company subject to its General Conditions of Service printed overleaf, available on request or accessible at <http://www.sgs.com/en/Terms-and-Conditions.aspx> and, for electronic format documents, subject to Terms and Conditions for Electronic Documents at <http://www.sgs.com/en/Terms-and-Conditions/Terms-e-Documents.aspx>. Attention is drawn to the limitation of liability, indemnification and jurisdiction issues defined therein. Any holder of this document is advised that information contained hereon reflects the Company's findings at the time of its intervention only and within the limits of Client's instructions, if any. The Company's sole responsibility is to its Client and this document does not exonerate parties to a transaction from exercising all their rights and obligations under the transaction documents. This document cannot be reproduced except in full, without prior written approval of the Company. Any unauthorized alteration, forgery or falsification of the content or appearance of this document is unlawful and offenders may be prosecuted to the fullest extent of the law. Unless otherwise stated the results shown in this test report refer only to the sample(s) tested and such sample(s) are retained for 30 days only.
Attention: To check the authenticity of testing / inspection report & certificate, please contact us at telephone: (86-755) 8307 1443, or email: CN.Doccheck@sgs.com

| Revision Record | | | | |
|-----------------|---------|------------|----------|----------|
| Version | Chapter | Date | Modifier | Remark |
| 01 | | 2020-06-05 | | Original |
| | | | | |
| | | | | |

| | | | |
|--------------------------|--|---|--|
| Authorized for issue by: | | | |
| | |  | |
| | | <hr/> Calvin Weng /Project Engineer | |
| | |  | |
| | | <hr/> Eric Fu /Reviewer | |



Unless otherwise agreed in writing, this document is issued by the Company subject to its General Conditions of Service printed overleaf, available on request or accessible at <http://www.sgs.com/en/Terms-and-Conditions.aspx> and, for electronic format documents, subject to Terms and Conditions for Electronic Documents at <http://www.sgs.com/en/Terms-and-Conditions/Terms-e-Documents.aspx>. Attention is drawn to the limitation of liability, indemnification and jurisdiction issues defined therein. Any holder of this document is advised that information contained hereon reflects the Company's findings at the time of its intervention only and within the limits of Client's instructions, if any. The Company's sole responsibility is to its Client and this document does not exonerate parties to a transaction from exercising all their rights and obligations under the transaction documents. This document cannot be reproduced except in full, without prior written approval of the Company. Any unauthorized alteration, forgery or falsification of the content or appearance of this document is unlawful and offenders may be prosecuted to the fullest extent of the law. Unless otherwise stated the results shown in this test report refer only to the sample(s) tested and such sample(s) are retained for 30 days only.

Attention: To check the authenticity of testing /inspection report & certificate, please contact us at telephone: (86-755) 8307 1443, or email: CN.Doccheck@sgs.com

SGS-CSTC Standards Technical Services Co., Ltd.
Shenzhen Branch (CMA, CNAS, ILAC Laboratory)

No.1 Workshop, M-10, Middle Section, Science & Technology Park, Shenzhen, China 518057 t (86-755) 26012053 f (86-755) 26710594 www.sgsgroup.com.cn
中国·深圳·科技园中区M-10栋一号厂房 邮编: 518057 t (86-755) 26012053 f (86-755) 26710594 sgs.china@sgs.com

2 Test Summary

| Radio Spectrum Technical Requirement | | | | |
|--------------------------------------|----------------------------------|--------|----------------------------------|--------|
| Item | Standard | Method | Requirement | Result |
| Antenna Requirement | 47 CFR Part 15, Subpart C 15.225 | N/A | 47 CFR Part 15, Subpart C 15.203 | Pass |

| Radio Spectrum Matter Part | | | | |
|---|----------------------------------|------------------------------------|--|--------|
| Item | Standard | Method | Requirement | Result |
| Conducted Emissions at AC Power Line (150kHz-30MHz) | 47 CFR Part 15, Subpart C 15.225 | ANSI C63.10 (2013) Section 6.2 | 47 CFR Part 15, Subpart C 15.207 | Pass |
| 20dB Bandwidth | 47 CFR Part 15, Subpart C 15.225 | ANSI C63.10 (2013) Section 6.9 | 47 CFR Part 15, Subpart C 15.215 | Pass |
| Emission Mask | 47 CFR Part 15, Subpart C 15.225 | ANSI C63.10 (2013) Section 6.4 | 47 CFR Part 15, Subpart C 15.225(a)&(b)&(C) | Pass |
| Frequency tolerance | 47 CFR Part 15, Subpart C 15.225 | ANSI C63.10 (2013) Section 6.8 | 47 CFR Part 15, Subpart C 15.225(e) | Pass |
| Radiated Emissions(9kHz-30MHz) | 47 CFR Part 15, Subpart C 15.225 | ANSI C63.10 (2013) Section 6.4&6.5 | 47 CFR Part 15, Subpart C 15.225(d) & 15.209 | Pass |
| Radiated Emissions(30MHz-1GHz) | 47 CFR Part 15, Subpart C 15.225 | ANSI C63.10 (2013) Section 6.4&6.5 | 47 CFR Part 15, Subpart C 15.225(d) & 15.209 | Pass |



3 Contents

| | Page |
|---|-----------|
| 1 COVER PAGE | 1 |
| 2 TEST SUMMARY | 3 |
| 3 CONTENTS | 4 |
| 4 GENERAL INFORMATION | 6 |
| 4.1 DETAILS OF E.U.T. | 6 |
| 4.2 DESCRIPTION OF SUPPORT UNITS | 6 |
| 4.3 MEASUREMENT UNCERTAINTY | 6 |
| 4.4 TEST LOCATION | 7 |
| 4.5 TEST FACILITY | 7 |
| 4.6 DEVIATION FROM STANDARDS | 7 |
| 4.7 ABNORMALITIES FROM STANDARD CONDITIONS | 7 |
| 5 EQUIPMENT LIST | 8 |
| 6 RADIO SPECTRUM TECHNICAL REQUIREMENT | 10 |
| 6.1 ANTENNA REQUIREMENT | 10 |
| 6.1.1 Test Requirement: | 10 |
| 6.1.2 Conclusion | 10 |
| 7 RADIO SPECTRUM MATTER TEST RESULTS | 11 |
| 7.1 CONDUCTED EMISSIONS AT AC POWER LINE (150kHz-30MHz) | 11 |
| 7.1.1 E.U.T. Operation | 11 |
| 7.1.2 Test Setup Diagram | 11 |
| 7.1.3 Measurement Procedure and Data | 12 |
| 7.2 20dB BANDWIDTH | 15 |
| 7.2.1 E.U.T. Operation | 15 |
| 7.2.2 Test Setup Diagram | 15 |
| 7.2.3 Measurement Procedure and Data | 15 |
| 7.3 EMISSION MASK | 17 |
| 7.3.1 E.U.T. Operation | 18 |
| 7.3.2 Test Setup Diagram | 18 |
| 7.3.3 Measurement Procedure and Data | 18 |
| 7.4 FREQUENCY TOLERANCE | 20 |
| 7.4.1 E.U.T. Operation | 20 |
| 7.4.2 Test Setup Diagram | 20 |
| 7.4.3 Measurement Procedure and Data | 20 |
| 7.5 RADIATED EMISSIONS(9kHz-30MHz) | 22 |
| 7.5.1 E.U.T. Operation | 23 |
| 7.5.2 Test Setup Diagram | 23 |
| 7.5.3 Measurement Procedure and Data | 23 |
| 7.6 RADIATED EMISSIONS(30MHz-1GHz) | 26 |
| 7.6.1 E.U.T. Operation | 26 |
| 7.6.2 Test Setup Diagram | 26 |



Unless otherwise agreed in writing, this document is issued by the Company subject to its General Conditions of Service printed overleaf, available on request or accessible at <http://www.sgs.com/en/Terms-and-Conditions.aspx> and, for electronic format documents, subject to Terms and Conditions for Electronic Documents at <http://www.sgs.com/en/Terms-and-Conditions/Terms-e-Documents.aspx>. Attention is drawn to the limitation of liability, indemnification and jurisdiction issues defined therein. Any holder of this document is advised that information contained hereon reflects the Company's findings at the time of its intervention only and within the limits of Client's instructions, if any. The Company's sole responsibility is to its Client and this document does not exonerate parties to a transaction from exercising all their rights and obligations under the transaction documents. This document cannot be reproduced except in full, without prior written approval of the Company. Any unauthorized alteration, forgery or falsification of the content or appearance of this document is unlawful and offenders may be prosecuted to the fullest extent of the law. Unless otherwise stated the results shown in this test report refer only to the sample(s) tested and such sample(s) are retained for 30 days only.

Attention: To check the authenticity of testing / inspection report & certificate, please contact us at telephone: (86-755) 8307 1443, or email: CN.Doccheck@sgs.com

SGS-CSTC Standards Technical Services Co., Ltd.
Shenzhen Branch

No.1 Workshop, M-10, Middle Section, Science & Technology Park, Shenzhen, China 518057 t (86-755) 26012053 f (86-755) 26710594 www.sgs.com.cn
中国·深圳·科技园中区M-10栋一号厂房 邮编: 518057 t (86-755) 26012053 f (86-755) 26710594 sgs.china@sgs.com

| | | |
|----------|---|-----------|
| 7.6.3 | Measurement Procedure and Data..... | 27 |
| 8 | PHOTOGRAPHS | 31 |
| 8.1 | TEST SETUP | 31 |
| 8.2 | EUT CONSTRUCTIONAL DETAILS (EUT PHOTOS) | 31 |



4 General Information

4.1 Details of E.U.T.

| | |
|----------------------|---|
| Power Supply: | DC3.7V by li-ion battery Recharge input: DC5V/1A by USB port |
| Cable: | 0.4m unshielded cable without ferrite core |
| Operation Frequency: | 13.56MHz |
| Modulation Type: | ASK |
| Antenna Gain: | 0dBi |
| Antenna Type: | Loop antenna |

4.2 Description of Support Units

| Description | Manufacturer | Model No. | Serial No. |
|-------------|--------------|----------------|-----------------|
| Adapter | Apple | A1357 W010A051 | REF. No.SEA0500 |
| XIAOMI MI 9 | XIAOMI | M1902F1A | 22006/K9SH01862 |

4.3 Measurement Uncertainty

| No. | Item | Measurement Uncertainty |
|-----|---------------------------------|--------------------------------------|
| 1 | Radio Frequency | $\pm 7.25 \times 10^{-8}$ |
| 2 | Duty cycle | $\pm 0.37\%$ |
| 3 | Occupied Bandwidth | $\pm 3\%$ |
| 4 | Conduction emission | $\pm 3.0\text{dB}$ (150kHz to 30MHz) |
| 5 | RF Radiated power | $\pm 4.5\text{dB}$ (Below 1GHz) |
| | | $\pm 4.8\text{dB}$ (Above 1GHz) |
| 6 | Radiated Spurious emission test | $\pm 4.5\text{dB}$ (Below 1GHz) |
| | | $\pm 4.8\text{dB}$ (Above 1GHz) |
| 7 | Temperature test | $\pm 1^\circ\text{C}$ |
| 8 | Humidity test | $\pm 3\%$ |
| 9 | Supply voltages | $\pm 1.5\%$ |
| 10 | Time | $\pm 3\%$ |

4.4 Test Location

All tests were performed at:

SGS-CSTC Standards Technical Services Co., Ltd., Shenzhen Branch

No. 1 Workshop, M-10, Middle Section, Science & Technology Park, Shenzhen, Guangdong, China. 518057.

Tel: +86 755 2601 2053 Fax: +86 755 2671 0594

No tests were sub-contracted.

4.5 Test Facility

The test facility is recognized, certified, or accredited by the following organizations:

- **A2LA (Certificate No. 3816.01)**

SGS-CSTC Standards Technical Services Co., Ltd., Shenzhen EMC Laboratory is accredited by the American Association for Laboratory Accreditation(A2LA). Certificate No. 3816.01.

- **VCCI**

The 3m Fully-anechoic chamber for above 1GHz, 10m Semi-anechoic chamber for below 1GHz, Shielded Room for Mains Port Conducted Interference Measurement and Telecommunication Port Conducted Interference Measurement of SGS-CSTC Standards Technical Services Co., Ltd. have been registered in accordance with the Regulations for Voluntary Control Measures with Registration No.: G-20026, R-14188, C-12383 and T-11153 respectively.

- **FCC –Designation Number: CN1178**

SGS-CSTC Standards Technical Services Co., Ltd., Shenzhen EMC Laboratory has been recognized as an accredited testing laboratory.

Designation Number: CN1178. Test Firm Registration Number: 406779.

- **Innovation, Science and Economic Development Canada**

SGS-CSTC Standards Technical Services Co., Ltd., Shenzhen EMC Laboratory has been recognized by ISED as an accredited testing laboratory.

CAB identifier: CN0006.

IC#: 4620C.

4.6 Deviation from Standards

None

4.7 Abnormalities from Standard Conditions

None



Unless otherwise agreed in writing, this document is issued by the Company subject to its General Conditions of Service printed overleaf, available on request or accessible at <http://www.sgs.com/en/Terms-and-Conditions.aspx> and, for electronic format documents, subject to Terms and Conditions for Electronic Documents at <http://www.sgs.com/en/Terms-and-Conditions/Terms-e-Documents.aspx>. Attention is drawn to the limitation of liability, indemnification and jurisdiction issues defined therein. Any holder of this document is advised that information contained hereon reflects the Company's findings at the time of its intervention only and within the limits of Client's instructions, if any. The Company's sole responsibility is to its Client and this document does not exonerate parties to a transaction from exercising all their rights and obligations under the transaction documents. This document cannot be reproduced except in full, without prior written approval of the Company. Any unauthorized alteration, forgery or falsification of the content or appearance of this document is unlawful and offenders may be prosecuted to the fullest extent of the law. Unless otherwise stated the results shown in this test report refer only to the sample(s) tested and such sample(s) are retained for 30 days only.

Attention: To check the authenticity of testing /inspection report & certificate, please contact us at telephone: (86-755) 8307 1443, or email: CN.Doccheck@sgs.com

No.1 Workshop, M-10, Middle Section, Science & Technology Park, Shenzhen, China 518057 t (86-755) 26012053 f (86-755) 26710594 www.ssgroup.com.cn
中国·深圳·科技园中区M-10栋一号厂房 邮编: 518057 t (86-755) 26012053 f (86-755) 26710594 sgs.china@sgs.com

5 Equipment List

| Conducted Emissions at AC Power Line (150kHz-30MHz) | | | | | |
|---|------------------|-----------------|--------------|------------|--------------|
| Equipment | Manufacturer | Model No | Inventory No | Cal Date | Cal Due Date |
| Shielding Room | ZhongYu Electron | GB-88 | SEM001-06 | 2019-06-13 | 2022-06-12 |
| Measurement Software | AUDIX | e3 V8.2014-6-27 | N/A | N/A | N/A |
| Coaxial Cable | SGS | N/A | SEM024-01 | 2019-07-11 | 2020-07-10 |
| LISN | Rohde & Schwarz | ENV216 | SEM007-01 | 2019-09-24 | 2020-09-23 |
| LISN | ETS-LINDGREN | 3816/2 | SEM007-02 | 2020-04-01 | 2021-03-31 |
| EMI Test Receiver | Rohde & Schwarz | ESCI | SEM004-02 | 2020-03-24 | 2021-03-23 |

| 20dB Bandwidth | | | | | |
|----------------------|-----------------|----------------------|--------------|------------|--------------|
| Equipment | Manufacturer | Model No | Inventory No | Cal Date | Cal Due Date |
| Shielding Room | SAEMC | MSR733 | SEM001-09 | 2019-06-13 | 2022-06-12 |
| Spectrum Analyzer | Rohde & Schwarz | FSP | SEM004-06 | 2019-09-24 | 2020-09-23 |
| Measurement Software | JS Tonscend | JS1120-2 BT/WIFI V2. | N/A | N/A | N/A |
| Coaxial Cable | SGS | N/A | SEM031-02 | 2019-07-11 | 2020-07-10 |

| Emission Mask | | | | | |
|---------------------------|----------------------|-----------------|--------------|------------|--------------|
| Equipment | Manufacturer | Model No | Inventory No | Cal Date | Cal Due Date |
| 10m Semi-Anechoic Chamber | SAEMC | FSAC1018 | SEM001-03 | 2018-03-31 | 2021-03-30 |
| Measurement Software | AUDIX | e3 V8.2014-6-27 | N/A | N/A | N/A |
| Coaxial Cable | SGS | N/A | SEM029-01 | 2019-07-11 | 2020-07-10 |
| MXE EMI receiver | KEYSIGHT | N9038A | SEM004-16 | 2019-12-16 | 2020-12-15 |
| Trilog-Broadband Antenna | Schwarzbeck | VULB9168 | SEM003-18 | 2019-08-08 | 2022-08-07 |
| Pre-amplifier | Sonoma Instrument Co | 310N | SEM005-04 | 2020-04-09 | 2021-04-08 |

| Frequency tolerance | | | | | |
|----------------------|-----------------|----------------------|--------------|------------|--------------|
| Equipment | Manufacturer | Model No | Inventory No | Cal Date | Cal Due Date |
| Shielding Room | SAEMC | MSR733 | SEM001-09 | 2019-06-13 | 2022-06-12 |
| DC Power Supply | Zhao Xin | KXN-6020D | SEM011-08 | 2019-09-24 | 2020-09-23 |
| Spectrum Analyzer | Rohde & Schwarz | FSP | SEM004-06 | 2019-09-24 | 2020-09-23 |
| Measurement Software | JS Tonscend | JS1120-2 BT/WIFI V2. | N/A | N/A | N/A |



Unless otherwise agreed in writing, this document is issued by the Company subject to its General Conditions of Service printed overleaf, available on request or accessible at <http://www.sgs.com/en/Terms-and-Conditions.aspx> and, for electronic format documents, subject to Terms and Conditions for Electronic Documents at <http://www.sgs.com/en/Terms-and-Conditions/Terms-e-Documents.aspx>. Attention is drawn to the limitation of liability, indemnification and jurisdiction issues defined therein. Any holder of this document is advised that information contained hereon reflects the Company's findings at the time of its intervention only and within the limits of Client's instructions, if any. The Company's sole responsibility is to its Client and this document does not exonerate parties to a transaction from exercising all their rights and obligations under the transaction documents. This document cannot be reproduced except in full, without prior written approval of the Company. Any unauthorized alteration, forgery or falsification of the content or appearance of this document is unlawful and offenders may be prosecuted to the fullest extent of the law. Unless otherwise stated the results shown in this test report refer only to the sample(s) tested and such sample(s) are retained for 30 days only.

Attention: To check the authenticity of testing / inspection report & certificate, please contact us at telephone: (86-755) 83071443, or email: CN.Doccheck@sgs.com

No.1 Workshop, M-10, Middle Section, Science & Technology Park, Shenzhen, China 518057 t (86-755) 26012053 f (86-755) 26710594 www.sgs.com.cn
中国·深圳·科技园中区M-10栋一号厂房 邮编: 518057 t (86-755) 26012053 f (86-755) 26710594 sgs.china@sgs.com

| | | | | | |
|---------------|-----|-----|-----------|------------|------------|
| Coaxial Cable | SGS | N/A | SEM031-02 | 2019-07-11 | 2020-07-10 |
|---------------|-----|-----|-----------|------------|------------|

| Radiated Emissions(9kHz-30MHz) | | | | | |
|--------------------------------|----------------------|-----------------|--------------|------------|--------------|
| Equipment | Manufacturer | Model No | Inventory No | Cal Date | Cal Due Date |
| 10m Semi-Anechoic Chamber | SAEMC | FSAC1018 | SEM001-03 | 2018-03-31 | 2021-03-30 |
| Measurement Software | AUDIX | e3 V8.2014-6-27 | N/A | N/A | N/A |
| Coaxial Cable | SGS | N/A | SEM029-01 | 2019-07-11 | 2020-07-10 |
| MXE EMI receiver | KEYSIGHT | N9038A | SEM004-16 | 2019-12-16 | 2020-12-15 |
| Trilog-Broadband Antenna | Schwarzbeck | VULB9168 | SEM003-18 | 2019-08-08 | 2022-08-07 |
| Pre-amplifier | Sonoma Instrument Co | 310N | SEM005-04 | 2020-04-09 | 2021-04-08 |
| Active Loop Antenna | ETS-Lindgren | 6502 | SEM003-08 | 2017-08-22 | 2020-08-21 |

| Radiated Emissions(30MHz-1GHz) | | | | | |
|--------------------------------|----------------------|-----------------|--------------|------------|--------------|
| Equipment | Manufacturer | Model No | Inventory No | Cal Date | Cal Due Date |
| 10m Semi-Anechoic Chamber | SAEMC | FSAC1018 | SEM001-03 | 2018-03-31 | 2021-03-30 |
| Measurement Software | AUDIX | e3 V8.2014-6-27 | N/A | N/A | N/A |
| Coaxial Cable | SGS | N/A | SEM029-01 | 2019-07-11 | 2020-07-10 |
| MXE EMI receiver | KEYSIGHT | N9038A | SEM004-16 | 2019-12-16 | 2020-12-15 |
| Trilog-Broadband Antenna | Schwarzbeck | VULB9168 | SEM003-18 | 2019-08-08 | 2022-08-07 |
| Pre-amplifier | Sonoma Instrument Co | 310N | SEM005-04 | 2020-04-09 | 2021-04-08 |

| General used equipment | | | | | |
|---------------------------------|---|----------|--------------|------------|--------------|
| Equipment | Manufacturer | Model No | Inventory No | Cal Date | Cal Due Date |
| Humidity/ Temperature Indicator | Shanghai Meteorological Industry Factory | ZJ1-2B | SEM002-03 | 2019-09-26 | 2020-09-25 |
| Humidity/ Temperature Indicator | Shanghai Meteorological Industry Factory | ZJ1-2B | SEM002-04 | 2019-09-26 | 2020-09-25 |
| Humidity/ Temperature Indicator | Mingle | N/A | SEM002-08 | 2019-09-26 | 2020-09-25 |
| Barometer | Changchun Meteorological Industry Factory | DYM3 | SEM002-01 | 2020-04-07 | 2021-04-06 |



6 Radio Spectrum Technical Requirement

6.1 Antenna Requirement

6.1.1 Test Requirement:

47 CFR Part 15, Subpart C 15.203

6.1.2 Conclusion

Standard Requirement:

An intentional radiator shall be designed to ensure that no antenna other than that furnished by the responsible party shall be used with the device. The use of a antenna that uses a unique coupling to the intentional radiator, the manufacturer may design the unit permanently attached antenna or of an so that a broken antenna can be replaced by the user, but the use of a standard antenna jack or electrical connector is prohibited.

EUT Antenna:

The antenna is integrated on the main PCB and no consideration of replacement. The best case gain of the antenna is 0Bi.

Antenna location: Refer to internal photo.



7 Radio Spectrum Matter Test Results

7.1 Conducted Emissions at AC Power Line (150kHz-30MHz)

Test Requirement 47 CFR Part 15, Subpart C 15.207

Test Method: ANSI C63.10 (2013) Section 6.2

Limit:

| Frequency range (MHz) | Limit (dBuV) | |
|-----------------------|--------------|-----------|
| | Quasi-peak | Average |
| 0.15-0.5 | 66 to 56* | 56 to 46* |
| 0.5-5 | 56 | 46 |
| 5-30 | 60 | 50 |

* Decreases with the logarithm of the frequency.

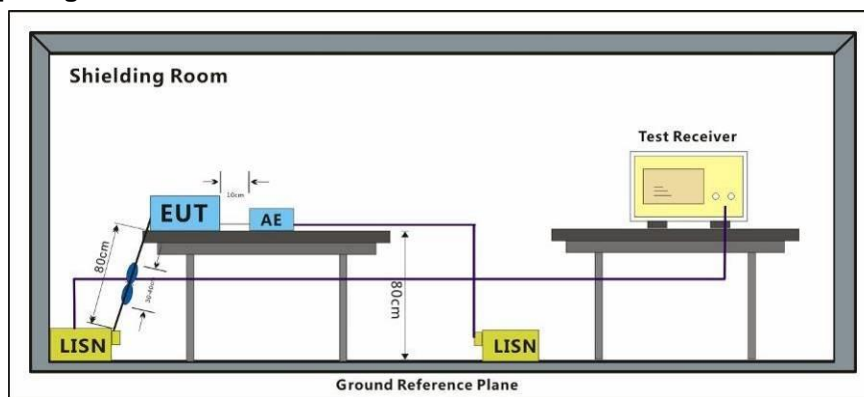
7.1.1 E.U.T. Operation

Operating Environment:

Temperature: 22.6 °C Humidity: 56.9 % RH Atmospheric Pressure: 1015 mbar

Test mode d:TX mode_Keep the EUT in transmitting with modulation mode.

7.1.2 Test Setup Diagram



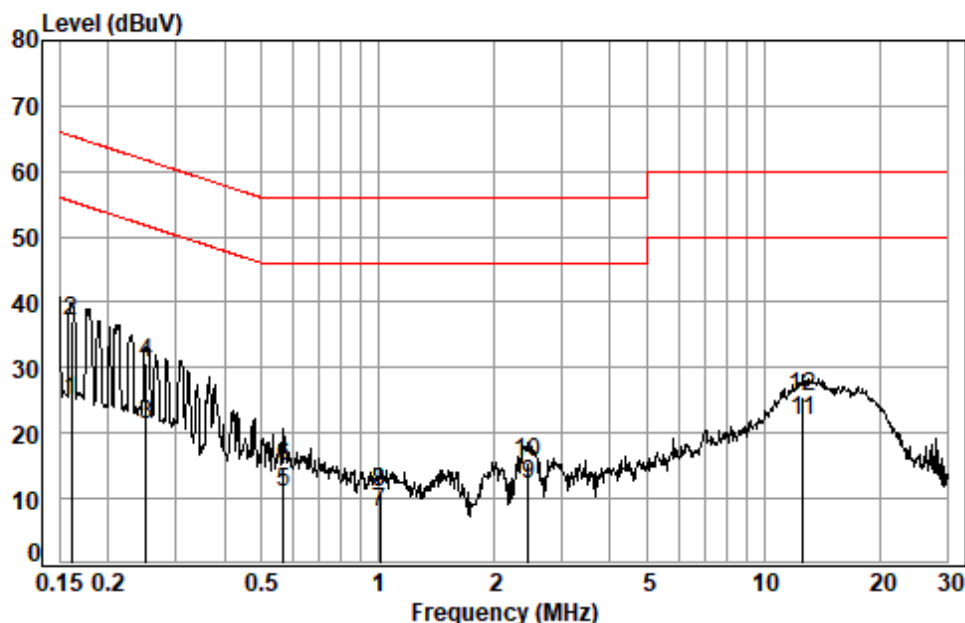
7.1.3 Measurement Procedure and Data

- 1) The mains terminal disturbance voltage test was conducted in a shielded room.
- 2) The EUT was connected to AC power source through a LISN 1 (Line Impedance Stabilization Network) which provides a 50ohm/50μH + 5ohm linear impedance. The power cables of all other units of the EUT were connected to a second LISN 2, which was bonded to the ground reference plane in the same way as the LISN 1 for the unit being measured. A multiple socket outlet strip was used to connect multiple power cables to a single LISN provided the rating of the LISN was not exceeded.
- 3) The tabletop EUT was placed upon a non-metallic table 0.8m above the ground reference plane. And for floor-standing arrangement, the EUT was placed on the horizontal ground reference plane,
- 4) The test was performed with a vertical ground reference plane. The rear of the EUT shall be 0.4 m from the vertical ground reference plane. The vertical ground reference plane was bonded to the horizontal ground reference plane. The LISN 1 was placed 0.8 m from the boundary of the unit under test and bonded to a ground reference plane for LISNs mounted on top of the ground reference plane. This distance was between the closest points of the LISN 1 and the EUT. All other units of the EUT and associated equipment was at least 0.8 m from the LISN 2.
- 5) In order to find the maximum emission, the relative positions of equipment and all of the interface cables must be changed according to ANSI C63.10 on conducted measurement.

Remark: LISN=Read Level+ Cable Loss+ LISN Factor



Mode:d; Line:Live Line



Site : Shielding Room

Condition: Line

Job No. : 02440CR

Test mode: d

| | Freq | Cable Loss | LISN Factor | Read Level | Level | Limit Line | Over Limit | Remark |
|----|---------|------------|-------------|------------|-------|------------|------------|---------|
| | MHz | dB | dB | dBuV | dBuV | dBuV | dB | |
| 1 | 0.1607 | 0.01 | 9.59 | 15.47 | 25.07 | 55.43 | -30.36 | Average |
| 2 | 0.1607 | 0.01 | 9.59 | 27.58 | 37.18 | 65.43 | -28.25 | QP |
| 3 | 0.2508 | 0.03 | 9.59 | 11.60 | 21.22 | 51.73 | -30.51 | Average |
| 4 | 0.2508 | 0.03 | 9.59 | 21.16 | 30.78 | 61.73 | -30.95 | QP |
| 5 | 0.5701 | 0.07 | 9.60 | 1.24 | 10.91 | 46.00 | -35.09 | Average |
| 6 | 0.5701 | 0.07 | 9.60 | 5.36 | 15.03 | 56.00 | -40.97 | QP |
| 7 | 1.0157 | 0.09 | 9.60 | -1.69 | 8.00 | 46.00 | -38.00 | Average |
| 8 | 1.0157 | 0.09 | 9.60 | 1.36 | 11.05 | 56.00 | -44.95 | QP |
| 9 | 2.4476 | 0.16 | 9.64 | 2.45 | 12.25 | 46.00 | -33.75 | Average |
| 10 | 2.4476 | 0.16 | 9.64 | 5.66 | 15.46 | 56.00 | -40.54 | QP |
| 11 | 12.6489 | 0.19 | 9.98 | 11.80 | 21.97 | 50.00 | -28.03 | Average |
| 12 | 12.6489 | 0.19 | 9.98 | 15.29 | 25.46 | 60.00 | -34.54 | QP |



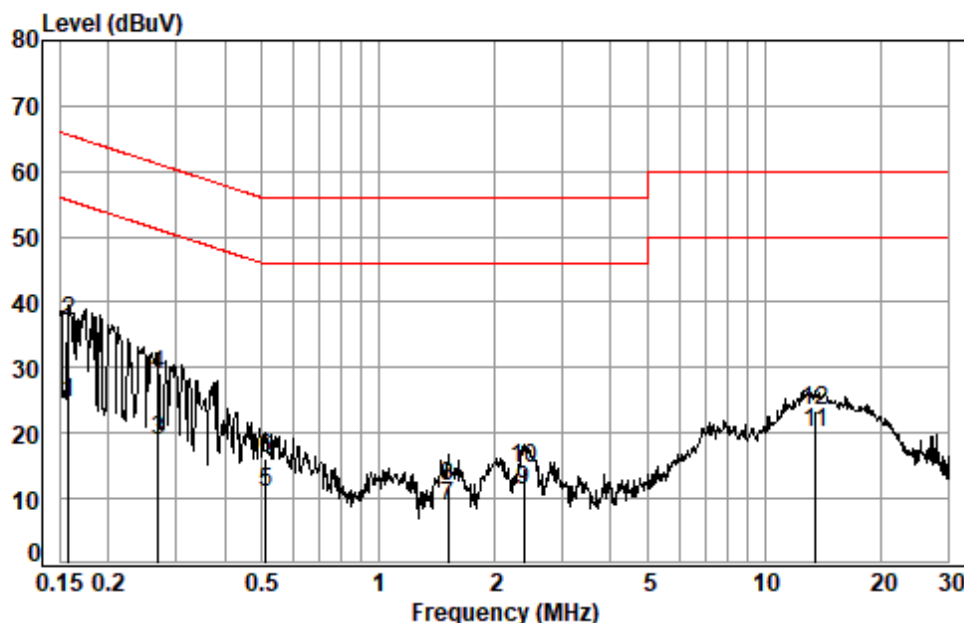
Unless otherwise agreed in writing, this document is issued by the Company subject to its General Conditions of Service printed overleaf, available on request or accessible at <http://www.sgs.com/en/Terms-and-Conditions.aspx> and, for electronic format documents, subject to Terms and Conditions for Electronic Documents at <http://www.sgs.com/en/Terms-and-Conditions/Terms-e-Documents.aspx>. Attention is drawn to the limitation of liability, indemnification and jurisdiction issues defined therein. Any holder of this document is advised that information contained hereon reflects the Company's findings at the time of its intervention only and within the limits of Client's instructions, if any. The Company's sole responsibility is to its Client and this document does not exonerate parties to a transaction from exercising all their rights and obligations under the transaction documents. This document cannot be reproduced except in full, without prior written approval of the Company. Any unauthorized alteration, forgery or falsification of the content or appearance of this document is unlawful and offenders may be prosecuted to the fullest extent of the law. Unless otherwise stated the results shown in this test report refer only to the sample(s) tested and such sample(s) are retained for 30 days only.

Attention: To check the authenticity of testing / inspection report & certificate, please contact us at telephone: (86-755) 8307 1443, or email: CN.Doccheck@sgs.com

SGS-CSTC Standards Technical Services Co., Ltd.
Shenzhen Branch

No.1 Workshop, M-10, Middle Section, Science & Technology Park, Shenzhen, China 518057 t (86-755) 26012053 f (86-755) 26710594 www.sgs.com.cn
中国·深圳·科技园中区M-10栋一号厂房 邮编: 518057 t (86-755) 26012053 f (86-755) 26710594 sgs.china@sgs.com

Mode:d; Line:Neutral Line



Site : Shielding Room
Condition: Neutral
Job No. : 02440CR
Test mode: d

| | Freq | Cable Loss | LISN Factor | Read Level | Limit Level | Limit Line | Over Limit | Remark |
|----|---------|------------|-------------|------------|-------------|------------|------------|---------|
| | MHz | dB | dB | dBuV | dBuV | dBuV | dB | |
| 1 | 0.1582 | 0.01 | 9.55 | 15.21 | 24.77 | 55.56 | -30.79 | Average |
| 2 | 0.1582 | 0.01 | 9.55 | 27.56 | 37.12 | 65.56 | -28.44 | QP |
| 3 | 0.2701 | 0.03 | 9.54 | 9.15 | 18.72 | 51.12 | -32.40 | Average |
| 4 | 0.2701 | 0.03 | 9.54 | 19.44 | 29.01 | 61.12 | -32.11 | QP |
| 5 | 0.5128 | 0.06 | 9.54 | 1.49 | 11.09 | 46.00 | -34.91 | Average |
| 6 | 0.5128 | 0.06 | 9.54 | 6.45 | 16.05 | 56.00 | -39.95 | QP |
| 7 | 1.5193 | 0.13 | 9.56 | -0.97 | 8.72 | 46.00 | -37.28 | Average |
| 8 | 1.5193 | 0.13 | 9.56 | 2.15 | 11.84 | 56.00 | -44.16 | QP |
| 9 | 2.3836 | 0.16 | 9.57 | 1.67 | 11.40 | 46.00 | -34.60 | Average |
| 10 | 2.3836 | 0.16 | 9.57 | 4.90 | 14.63 | 56.00 | -41.37 | QP |
| 11 | 13.5509 | 0.20 | 10.17 | 9.82 | 20.19 | 50.00 | -29.81 | Average |
| 12 | 13.5509 | 0.20 | 10.17 | 13.12 | 23.49 | 60.00 | -36.51 | QP |



Unless otherwise agreed in writing, this document is issued by the Company subject to its General Conditions of Service printed overleaf, available on request or accessible at <http://www.sgs.com/en/Terms-and-Conditions.aspx> and, for electronic format documents, subject to Terms and Conditions for Electronic Documents at <http://www.sgs.com/en/Terms-and-Conditions/Terms-e-Documents.aspx>. Attention is drawn to the limitation of liability, indemnification and jurisdiction issues defined therein. Any holder of this document is advised that information contained hereon reflects the Company's findings at the time of its intervention only and within the limits of Client's instructions, if any. The Company's sole responsibility is to its Client and this document does not exonerate parties to a transaction from exercising all their rights and obligations under the transaction documents. This document cannot be reproduced except in full, without prior written approval of the Company. Any unauthorized alteration, forgery or falsification of the content or appearance of this document is unlawful and offenders may be prosecuted to the fullest extent of the law. Unless otherwise stated the results shown in this test report refer only to the sample(s) tested and such sample(s) are retained for 30 days only.

Attention: To check the authenticity of testing / inspection report & certificate, please contact us at telephone: (86-755) 8307 1443, or email: CN.Doccheck@sgs.com

SGS-CSTC Standards Technical Services Co., Ltd.
Shenzhen Branch

No.1 Workshop, M-10, Middle Section, Science & Technology Park, Shenzhen, China 518057 t (86-755) 26012053 f (86-755) 26710594 www.sgs.com.cn
中国·深圳·科技园中区M-10栋一号厂房 邮编: 518057 t (86-755) 26012053 f (86-755) 26710594 sgs.china@sgs.com

7.2 20dB Bandwidth

Test Requirement 47 CFR Part 15, Subpart C 15.215

Test Method: ANSI C63.10 (2013) Section 6.9

Measurement Distance: N/A

Limit: N/A

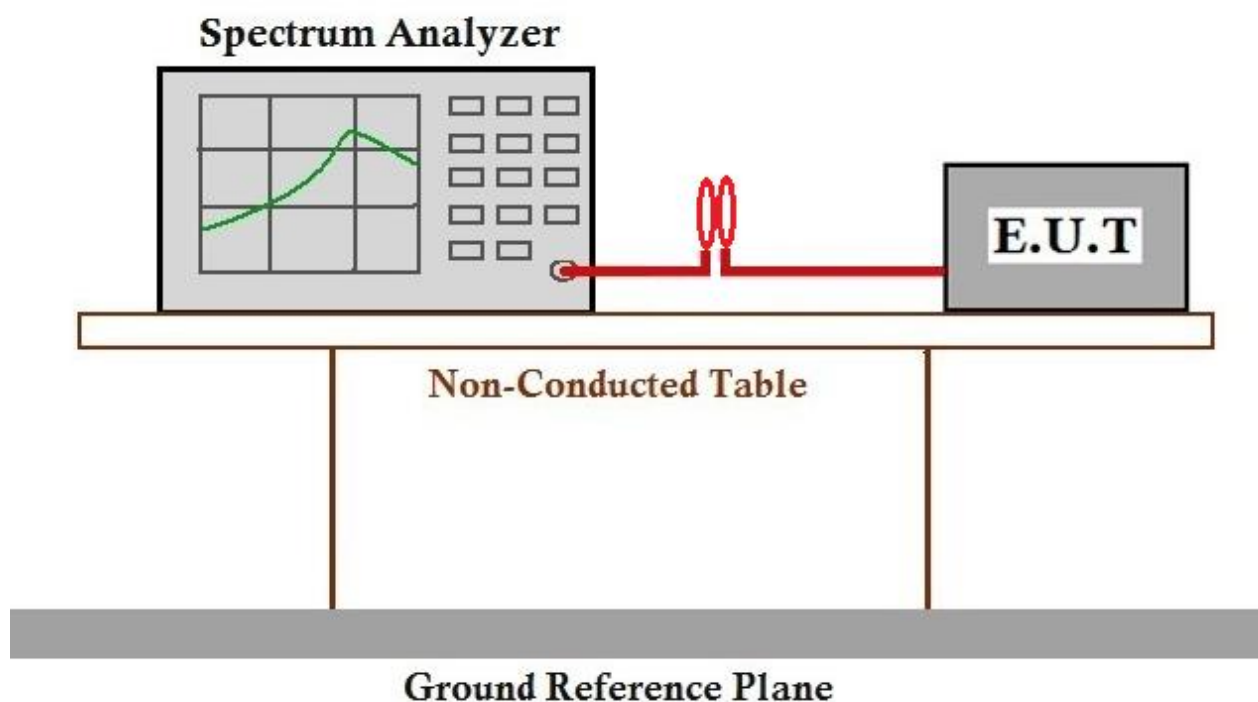
7.2.1 E.U.T. Operation

Operating Environment:

Temperature: 25 °C Humidity: 51 % RH Atmospheric Pressure: 1015 mbar

Test mode d:TX mode_Keep the EUT in transmitting with modulation mode.

7.2.2 Test Setup Diagram



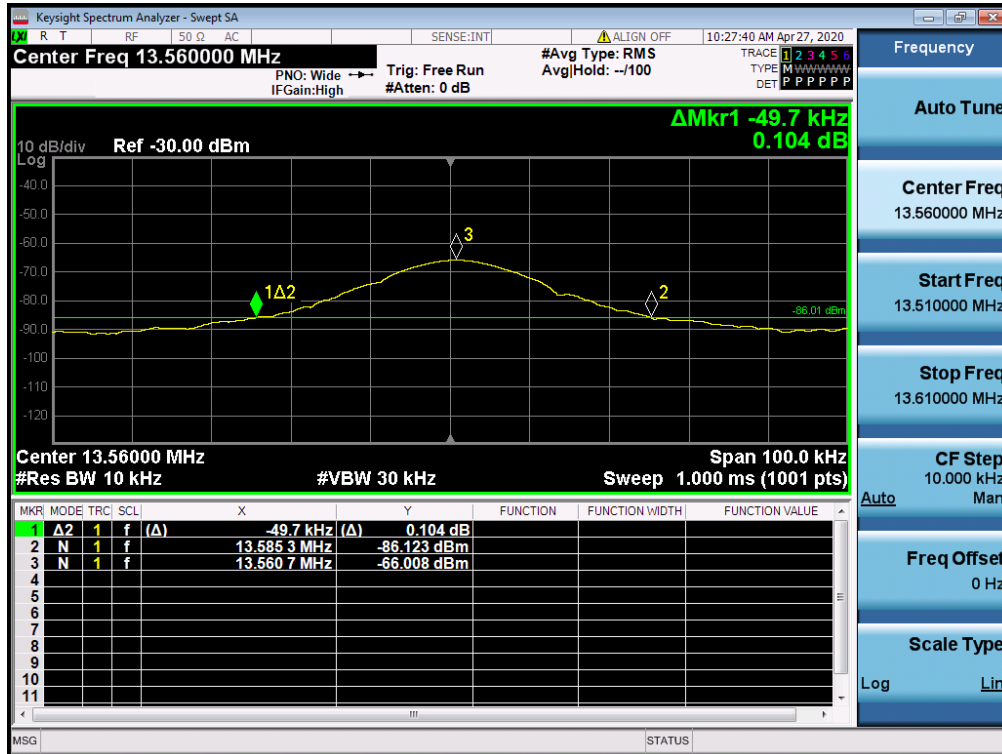
7.2.3 Measurement Procedure and Data



Unless otherwise agreed in writing, this document is issued by the Company subject to its General Conditions of Service printed overleaf, available on request or accessible at <http://www.sgs.com/en/Terms-and-Conditions.aspx> and, for electronic format documents, subject to Terms and Conditions for Electronic Documents at <http://www.sgs.com/en/Terms-and-Conditions/Terms-e-Documents.aspx>. Attention is drawn to the limitation of liability, indemnification and jurisdiction issues defined therein. Any holder of this document is advised that information contained hereon reflects the Company's findings at the time of its intervention only and within the limits of Client's instructions, if any. The Company's sole responsibility is to its Client and this document does not exonerate parties to a transaction from exercising all their rights and obligations under the transaction documents. This document cannot be reproduced except in full, without prior written approval of the Company. Any unauthorized alteration, forgery or falsification of the content or appearance of this document is unlawful and offenders may be prosecuted to the fullest extent of the law. Unless otherwise stated the results shown in this test report refer only to the sample(s) tested and such sample(s) are retained for 30 days only.
Attention: To check the authenticity of testing / inspection report & certificate, please contact us at telephone: (86-755) 8307 1443, or email: CN.Doccheck@sgs.com

No.1 Workshop, M-10, Middle Section, Science & Technology Park, Shenzhen, China 518057 t (86-755) 26012053 f (86-755) 26710594 www.sgs.com.cn
中国·深圳·科技园中区M-10栋一号厂房 邮编: 518057 t (86-755) 26012053 f (86-755) 26710594 sgs.china@sgs.com

Mode:d



Unless otherwise agreed in writing, this document is issued by the Company subject to its General Conditions of Service printed overleaf, available on request or accessible at <http://www.sgs.com/en/Terms-and-Conditions.aspx> and, for electronic format documents, subject to Terms and Conditions for Electronic Documents at <http://www.sgs.com/en/Terms-and-Conditions/Terms-e-Documents.aspx>. Attention is drawn to the limitation of liability, indemnification and jurisdiction issues defined therein. Any holder of this document is advised that information contained hereon reflects the Company's findings at the time of its intervention only and within the limits of Client's instructions, if any. The Company's sole responsibility is to its Client and this document does not exonerate parties to a transaction from exercising all their rights and obligations under the transaction documents. This document cannot be reproduced except in full, without prior written approval of the Company. Any unauthorized alteration, forgery or falsification of the content or appearance of this document is unlawful and offenders may be prosecuted to the fullest extent of the law. Unless otherwise stated the results shown in this test report refer only to the sample(s) tested and such sample(s) are retained for 30 days only.

Attention: To check the authenticity of testing / inspection report & certificate, please contact us at telephone: (86-755) 83071443, or email: CN.Doccheck@sgs.com

SGS-CSTC Standards Technical Services Co., Ltd.
Shenzhen Branch

No.1 Workshop, M-10, Middle Section, Science & Technology Park, Shenzhen, China 518057 t (86-755) 26012053 f (86-755) 26710594 www.sgs.com.cn
中国·深圳·科技园中区M-10栋一号厂房 邮编: 518057 t (86-755) 26012053 f (86-755) 26710594 sgs.china@sgs.com

7.3 Emission Mask

Test Requirement 47 CFR Part 15, Subpart C 15.225(a)&(b)&(C)

Test Method: ANSI C63.10 (2013) Section 6.4

Measurement Distance: 10m

Limit:

- (a) The field strength of any emissions within the band 13.553-13.567 MHz shall not exceed 15,848 microvolts/meter at 30 meters.
- (b) Within the bands 13.410-13.553 MHz and 13.567-13.710 MHz, the field strength of any emissions shall not exceed 334 microvolts/meter at 30 meters.
- (c) Within the bands 13.110-13.410 MHz and 13.710-14.010 MHz the field strength of any emissions shall not exceed 106 microvolts/meter at 30 meters.
- (d) The field strength of any emissions appearing outside of the 13.110-14.010 MHz band shall not exceed the general radiated emission limits in § 15.209.

Below 30MHz

The test was performed at a 10m test site.

The factor calculated by the following equation:

$$FS_{\text{limit}} = FS_{\text{max}} - 40 \log \left(\frac{d_{\text{limit}}}{d_{\text{measure}}} \right)$$

where

| | |
|----------------------|---|
| FS_{limit} | is the calculation of field strength at the limit distance, expressed in dBμV/m |
| FS_{max} | is the measured field strength, expressed in dBμV/m |
| d_{measure} | is the distance of the measurement point from the EUT |
| d_{limit} | is the reference distance or the distance of the $\lambda/2\pi$ point |

The limit at 10m test distance is below:

The field strength of any emissions within the band 13.553-13.567 MHz shall not exceed 103.08 dBμV/m at 10 meters.



Unless otherwise agreed in writing, this document is issued by the Company subject to its General Conditions of Service printed overleaf, available on request or accessible at <http://www.sgs.com/en/Terms-and-Conditions.aspx> and, for electronic format documents, subject to Terms and Conditions for Electronic Documents at <http://www.sgs.com/en/Terms-and-Conditions/Terms-e-Documents.aspx>. Attention is drawn to the limitation of liability, indemnification and jurisdiction issues defined therein. Any holder of this document is advised that information contained hereon reflects the Company's findings at the time of its intervention only and within the limits of Client's instructions, if any. The Company's sole responsibility is to its Client and this document does not exonerate parties to a transaction from exercising all their rights and obligations under the transaction documents. This document cannot be reproduced except in full, without prior written approval of the Company. Any unauthorized alteration, forgery or falsification of the content or appearance of this document is unlawful and offenders may be prosecuted to the fullest extent of the law. Unless otherwise stated the results shown in this test report refer only to the sample(s) tested and such sample(s) are retained for 30 days only.
Attention: To check the authenticity of testing / inspection report & certificate, please contact us at telephone: (86-755) 8307 1443, or email: CN.Doccheck@sgs.com

SGS-CSTC Standards Technical Services Co., Ltd.
Shenzhen Branch (CMA, CNAS, ILAC Laboratory)

No.1 Workshop, M-10, Middle Section, Science & Technology Park, Shenzhen, China 518057 t (86-755) 26012053 f (86-755) 26710594 www.sgsgroup.com.cn
中国·深圳·科技园中区M-10栋一号厂房 邮编: 518057 t (86-755) 26012053 f (86-755) 26710594 sgs.china@sgs.com

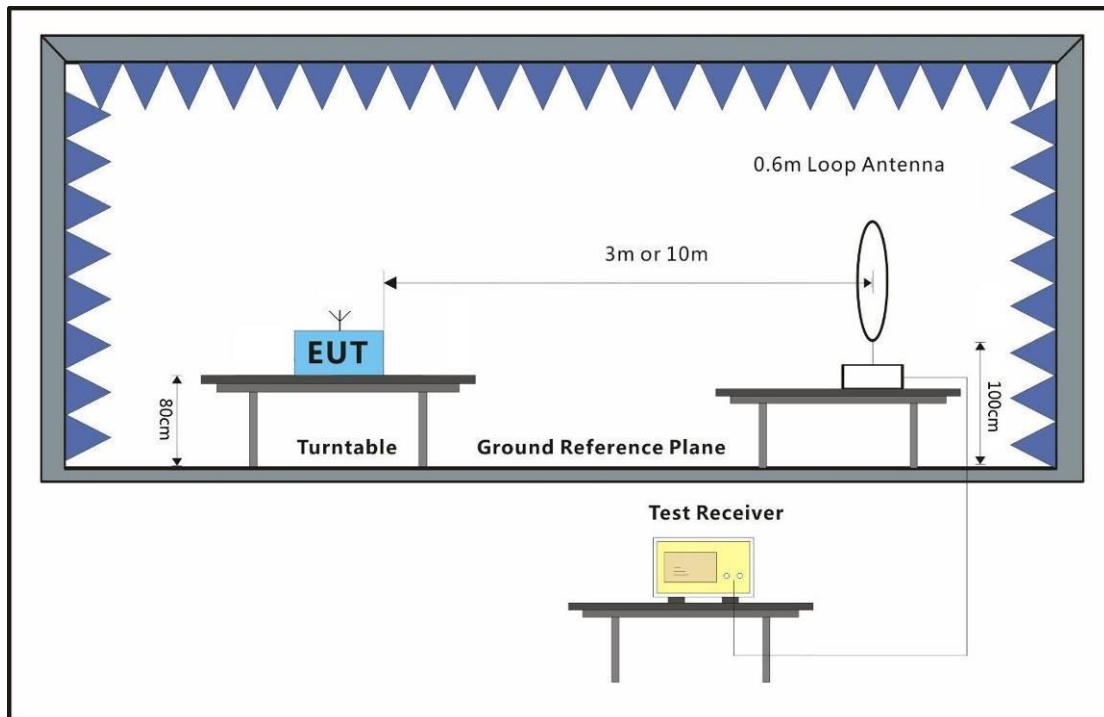
7.3.1 E.U.T. Operation

Operating Environment:

Temperature: 25 °C Humidity: 51 % RH Atmospheric Pressure: 1015 mbar

Test mode d:TX mode_Keep the EUT in transmitting with modulation mode.

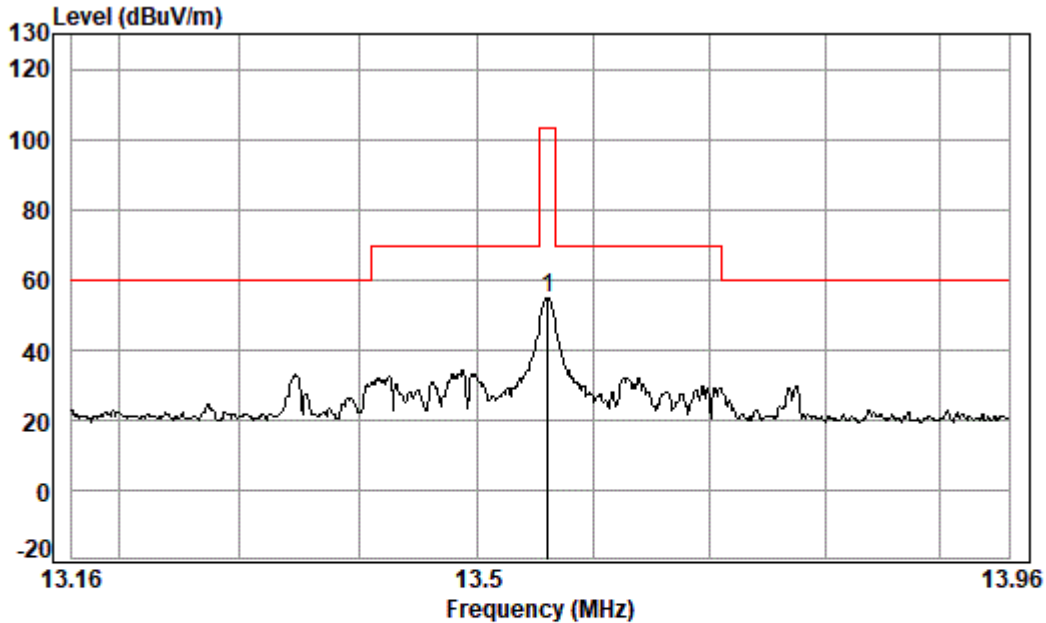
7.3.2 Test Setup Diagram



7.3.3 Measurement Procedure and Data

For testing performed with the loop antenna, the center of the loop was positioned 1 m above the ground and positioned with its plane vertical at the specified distance from the EUT. During testing the loop was rotated about its vertical axis for maximum response at each azimuth and also investigated with the loop positioned in the horizontal plane. Only the worst position of vertical was shown in the report.

Mode:d (Detector: QP)



Condition: 10m

Job No. : 02440CR

Test Mode: d

| | Ant | Preamp | Cable | Read | | Limit | Over | |
|-------------|--------|--------|-------|-------|--------|--------|--------|--------|
| Freq | Factor | Factor | Loss | Level | Level | Line | Limit | Remark |
| MHz | dB/m | dB | dB | dBuV | dBuV/m | dBuV/m | dB | |
| 1 pp 13.561 | 13.30 | 32.35 | 0.52 | 73.48 | 54.95 | 103.08 | -48.13 | |

| Frequency (MHz) | Cable loss (dB) | ANT Factor (dB) | Preamp Factor (dB) | Read Level @ 10m (dBuV) | Level @ 10m (dBuV/m) | Level @ 30m (dBuV/m) | Limit @ 30m (dBuV/m) | Margin (dB) |
|-----------------|-----------------|-----------------|--------------------|-------------------------|----------------------|----------------------|----------------------|-------------|
| 13.56 | 0.52 | 13.3 | 32.35 | 73.48 | 54.95 | 35.87 | 84.00 | -48.13 |



7.4 Frequency tolerance

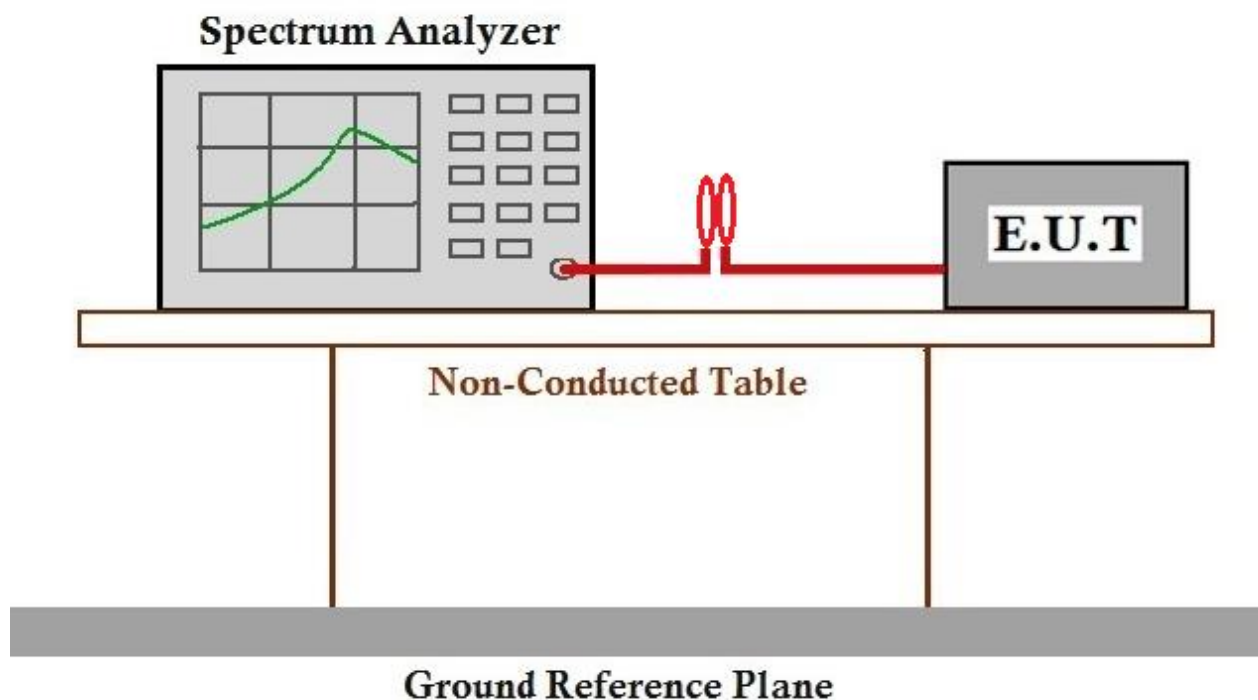
Test Requirement 47 CFR Part 15, Subpart C 15.225(e)
Test Method: ANSI C63.10 (2013) Section 6.8
Measurement Distance: N/A
Limit: 1.356kHz

7.4.1 E.U.T. Operation

Operating Environment:

Temperature: 25 °C Humidity: 51 % RH Atmospheric Pressure: 1015 mbar
Test mode d:TX mode_Keep the EUT in transmitting with modulation mode.

7.4.2 Test Setup Diagram



7.4.3 Measurement Procedure and Data



Unless otherwise agreed in writing, this document is issued by the Company subject to its General Conditions of Service printed overleaf, available on request or accessible at <http://www.sgs.com/en/Terms-and-Conditions.aspx> and, for electronic format documents, subject to Terms and Conditions for Electronic Documents at <http://www.sgs.com/en/Terms-and-Conditions/Terms-e-Documents.aspx>. Attention is drawn to the limitation of liability, indemnification and jurisdiction issues defined therein. Any holder of this document is advised that information contained hereon reflects the Company's findings at the time of its intervention only and within the limits of Client's instructions, if any. The Company's sole responsibility is to its Client and this document does not exonerate parties to a transaction from exercising all their rights and obligations under the transaction documents. This document cannot be reproduced except in full, without prior written approval of the Company. Any unauthorized alteration, forgery or falsification of the content or appearance of this document is unlawful and offenders may be prosecuted to the fullest extent of the law. Unless otherwise stated the results shown in this test report refer only to the sample(s) tested and such sample(s) are retained for 30 days only.
Attention: To check the authenticity of testing / inspection report and certificate, please contact us at telephone: (86-755) 8307 1443, or email: CN.Doccheck@sgs.com

No.1 Workshop, M-10, Middle Section, Science & Technology Park, Shenzhen, China 518057 t (86-755) 26012053 f (86-755) 26710594 www.ssgroup.com.cn
中国·深圳·科技园中区M-10栋一号厂房 邮编: 518057 t (86-755) 26012053 f (86-755) 26710594 sgs.china@sgs.com

| | | |
|--------------------------|----------|-------------|
| Declared Frequency (MHz) | 13.56MHz | @10 minutes |
|--------------------------|----------|-------------|

| Temperature (°C) | Voltage(VDC) | Measurement Frequency(MHz) | Frequency Tolerance (%) | Limit (%) | Result |
|------------------|--------------|----------------------------|-------------------------|-----------|--------|
| 50 | 3.7 | 13.5602 | 0.0015 | ±0.01 | Pass |
| 40 | | 13.5602 | 0.0015 | | Pass |
| 30 | | 13.5601 | 0.0007 | | Pass |
| 20 | | 13.5601 | 0.0007 | | Pass |
| 10 | | 13.5601 | 0.0007 | | Pass |
| 0 | | 13.5601 | 0.0007 | | Pass |
| -10 | | 13.5601 | 0.0007 | | Pass |
| -20 | | 13.5601 | 0.0007 | | Pass |
| 20 | 4.2 | 13.5601 | 0.0007 | | Pass |
| | 3.3 | 13.5602 | 0.0015 | | Pass |



Unless otherwise agreed in writing, this document is issued by the Company subject to its General Conditions of Service printed overleaf, available on request or accessible at <http://www.sgs.com/en/Terms-and-Conditions.aspx> and, for electronic format documents, subject to Terms and Conditions for Electronic Documents at <http://www.sgs.com/en/Terms-and-Conditions/Terms-e-Documents.aspx>. Attention is drawn to the limitation of liability, indemnification and jurisdiction issues defined therein. Any holder of this document is advised that information contained hereon reflects the Company's findings at the time of its intervention only and within the limits of Client's instructions, if any. The Company's sole responsibility is to its Client and this document does not exonerate parties to a transaction from exercising all their rights and obligations under the transaction documents. This document cannot be reproduced except in full, without prior written approval of the Company. Any unauthorized alteration, forgery or falsification of the content or appearance of this document is unlawful and offenders may be prosecuted to the fullest extent of the law. Unless otherwise stated the results shown in this test report refer only to the sample(s) tested and such sample(s) are retained for 30 days only.

Attention: To check the authenticity of testing / inspection report & certificate, please contact us at telephone: (86-755) 8307 1443, or email: CN.Doccheck@sgs.com

SGS-CSTC Standards Technical Services Co., Ltd.
Shenzhen Branch Laboratory

No.1 Workshop, M-10, Middle Section, Science & Technology Park, Shenzhen, China 518057 t (86-755) 26012053 f (86-755) 26710594 www.sgs.com.cn
中国·深圳·科技园中区M-10栋一号厂房 邮编: 518057 t (86-755) 26012053 f (86-755) 26710594 sgs.china@sgs.com

7.5 Radiated Emissions(9kHz-30MHz)

Test Requirement 47 CFR Part 15, Subpart C 15.225(d) & 15.209

Test Method: ANSI C63.10 (2013) Section 6.4&6.5

Measurement Distance: 10m

Limit:

| Frequency(MHz) | Field strength (microvolts/meter) | Limit (dBuV/m) | Detector | Measurement Distance (meters) |
|----------------|--------------------------------------|-------------------|----------|----------------------------------|
| 0.009-0.490 | 2400/F(kHz) | - | - | 300 |
| 0.490-1.705 | 24000/F(kHz) | - | - | 30 |
| 1.705-30 | 30 | - | - | 30 |
| 30-88 | 100 | 40.0 | QP | 3 |
| 88-216 | 150 | 43.5 | QP | 3 |
| 216-960 | 200 | 46.0 | QP | 3 |
| 960-1000 | 500 | 54.0 | QP | 3 |
| Above 1000 | 500 | 54.0 | AV | 3 |

Remark:

1.The emission limits shown in the above table are based on measurements employing a CISPR quasi-peak detector except for the frequency bands 9-90kHz, 110-490kHz and above 1000 MHz. Radiated emission limits in these three bands are based on measurements employing an average detector, the peak field strength of any emission shall not exceed the maximum permitted average limits specified above by more than 20 dB under any condition of modulation.



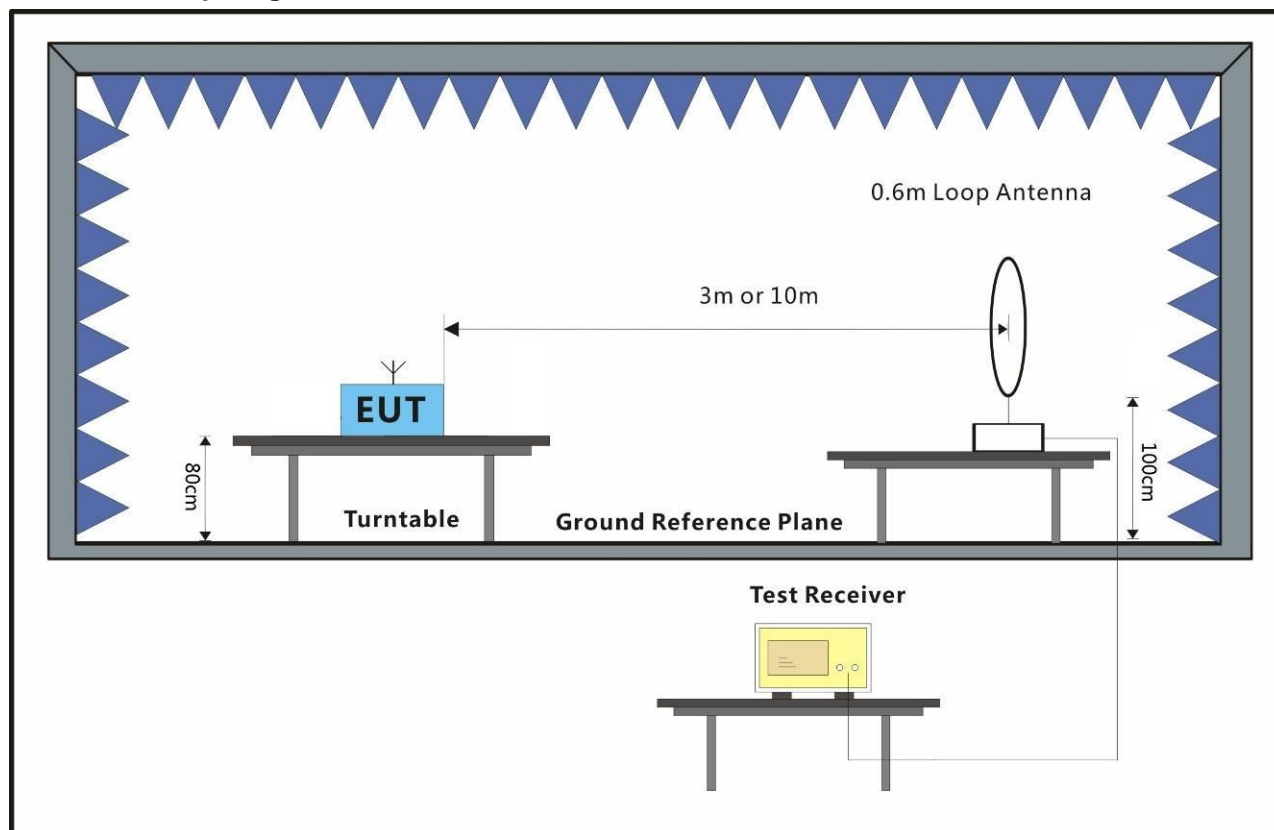
7.5.1 E.U.T. Operation

Operating Environment:

Temperature: 25 °C Humidity: 51 % RH Atmospheric Pressure: 1015 mbar

Test mode d:TX mode_Keep the EUT in transmitting with modulation mode.

7.5.2 Test Setup Diagram

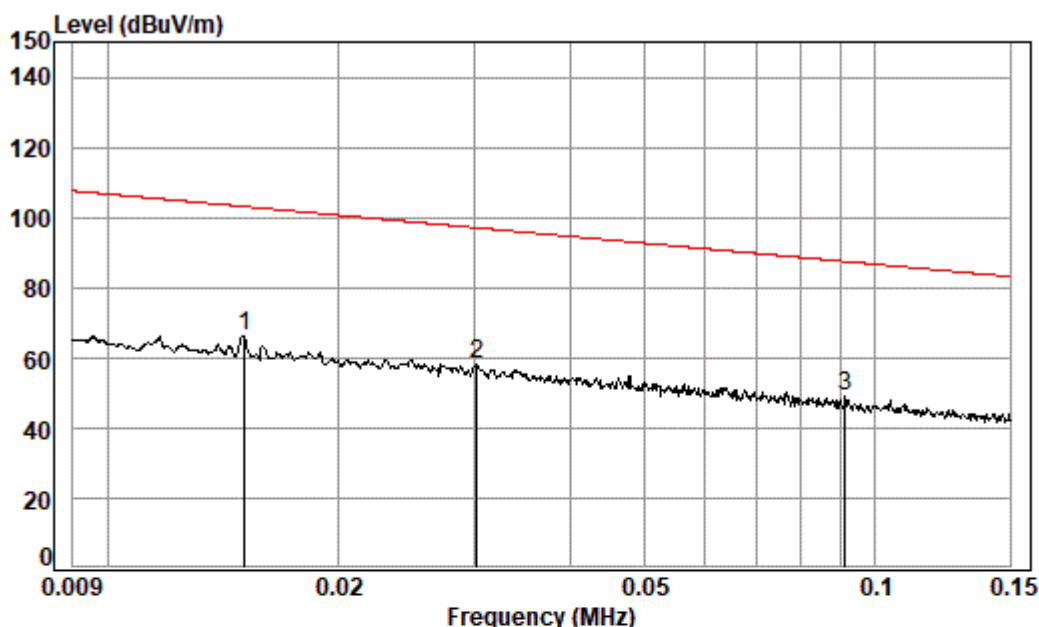


7.5.3 Measurement Procedure and Data

For testing performed with the loop antenna, the center of the loop was positioned 1 m above the ground and positioned with its plane vertical at the specified distance from the EUT. During testing the loop was rotated about its vertical axis for maximum response at each azimuth and also investigated with the loop positioned in the horizontal plane. Only the worst position of vertical was shown in the report.

Mode:d

9kHz-150KHz



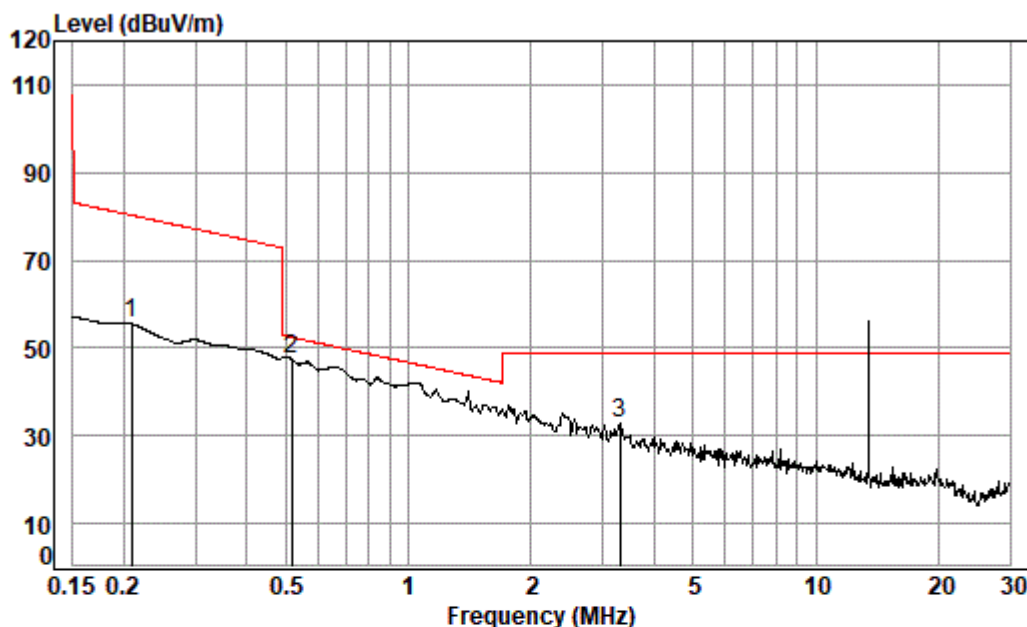
Condition: 10m

Job No. : 02440CR

Test Mode: d

| | | Ant | Preamp | Cable | Read | | Limit | Over | |
|------|-------|--------|--------|-------|-------|--------|--------|--------|---------|
| | Freq | Factor | Factor | Loss | Level | Level | Line | Limit | Remark |
| | MHz | dB/m | dB | dB | dBuV | dBuV/m | dBuV/m | dB | |
| 1 pp | 0.015 | 18.60 | 30.92 | 0.32 | 78.20 | 66.20 | 103.13 | -36.93 | Average |
| 2 | 0.030 | 15.49 | 31.39 | 0.01 | 73.96 | 58.07 | 97.07 | -39.00 | Average |
| 3 | 0.091 | 14.00 | 32.13 | 0.01 | 67.03 | 48.91 | 87.47 | -38.56 | QP |

150kHz-30MHz



Condition: 10m

Job No. : 02440CR

Test Mode: d

| | Freq | Ant Factor | Preamp Factor | Cable Loss | Read Level | Level | Limit Line | Over Limit | Remark |
|------|-------|------------|---------------|------------|------------|--------|------------|------------|---------|
| | MHz | dB/m | dB | dB | dBuV | dBuV/m | dBuV/m | dB | |
| 1 | 0.209 | 13.89 | 32.22 | 0.03 | 73.94 | 55.64 | 80.27 | -24.63 | Average |
| 2 pp | 0.518 | 13.80 | 32.25 | 0.05 | 65.77 | 47.37 | 52.40 | -5.03 | QP |
| 3 | 3.310 | 13.87 | 32.33 | 0.27 | 50.83 | 32.64 | 48.63 | -15.99 | QP |

Remark: the emission frequency that exceeding the limit is the fundamental, for it's limit, please refer to emission mask.



Unless otherwise agreed in writing, this document is issued by the Company subject to its General Conditions of Service printed overleaf, available on request or accessible at <http://www.sgs.com/en/Terms-and-Conditions.aspx> and, for electronic format documents, subject to Terms and Conditions for Electronic Documents at <http://www.sgs.com/en/Terms-and-Conditions/Terms-e-Documents.aspx>. Attention is drawn to the limitation of liability, indemnification and jurisdiction issues defined therein. Any holder of this document is advised that information contained hereon reflects the Company's findings at the time of its intervention only and within the limits of Client's instructions, if any. The Company's sole responsibility is to its Client and this document does not exonerate parties to a transaction from exercising all their rights and obligations under the transaction documents. This document cannot be reproduced except in full, without prior written approval of the Company. Any unauthorized alteration, forgery or falsification of the content or appearance of this document is unlawful and offenders may be prosecuted to the fullest extent of the law. Unless otherwise stated the results shown in this test report refer only to the sample(s) tested and such sample(s) are retained for 30 days only.

Attention: To check the authenticity of testing / inspection report & certificate, please contact us at telephone: (86-755) 8307 1443, or email: CN.Doccheck@sgs.com

No.1 Workshop, M-10, Middle Section, Science & Technology Park, Shenzhen, China 518057 t (86-755) 26012053 f (86-755) 26710594 www.ssgroup.com.cn
中国·深圳·科技园中区M-10栋一号厂房 邮编: 518057 t (86-755) 26012053 f (86-755) 26710594 sgs.china@sgs.com

7.6 Radiated Emissions(30MHz-1GHz)

Test Requirement 47 CFR Part 15, Subpart C 15.225(d) & 15.209

Test Method: ANSI C63.10 (2013) Section 6.4&6.5

Measurement Distance: 10m

Limit:

| Frequency | Field strength (microvolt/meter) | Limit (dBuV/m) | Remark | Measurement distance (m) |
|---------------|----------------------------------|----------------|------------|--------------------------|
| 30MHz-88MHz | 100 | 40.0 | Quasi-peak | 3 |
| 88MHz-216MHz | 150 | 43.5 | Quasi-peak | 3 |
| 216MHz-960MHz | 200 | 46.0 | Quasi-peak | 3 |
| 960MHz-1GHz | 500 | 54.0 | Quasi-peak | 3 |

Remark: For frequency from 30MHz to 1GHz, the limit should be convert from 3m to 10m, reduce the correction factor of $20 \cdot \log(10/3)$ dBuV/m.

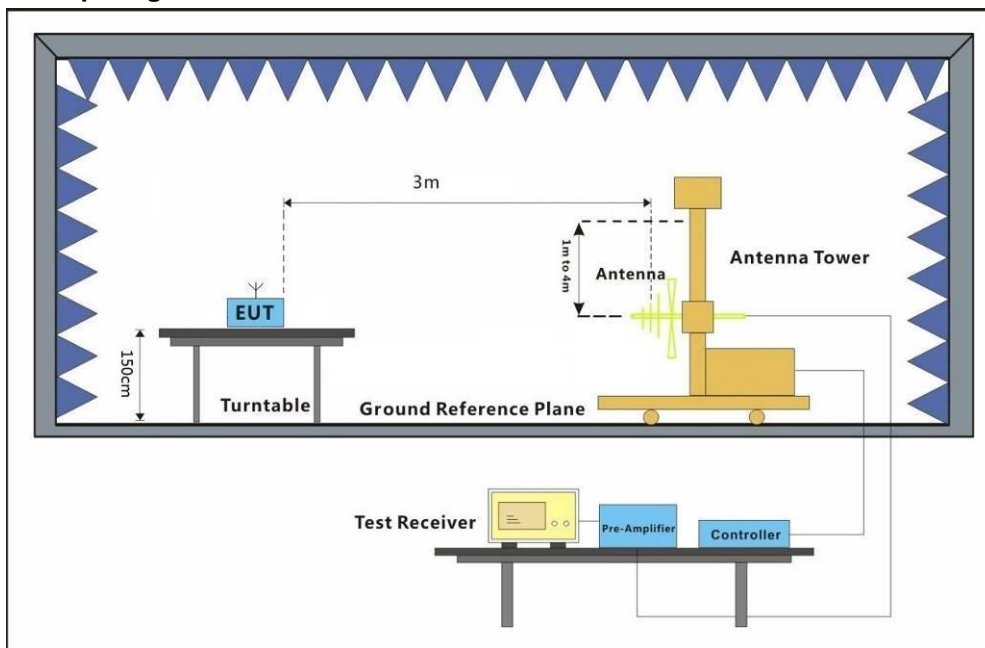
7.6.1 E.U.T. Operation

Operating Environment:

Temperature: 25 °C Humidity: 51 % RH Atmospheric Pressure: 1015 mbar

Test mode d:TX mode_Keep the EUT in transmitting with modulation mode.

7.6.2 Test Setup Diagram



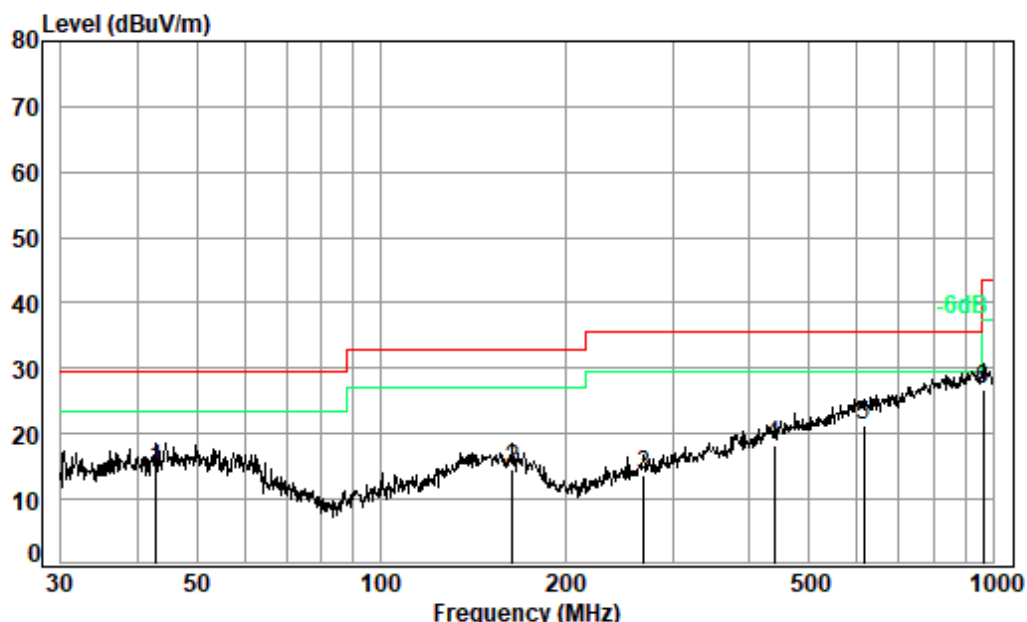
7.6.3 Measurement Procedure and Data

- a. The EUT was placed on the top of a rotating table 0.8 meters above the ground for below 1GHz at a 3 meter semi-anechoic chamber. The table was rotated 360 degrees to determine the position of the highest radiation.
- b. The EUT was set 3 meters away from the interference-receiving antenna, which was mounted on the top of a variable-height antenna tower.
- c. The antenna height is varied from one meter to four meters above the ground to determine the maximum value of the field strength. Both horizontal and vertical polarizations of the antenna are set to make the measurement.
- d. For each suspected emission, the EUT was arranged to its worst case and then the antenna was tuned to heights from 1 meter to 4 meters (for the test frequency of below 30MHz, the antenna was tuned to heights 1 meter) and the rotatable table was turned from 0 degrees to 360 degrees to find the maximum reading.
- e. The test-receiver system was set to Peak Detect Function and Specified Bandwidth with Maximum Hold Mode.
- f. If the emission level of the EUT in peak mode was 10dB lower than the limit specified, then testing could be stopped and the peak values of the EUT would be reported. Otherwise the emissions that did not have 10dB margin would be re-tested one by one using peak, quasi-peak or average method as specified and then reported in a data sheet.
- g. The radiation measurements are performed in X, Y, Z axis positioning. And found the X axis positioning which it is worse case, only the test worst case mode is recorded in the report.

Remark: Level= Read Level+ Cable Loss+ Antenna Factor- Preamp Factor



Mode:d; Polarization:Horizontal (Detector: QP)



Condition: 10m HORIZONTAL

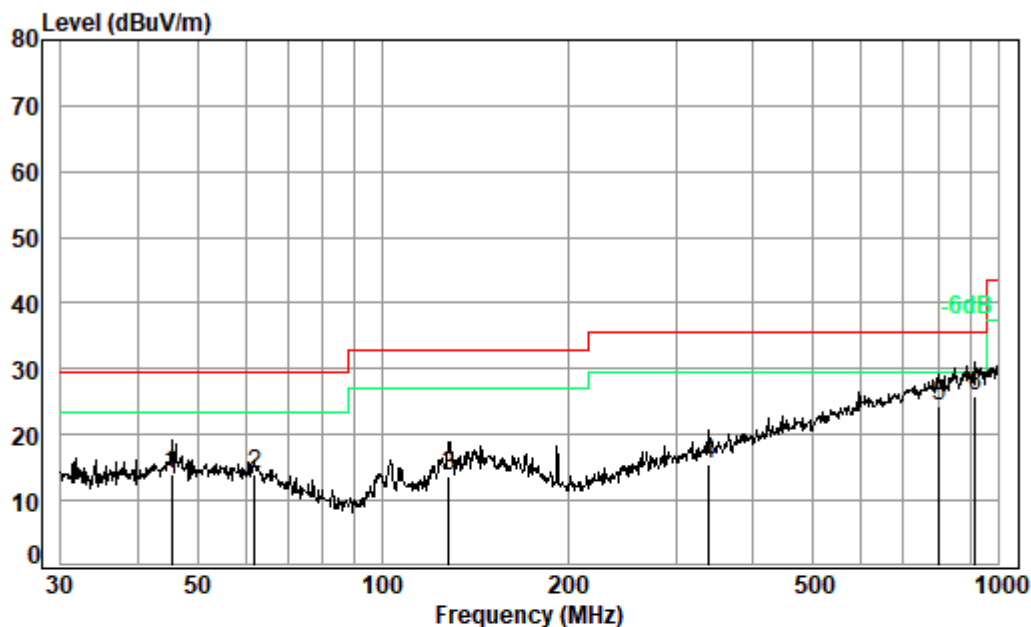
Job No. : 02440CR

Test Mode: d

| | Freq | Ant Factor | Preamp Factor | Cable Loss | Read Level | Level | Limit Line | Over Limit | Remark |
|------|---------|------------|---------------|------------|------------|--------|------------|------------|--------|
| | MHz | | dB/m | dB | dBuV | dBuV/m | dBuV/m | dB | |
| 1 | 42.900 | 20.35 | 32.44 | 0.94 | 25.67 | 14.52 | 29.50 | -14.98 | |
| 2 | 163.755 | 19.61 | 32.30 | 1.51 | 25.73 | 14.55 | 33.00 | -18.45 | |
| 3 | 268.485 | 18.84 | 32.30 | 2.00 | 25.16 | 13.70 | 35.60 | -21.90 | |
| 4 | 438.655 | 22.96 | 32.25 | 2.67 | 24.90 | 18.28 | 35.60 | -17.32 | |
| 5 pp | 614.214 | 26.42 | 32.06 | 3.17 | 23.74 | 21.27 | 35.60 | -14.33 | |
| 6 | 965.542 | 29.98 | 31.17 | 3.55 | 24.30 | 26.66 | 43.50 | -16.84 | |



Mode:d; Polarization:Vertical (Detector: QP)



Condition: 10m VERTICAL

Job No. : 02440CR

Test Mode: d

| | | Ant | Preamp | Cable | Read | | Limit | Over | |
|------|---------|--------|--------|-------|-------|--------|--------|--------|--------|
| | Freq | Factor | Factor | Loss | Level | Level | Line | Limit | Remark |
| | MHz | dB/m | dB | dB | dBuV | dBuV/m | dBuV/m | dB | |
| 1 | 45.375 | 20.44 | 32.45 | 0.96 | 25.07 | 14.02 | 29.50 | -15.48 | QP |
| 2 | 61.995 | 19.10 | 32.41 | 1.05 | 26.25 | 13.99 | 29.50 | -15.51 | QP |
| 3 | 128.113 | 18.08 | 32.30 | 1.37 | 26.67 | 13.82 | 33.00 | -19.18 | QP |
| 4 | 339.589 | 20.50 | 32.22 | 2.22 | 25.11 | 15.61 | 35.60 | -19.99 | QP |
| 5 | 801.786 | 28.60 | 31.91 | 3.28 | 24.32 | 24.29 | 35.60 | -11.31 | QP |
| 6 pp | 919.287 | 29.78 | 31.42 | 3.44 | 24.16 | 25.96 | 35.60 | -9.64 | QP |



Unless otherwise agreed in writing, this document is issued by the Company subject to its General Conditions of Service printed overleaf, available on request or accessible at <http://www.sgs.com/en/Terms-and-Conditions.aspx> and, for electronic format documents, subject to Terms and Conditions for Electronic Documents at <http://www.sgs.com/en/Terms-and-Conditions/Terms-e-Documents.aspx>. Attention is drawn to the limitation of liability, indemnification and jurisdiction issues defined therein. Any holder of this document is advised that information contained hereon reflects the Company's findings at the time of its intervention only and within the limits of Client's instructions, if any. The Company's sole responsibility is to its Client and this document does not exonerate parties to a transaction from exercising all their rights and obligations under the transaction documents. This document cannot be reproduced except in full, without prior written approval of the Company. Any unauthorized alteration, forgery or falsification of the content or appearance of this document is unlawful and offenders may be prosecuted to the fullest extent of the law. Unless otherwise stated the results shown in this test report refer only to the sample(s) tested and such sample(s) are retained for 30 days only.

Attention: To check the authenticity of testing / inspection report and certificate, please contact us at telephone: (86-755) 8307 1443, or email: CN.Doccheck@sgs.com

| Frequency (MHz) | Level @ 10m (dBuV/m) | Level @ 10m (uV/m) | Level @ 3m (uV/m) | Level @ 3m (dBuV/m) | Limit @ 3m (dBuV/m) | Margin (dB) | Ant. Polarization |
|-----------------|----------------------|--------------------|-------------------|---------------------|---------------------|-------------|-------------------|
| 45.375 | 14.02 | 5.02 | 16.74 | 24.48 | 40.00 | -15.52 | V |
| 61.995 | 13.99 | 5.01 | 16.69 | 24.45 | 40.00 | -15.55 | V |
| 128.113 | 13.82 | 4.91 | 16.36 | 24.28 | 43.50 | -19.22 | V |
| 339.589 | 15.61 | 6.03 | 20.11 | 26.07 | 46.00 | -19.93 | V |
| 801.786 | 24.29 | 16.39 | 54.62 | 34.75 | 46.00 | -11.25 | V |
| 919.287 | 25.96 | 19.86 | 66.20 | 36.42 | 46.00 | -9.58 | V |
| 42.900 | 14.52 | 5.32 | 17.74 | 24.98 | 40.00 | -15.02 | H |
| 163.755 | 14.55 | 5.34 | 17.80 | 25.01 | 43.50 | -18.49 | H |
| 268.485 | 13.70 | 4.84 | 16.14 | 24.16 | 46.00 | -21.84 | H |
| 438.655 | 18.28 | 8.20 | 27.35 | 28.74 | 46.00 | -17.26 | H |
| 614.214 | 21.27 | 11.57 | 38.58 | 31.73 | 46.00 | -14.27 | H |
| 965.542 | 26.66 | 21.53 | 71.76 | 37.12 | 54.00 | -16.88 | H |



Unless otherwise agreed in writing, this document is issued by the Company subject to its General Conditions of Service printed overleaf, available on request or accessible at <http://www.sgs.com/en/Terms-and-Conditions.aspx> and, for electronic format documents, subject to Terms and Conditions for Electronic Documents at <http://www.sgs.com/en/Terms-and-Conditions/Terms-e-Documents.aspx>. Attention is drawn to the limitation of liability, indemnification and jurisdiction issues defined therein. Any holder of this document is advised that information contained hereon reflects the Company's findings at the time of its intervention only and within the limits of Client's instructions, if any. The Company's sole responsibility is to its Client and this document does not exonerate parties to a transaction from exercising all their rights and obligations under the transaction documents. This document cannot be reproduced except in full, without prior written approval of the Company. Any unauthorized alteration, forgery or falsification of the content or appearance of this document is unlawful and offenders may be prosecuted to the fullest extent of the law. Unless otherwise stated the results shown in this test report refer only to the sample(s) tested and such sample(s) are retained for 30 days only.

Attention: To check the authenticity of testing / inspection report & certificate, please contact us at telephone: (86-755) 8307 1443, or email: CN.Doccheck@sgs.com

SGS-CSTC Standards Technical Services Co., Ltd.
Shenzhen Branch (CMAA, CNAS, ILAC Laboratory)

No.1 Workshop, M-10, Middle Section, Science & Technology Park, Shenzhen, China 518057 t (86-755) 26012053 f (86-755) 26710594 www.sgsgroup.com.cn
中国·深圳·科技园中区M-10栋一号厂房 邮编: 518057 t (86-755) 26012053 f (86-755) 26710594 sgs.china@sgs.com

8 Photographs

8.1 Test Setup

Refer to test setup photos.

8.2 EUT Constructional Details (EUT Photos)

Refer to external and internal photos.

- End of the Report -