


EXHIBIT D - TEST SETUP PHOTOGRAPHS

Conducted Emissions - Front View



Conducted Emissions - Side View




Wireless charging + Wire charging input


Radiated Emissions View (Below 30MHz) - Perpendicular




Radiated Emissions View (Below 30MHz) - Parallel



Radiated Emissions View (Below 30MHz) - Ground-parallel




Radiated Emissions View (Below 1 GHz)



Wireless charging + Wire charging output


Radiated Emissions View (Below 30MHz) - Perpendicular




Radiated Emissions View (Below 30MHz) - Parallel




Radiated Emissions View (Below 30MHz) - Ground-parallel




Radiated Emissions View (Below 1 GHz)




A Position




B Position



C Position



D Position



E Position



F Position

