


APPENDIX C - SETUP PHOTOS

Figure	BODYEU Configuration			
1				
DUT	Antenna	Battery	Body Accessory	Audio Accessory
SC2024	300-00499	300-01174	300-00442	n/a
DUT	Separation Distance to Phantom			Antenna
0mm				35mm

Set-Up



DUT





Figure	BODYEU Configuration			
2				
DUT	Antenna	Battery	Body Accessory	Audio Accessory
SC2024	300-00662	300-01174	300-00442	n/a
DUT	Separation Distance to Phantom			Antenna
0mm				35mm

Set-Up



DUT




Figure	BODYEU Configuration			
3				
DUT	Antenna	Battery	Body Accessory	Audio Accessory
SC2024	300-00663	300-01174	300-00442	n/a
DUT	Separation Distance to Phantom			Antenna
0mm				35mm

Set-Up




DUT



Figure	BODYEU Configuration			
4				
DUT	Antenna	Battery	Body Accessory	Audio Accessory
SC2024	300-01031	300-01174	300-00442	n/a
DUT	Separation Distance to Phantom			Antenna
0mm				35mm

Set-Up



DUT




Figure	BODYEU Configuration			
5				
DUT	Antenna	Battery	Body Accessory	Audio Accessory
SC2024	300-01032	300-01174	300-00442	n/a
DUT	Separation Distance to Phantom			Antenna
0mm				35mm

Set-Up




DUT



Figure	Left/Right Cheek Configuration			
6				
DUT	Antenna	Battery	Body Accessory	Audio Accessory
SC2024	300-00499	300-01174	n/a	n/a
DUT	Separation Distance to Phantom			Antenna
0mm				35mm

Left



Right





Figure	Left/Right Cheek Configuration			
7				
DUT	Antenna	Battery	Body Accessory	Audio Accessory
SC2024	300-0662	300-01174	n/a	n/a
DUT	Separation Distance to Phantom			Antenna
0mm				35mm

Left



Right





Figure	Left/Right Cheek Configuration			
8				
DUT	Antenna	Battery	Body Accessory	Audio Accessory
SC2024	300-00663	300-01174	n/a	n/a
DUT	Separation Distance to Phantom			Antenna
0mm				35mm

Left



Right





Figure	Left/Right Cheek Configuration			
9				
DUT	Antenna	Battery	Body Accessory	Audio Accessory
SC2024	300-01031	300-01174	n/a	n/a
DUT	Separation Distance to Phantom			Antenna
0mm				35mm

Left



Right




Figure	Left/Right Cheek Configuration
--------	--------------------------------

	Lab			
10				
DUT	Antenna	Battery	Body Accessory	Audio Accessory
SC2024	300-01032	300-01174	n/a	n/a
DUT	Separation Distance to Phantom			Antenna
0mm				35mm

Left



Right



Figure	Left/Right Tilt Configuration			
11				
DUT	Antenna	Battery	Body Accessory	Audio Accessory

SC2024	300-00499	300-01174	n/a	n/a
DUT	Separation Distance to Phantom			Antenna
0mm				35mm

Left




Right



Figure	Left/Right Tilt Configuration			
12				
DUT	Antenna	Battery	Body Accessory	Audio Accessory
SC2024	300-00662	300-01174	n/a	n/a
DUT	Separation Distance to Phantom			Antenna
0mm				35mm

Left



Right




Figure	Left/Right Tilt Configuration
--------	-------------------------------




13	Lab			
DUT	Antenna	Battery	Body Accessory	Audio Accessory
SC2024	300-00663	300-01174	n/a	n/a
DUT	Separation Distance to Phantom			Antenna
0mm				35mm
Left				
				
Right				
				

Figure	Left/Right Tilt Configuration			
14				
DUT	Antenna	Battery	Body Accessory	Audio Accessory
SC2024	300-01031	300-01174	n/a	n/a
DUT	Separation Distance to Phantom			Antenna
0mm				35mm

Left



Right




Figure	Left/Right Tilt Configuration
--------	-------------------------------

15	Lab			
DUT	Antenna	Battery	Body Accessory	Audio Accessory
SC2024	300-01032	300-01174	n/a	n/a
DUT	Separation Distance to Phantom			Antenna
0mm				35mm

Left



Right



APPENDIX D - DUT PHOTOS

Figure	SC2024 TETRA Radio			
16				
Front	Back	Left	Right	
w/o Antenna	w/o Antenna	w/o Antenna	w/o Antenna	
				
Top		Bottom		
w/o Antenna				
				

Figure	300-01174 Battery	
17		
Front		
		
Back		
		
Side		
		

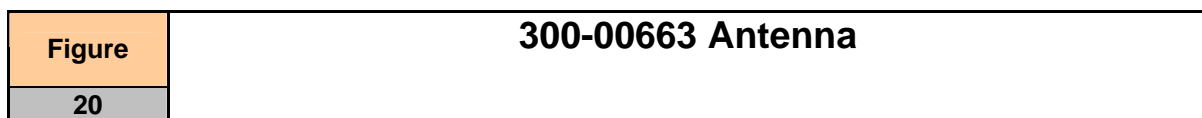
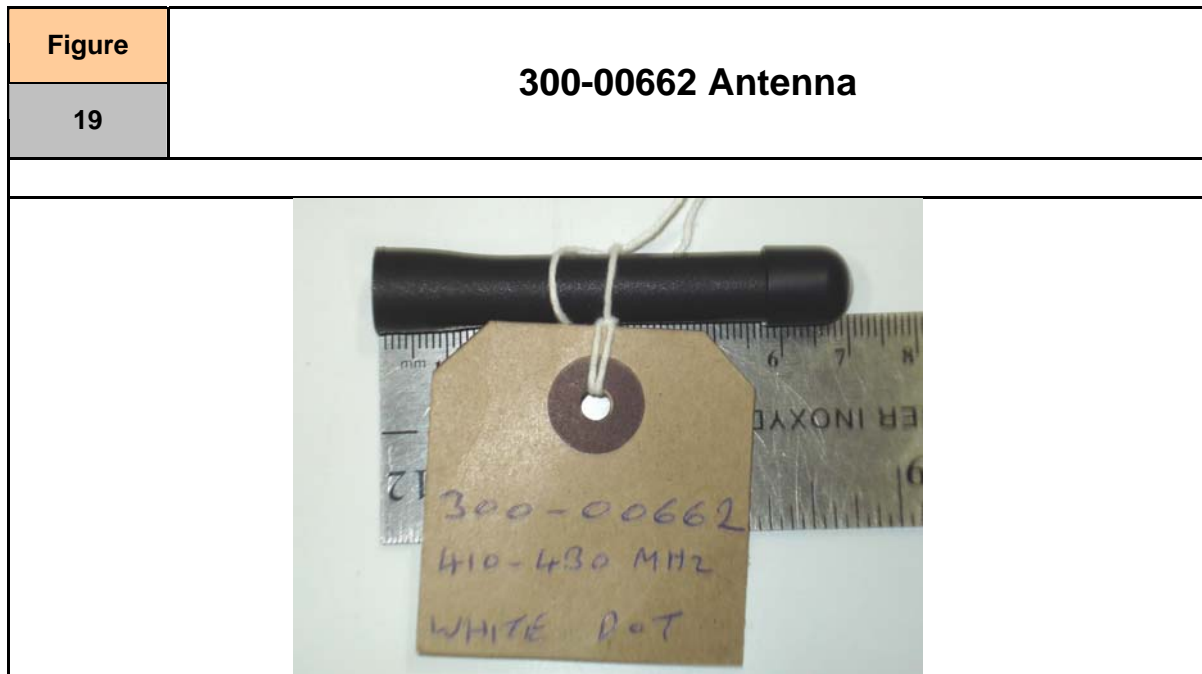




Figure	300-01031 Antenna
21	



Figure	300-01032 Antenna
22	



Figure	300-00442 Belt Clip	
23		
Side		
		