

## Appendix for Band 17

### Appendix A: Average Power Output Data

#### Test Result

#### Channel Bandwidth: 5 MHz

Modulation	Channel	RB Configuration		Average Power [dBm]	Verdict
		Size	Offset		
QPSK	LCH	1	0	24.02	PASS
		1	12	24.05	PASS
		1	24	23.89	PASS
		12	0	23.07	PASS
		12	6	23	PASS
		12	13	22.93	PASS
		25	0	22.97	PASS
	MCH	1	0	23.96	PASS
		1	12	23.95	PASS
		1	24	23.73	PASS
		12	0	22.9	PASS
		12	6	22.87	PASS
		12	13	22.82	PASS
		25	0	22.8	PASS
	HCH	1	0	23.9	PASS
		1	12	23.83	PASS
		1	24	23.67	PASS
		12	0	22.79	PASS
		12	6	22.75	PASS
		12	13	22.71	PASS
		25	0	22.7	PASS
16QAM	LCH	1	0	23.32	PASS
		1	12	23.29	PASS
		1	24	23.05	PASS
		12	0	22.1	PASS
		12	6	22.02	PASS
		12	13	21.94	PASS
		25	0	21.95	PASS
	MCH	1	0	23.09	PASS
		1	12	23.09	PASS
		1	24	22.91	PASS
		12	0	21.97	PASS

		12	6	21.93	PASS
		12	13	21.89	PASS
		25	0	21.79	PASS
	HCH	1	0	22.99	PASS
		1	12	22.97	PASS
		1	24	22.8	PASS
		12	0	21.76	PASS
		12	6	21.72	PASS
		12	13	21.69	PASS
		25	0	21.71	PASS

### Channel Bandwidth: 10 MHz

Modulation	Channel	RB Configuration		Average Power [dBm]	Verdict
		Size	Offset		
QPSK	LCH	1	0	24.04	PASS
		1	24	23.83	PASS
		1	49	23.66	PASS
		25	0	22.97	PASS
		25	12	22.86	PASS
		25	25	22.8	PASS
		50	0	22.88	PASS
	MCH	1	0	24.12	PASS
		1	24	23.86	PASS
		1	49	23.64	PASS
		25	0	23.19	PASS
		25	12	22.84	PASS
		25	25	22.75	PASS
		50	0	22.83	PASS
	HCH	1	0	24.01	PASS
		1	24	23.83	PASS
		1	49	23.63	PASS
		25	0	22.88	PASS
		25	12	22.82	PASS
		25	25	22.7	PASS
		50	0	22.8	PASS
16QAM	LCH	1	0	23.28	PASS
		1	24	23.03	PASS
		1	49	22.88	PASS
		25	0	21.93	PASS
		25	12	21.84	PASS
		25	25	21.78	PASS
		50	0	21.87	PASS

	MCH	1	0	23.34	PASS
		1	24	23.12	PASS
		1	49	22.99	PASS
		25	0	21.88	PASS
		25	12	21.84	PASS
		25	25	21.77	PASS
		50	0	21.85	PASS
	HCH	1	0	23.18	PASS
		1	24	23	PASS
		1	49	22.85	PASS
		25	0	21.84	PASS
		25	12	21.79	PASS
		25	25	21.7	PASS
		50	0	21.81	PASS

## Appendix B: Peak-to-Average Ratio

### Test Result

#### Channel Bandwidth: 5 MHz

Channel Bandwidth: 5 MHz						
Modulation	Channel	RB Configuration		Peak-to-Average Ratio [dB]	Limit [dB]	Verdict
		Size	Offset			
QPSK	LCH	1	0	4.02	<13	PASS
		1	12	3.63	<13	PASS
		1	24	3.5	<13	PASS
		12	0	4.63	<13	PASS
		12	6	4.47	<13	PASS
		12	13	4.28	<13	PASS
		25	0	4.57	<13	PASS
	MCH	1	0	3.47	<13	PASS
		1	12	3.43	<13	PASS
		1	24	3.71	<13	PASS
		12	0	4.26	<13	PASS
		12	6	4.23	<13	PASS
		12	13	4.34	<13	PASS
		25	0	4.44	<13	PASS
	HCH	1	0	3.66	<13	PASS
		1	12	3.9	<13	PASS
		1	24	3.99	<13	PASS
		12	0	4.54	<13	PASS
		12	6	4.7	<13	PASS
		12	13	4.79	<13	PASS
		25	0	4.84	<13	PASS
16QAM	LCH	1	0	5.01	<13	PASS
		1	12	4.6	<13	PASS
		1	24	4.57	<13	PASS
		12	0	5.51	<13	PASS
		12	6	5.31	<13	PASS
		12	13	5.22	<13	PASS
		25	0	5.49	<13	PASS
	MCH	1	0	4.39	<13	PASS
		1	12	4.31	<13	PASS
		1	24	4.54	<13	PASS
		12	0	5.19	<13	PASS

		12	6	5.1	<13	PASS
		12	13	5.21	<13	PASS
		25	0	5.28	<13	PASS
	HCH	1	0	4.38	<13	PASS
		1	12	4.85	<13	PASS
		1	24	4.69	<13	PASS
		12	0	5.37	<13	PASS
		12	6	5.58	<13	PASS
		12	13	5.67	<13	PASS
		25	0	5.65	<13	PASS

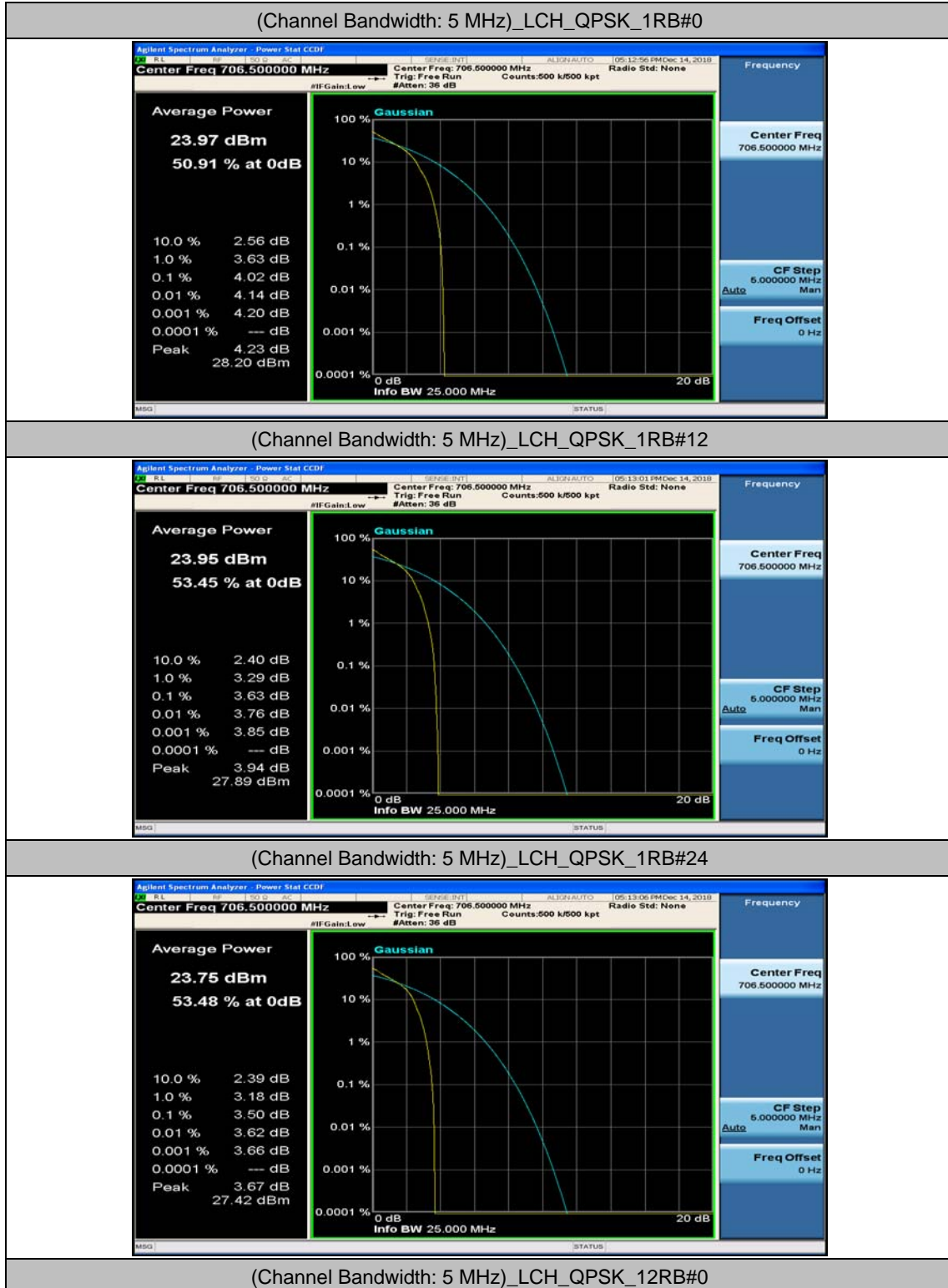
### Channel Bandwidth: 10 MHz

Channel Bandwidth: 10 MHz						
Modulation	Channel	RB Configuration		Peak-to-Average Ratio [dB]	Limit [dB]	Verdict
		Size	Offset			
QPSK	LCH	1	0	3.94	<13	PASS
		1	24	3.51	<13	PASS
		1	49	3.83	<13	PASS
		25	0	4.58	<13	PASS
		25	12	4.34	<13	PASS
		25	25	4.48	<13	PASS
		50	0	4.74	<13	PASS
	MCH	1	0	3.63	<13	PASS
		1	24	3.37	<13	PASS
		1	49	3.92	<13	PASS
		25	0	4.47	<13	PASS
		25	12	4.41	<13	PASS
		25	25	4.64	<13	PASS
		50	0	4.78	<13	PASS
	HCH	1	0	3.62	<13	PASS
		1	24	3.41	<13	PASS
		1	49	3.76	<13	PASS
		25	0	4.33	<13	PASS
		25	12	4.4	<13	PASS
		25	25	4.75	<13	PASS
		50	0	4.78	<13	PASS
16QAM	LCH	1	0	4.99	<13	PASS
		1	24	4.46	<13	PASS
		1	49	4.87	<13	PASS
		25	0	5.47	<13	PASS
		25	12	5.22	<13	PASS

		25	25	5.35	<13	PASS
		50	0	5.54	<13	PASS
	MCH	1	0	4.69	<13	PASS
		1	24	4.33	<13	PASS
		1	49	4.9	<13	PASS
		25	0	5.36	<13	PASS
		25	12	5.3	<13	PASS
		25	25	5.51	<13	PASS
		50	0	5.58	<13	PASS
		HCH	1	0	4.68	<13
	1		24	4.42	<13	PASS
	1		49	4.84	<13	PASS
	25		0	5.29	<13	PASS
	25		12	5.3	<13	PASS
	25		25	5.7	<13	PASS
	50		0	5.6	<13	PASS

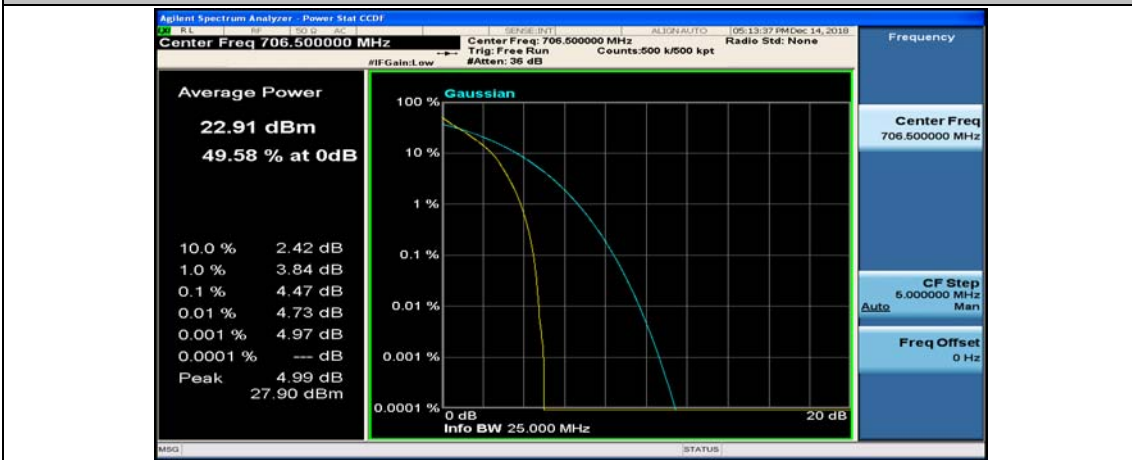
## Test Graphs

### Channel Bandwidth: 5 MHz





(Channel Bandwidth: 5 MHz)\_LCH\_QPSK\_12RB#6



(Channel Bandwidth: 5 MHz)\_LCH\_QPSK\_12RB#13



(Channel Bandwidth: 5 MHz)\_LCH\_QPSK\_25RB#0

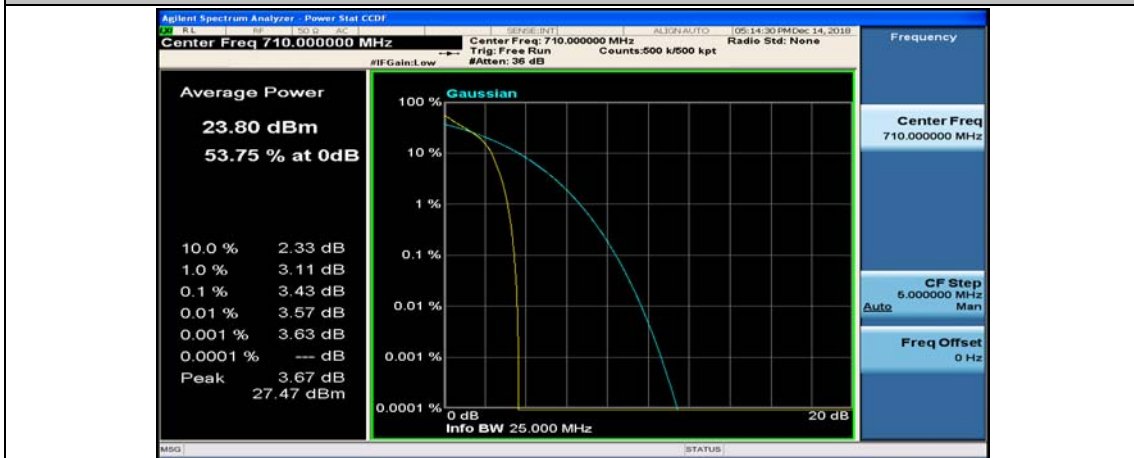




(Channel Bandwidth: 5 MHz)\_MCH\_QPSK\_1RB#0



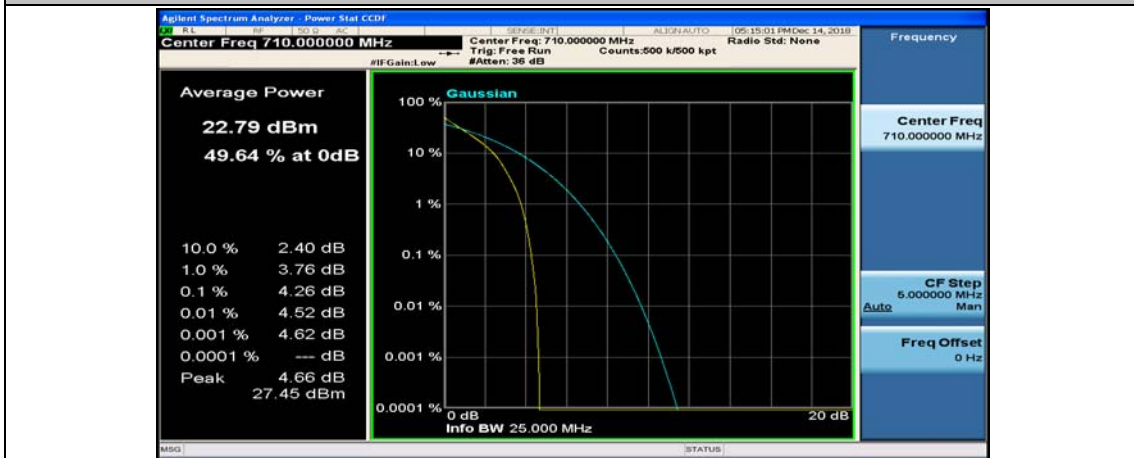
(Channel Bandwidth: 5 MHz)\_MCH\_QPSK\_1RB#12



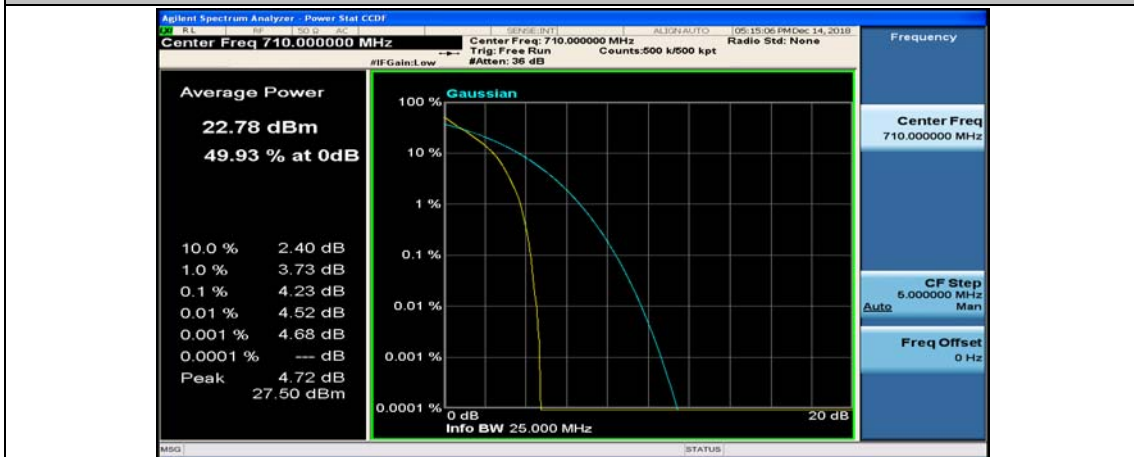
(Channel Bandwidth: 5 MHz)\_MCH\_QPSK\_1RB#24



(Channel Bandwidth: 5 MHz)\_MCH\_QPSK\_12RB#0



(Channel Bandwidth: 5 MHz)\_MCH\_QPSK\_12RB#6



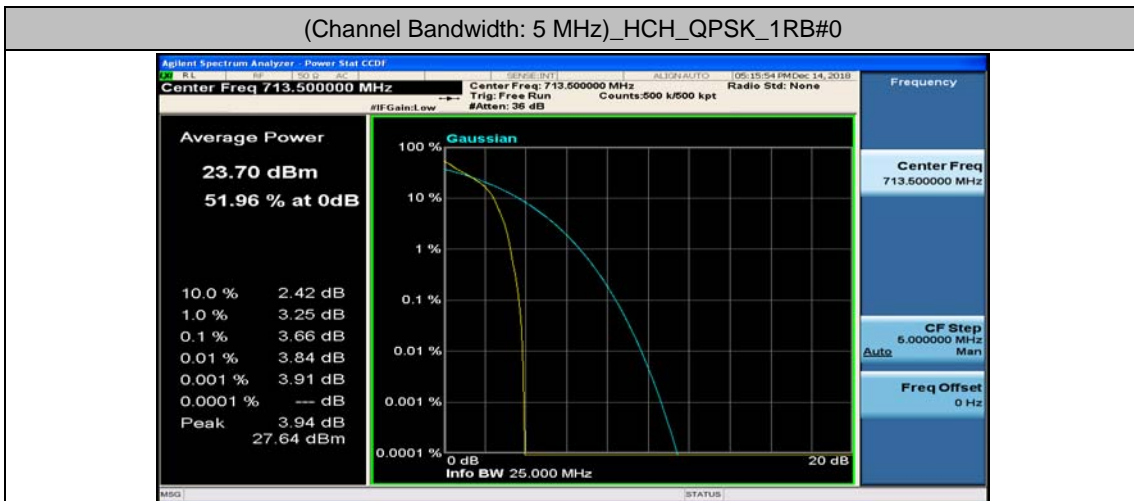
(Channel Bandwidth: 5 MHz)\_MCH\_QPSK\_12RB#13



(Channel Bandwidth: 5 MHz)\_MCH\_QPSK\_25RB#0



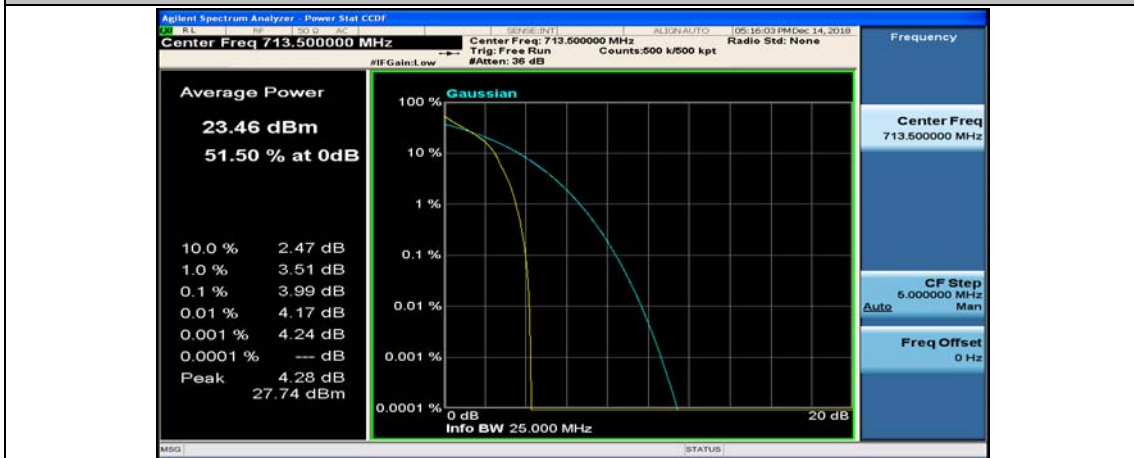
(Channel Bandwidth: 5 MHz)\_HCH\_QPSK\_1RB#0



(Channel Bandwidth: 5 MHz)\_HCH\_QPSK\_1RB#12



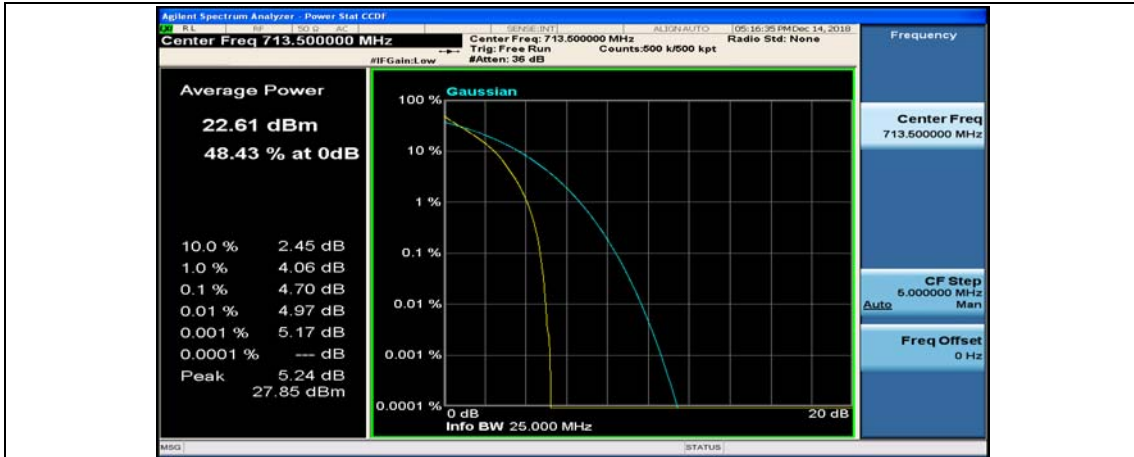
(Channel Bandwidth: 5 MHz)\_HCH\_QPSK\_1RB#24



(Channel Bandwidth: 5 MHz)\_HCH\_QPSK\_12RB#0



(Channel Bandwidth: 5 MHz)\_HCH\_QPSK\_12RB#6



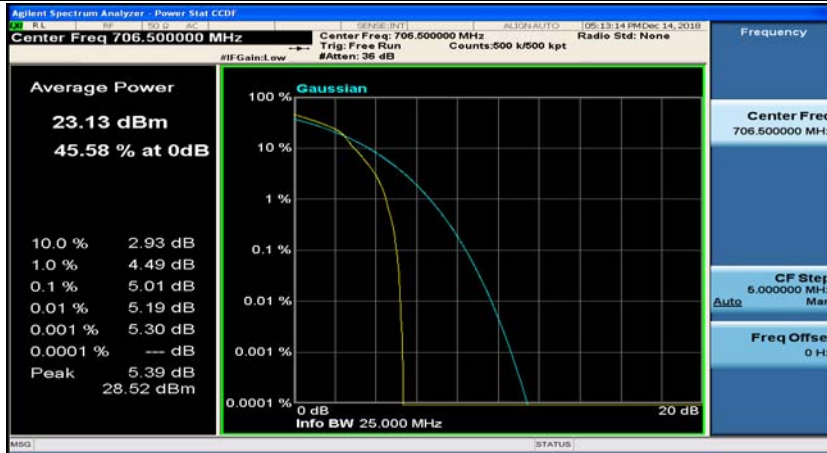
(Channel Bandwidth: 5 MHz)\_HCH\_QPSK\_12RB#13



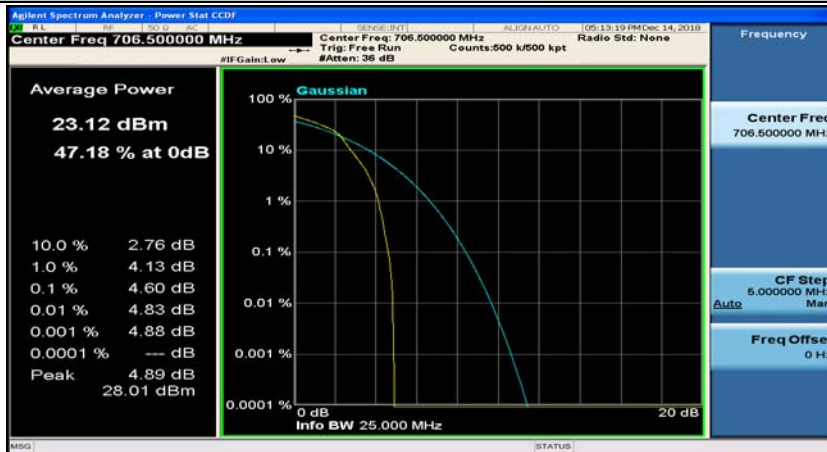
(Channel Bandwidth: 5 MHz)\_HCH\_QPSK\_25RB#0



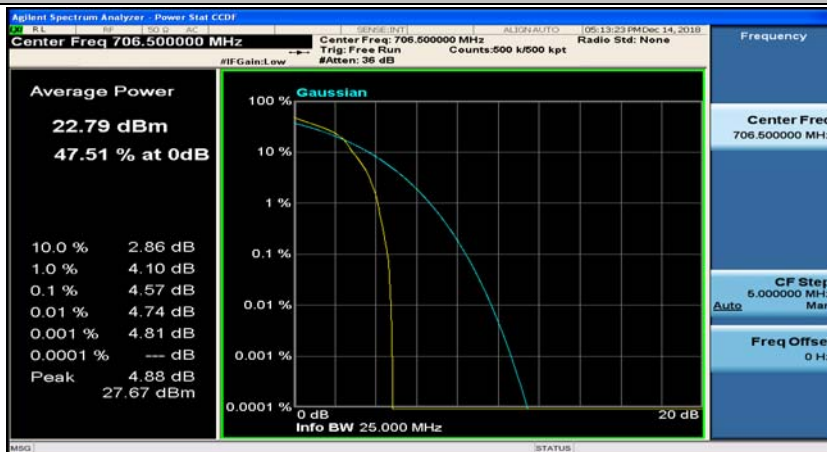
(Channel Bandwidth: 5 MHz)\_LCH\_16QAM\_1RB#0



(Channel Bandwidth: 5 MHz)\_LCH\_16QAM\_1RB#12



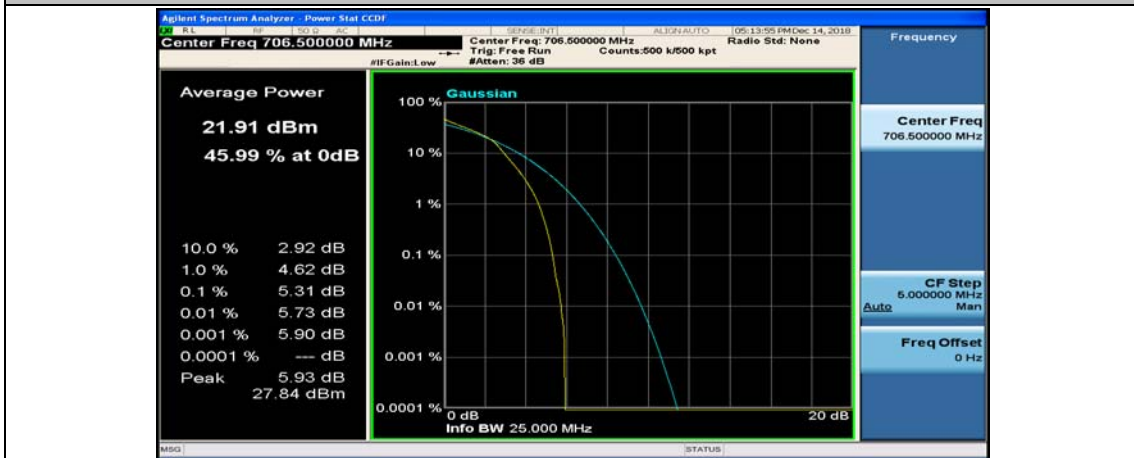
(Channel Bandwidth: 5 MHz)\_LCH\_16QAM\_1RB#24



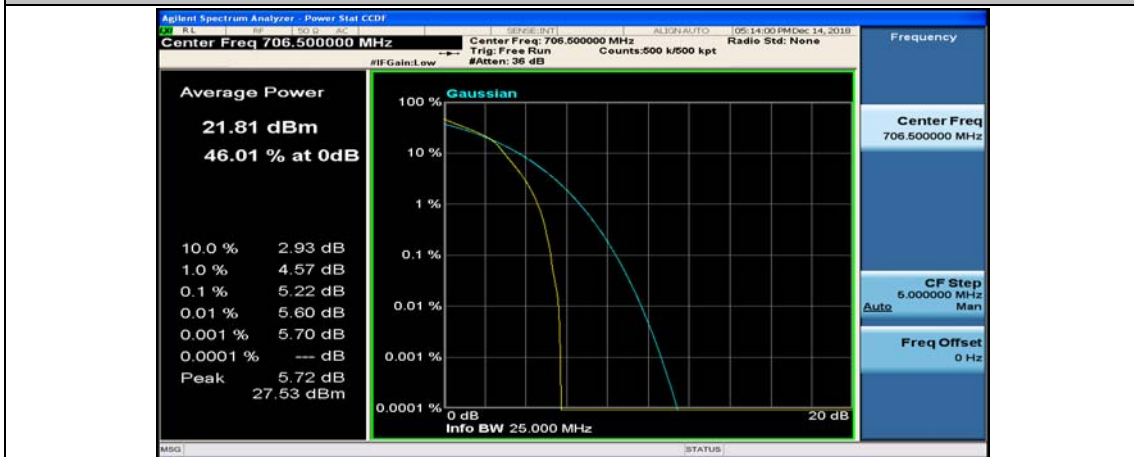
(Channel Bandwidth: 5 MHz)\_LCH\_16QAM\_12RB#0



(Channel Bandwidth: 5 MHz)\_LCH\_16QAM\_12RB#6



(Channel Bandwidth: 5 MHz)\_LCH\_16QAM\_12RB#13



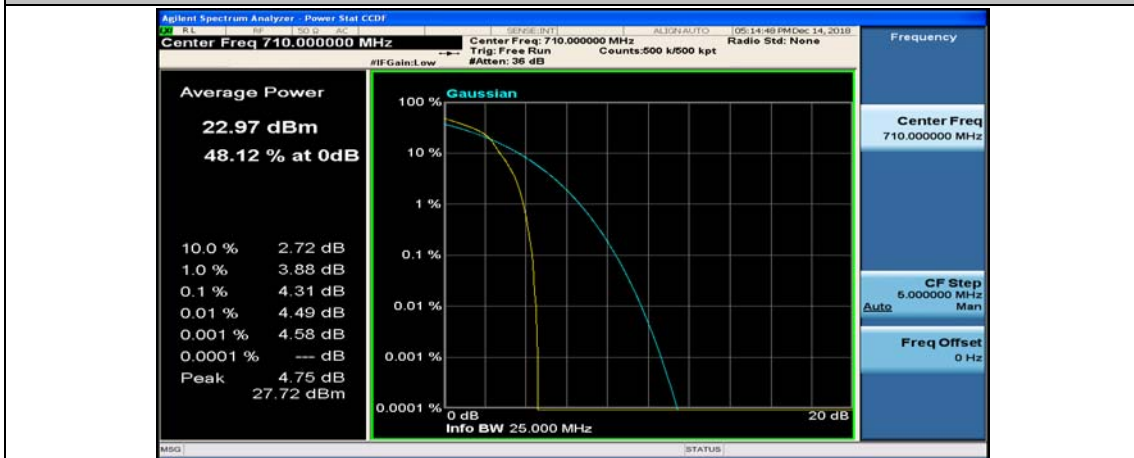
(Channel Bandwidth: 5 MHz)\_LCH\_16QAM\_25RB#0



(Channel Bandwidth: 5 MHz)\_MCH\_16QAM\_1RB#0



(Channel Bandwidth: 5 MHz)\_MCH\_16QAM\_1RB#12

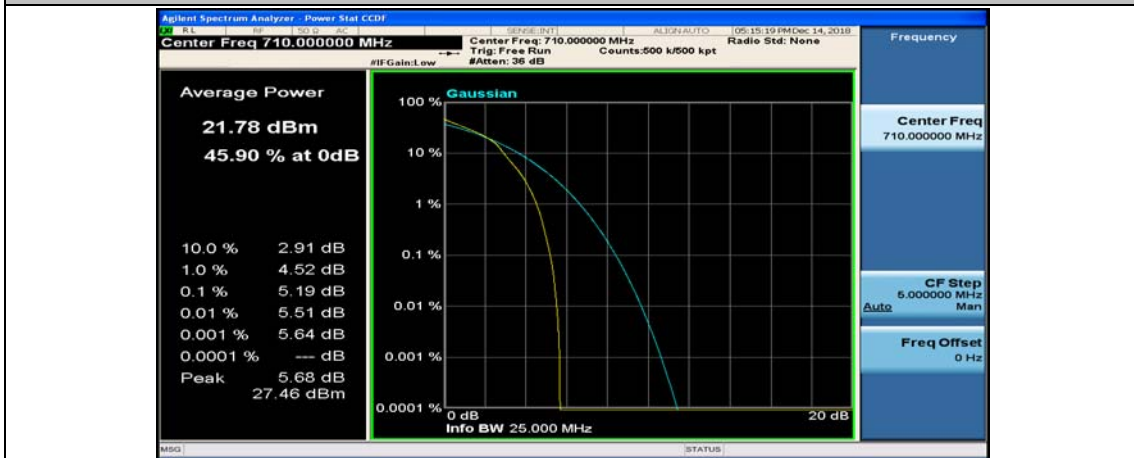


(Channel Bandwidth: 5 MHz)\_MCH\_16QAM\_1RB#24





(Channel Bandwidth: 5 MHz)\_MCH\_16QAM\_12RB#0



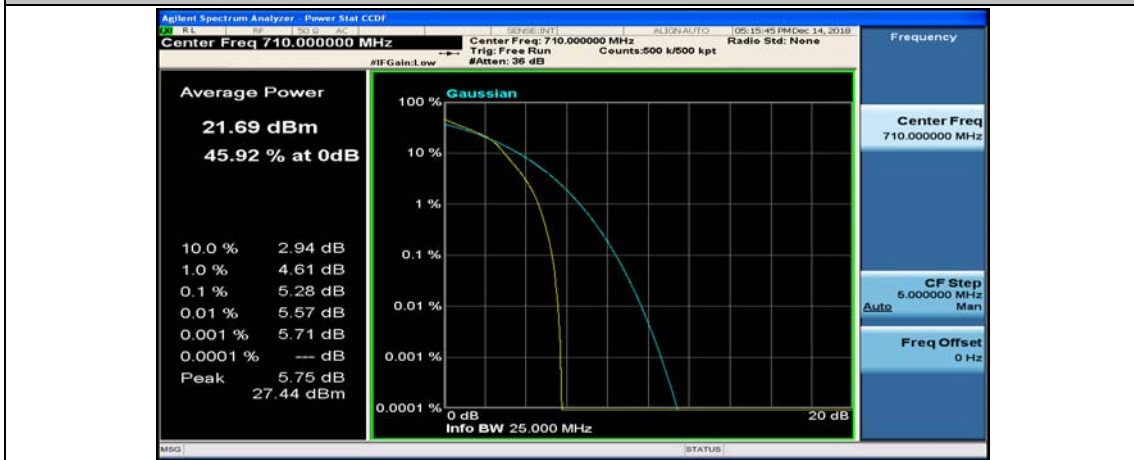
(Channel Bandwidth: 5 MHz)\_MCH\_16QAM\_12RB#6



(Channel Bandwidth: 5 MHz)\_MCH\_16QAM\_12RB#13



(Channel Bandwidth: 5 MHz)\_MCH\_16QAM\_25RB#0



(Channel Bandwidth: 5 MHz)\_HCH\_16QAM\_1RB#0



(Channel Bandwidth: 5 MHz)\_HCH\_16QAM\_1RB#12



(Channel Bandwidth: 5 MHz)\_HCH\_16QAM\_1RB#24



(Channel Bandwidth: 5 MHz)\_HCH\_16QAM\_12RB#0



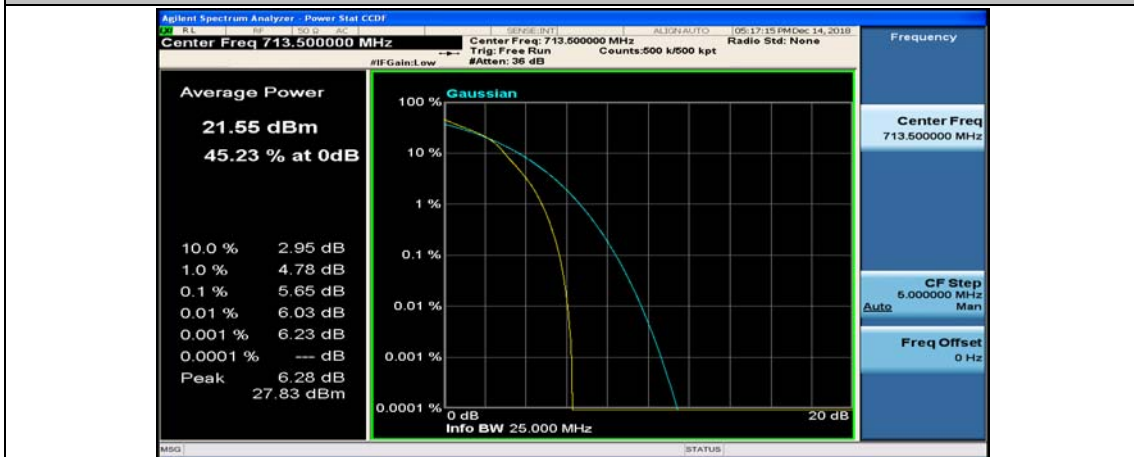
(Channel Bandwidth: 5 MHz)\_HCH\_16QAM\_12RB#6



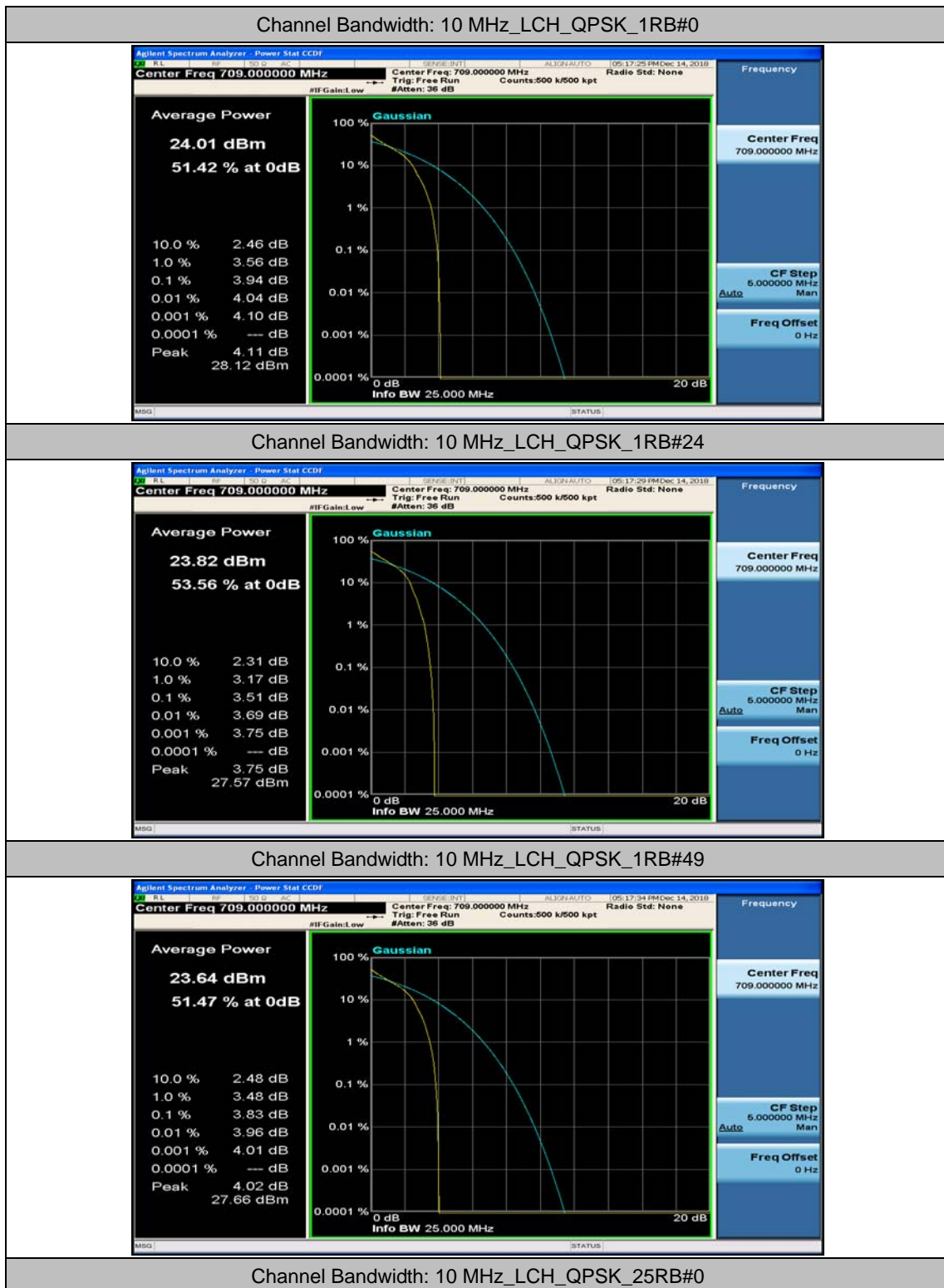
(Channel Bandwidth: 5 MHz)\_HCH\_16QAM\_12RB#13

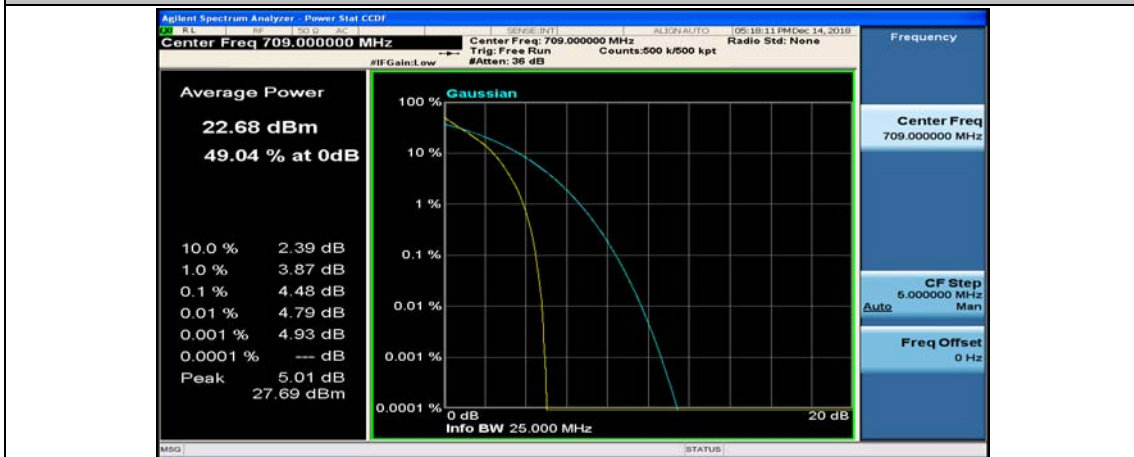


(Channel Bandwidth: 5 MHz)\_HCH\_16QAM\_25RB#0



### Channel Bandwidth: 10 MHz







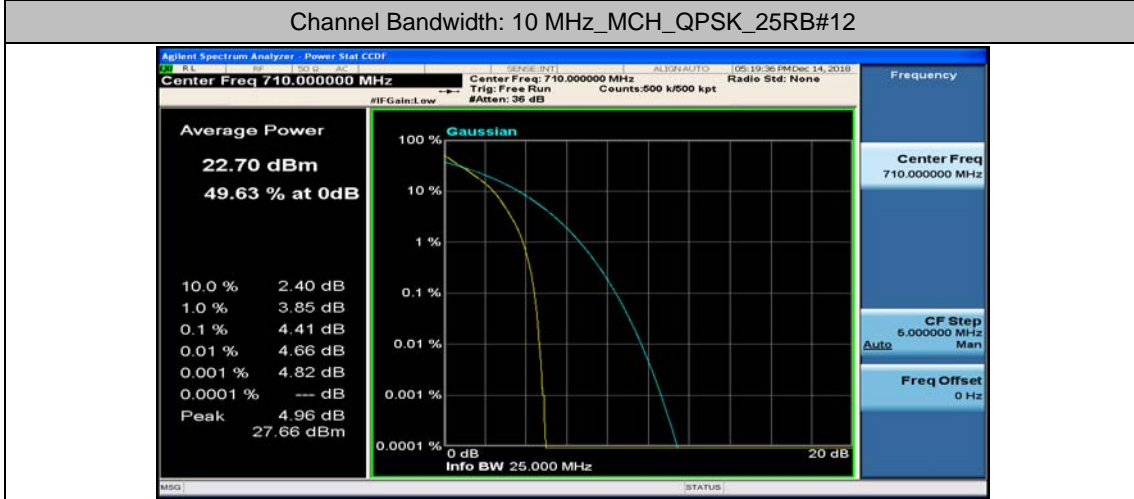
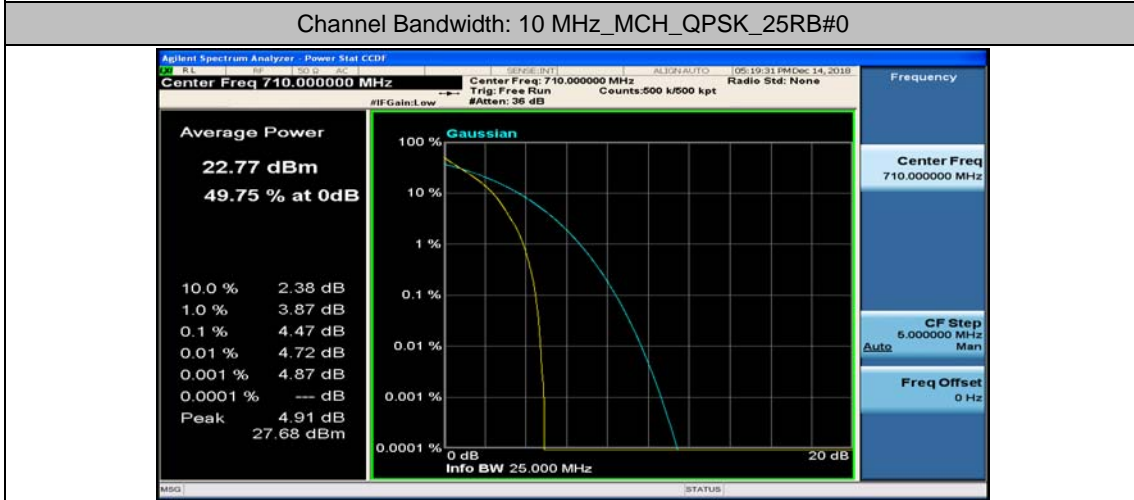
Channel Bandwidth: 10 MHz\_MCH\_QPSK\_1RB#0



Channel Bandwidth: 10 MHz\_MCH\_QPSK\_1RB#24



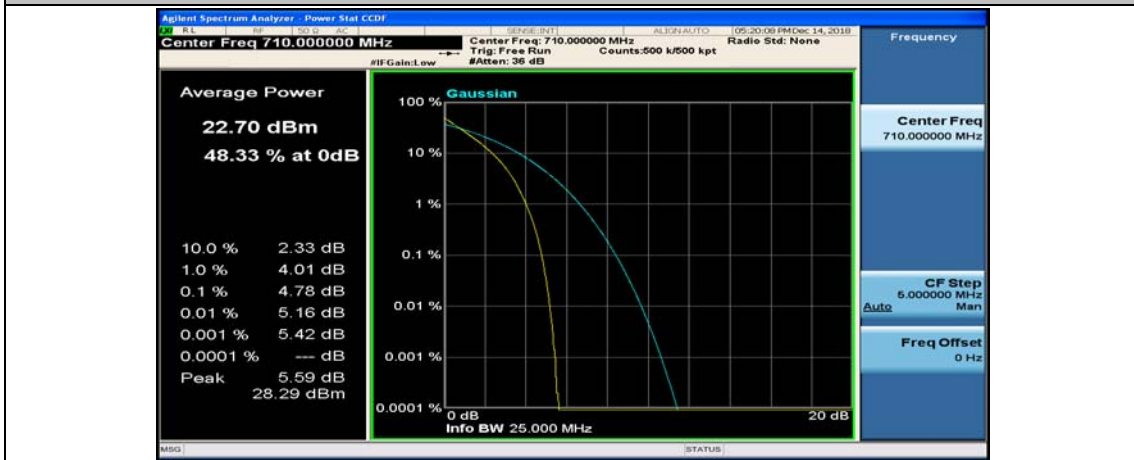
Channel Bandwidth: 10 MHz\_MCH\_QPSK\_1RB#49



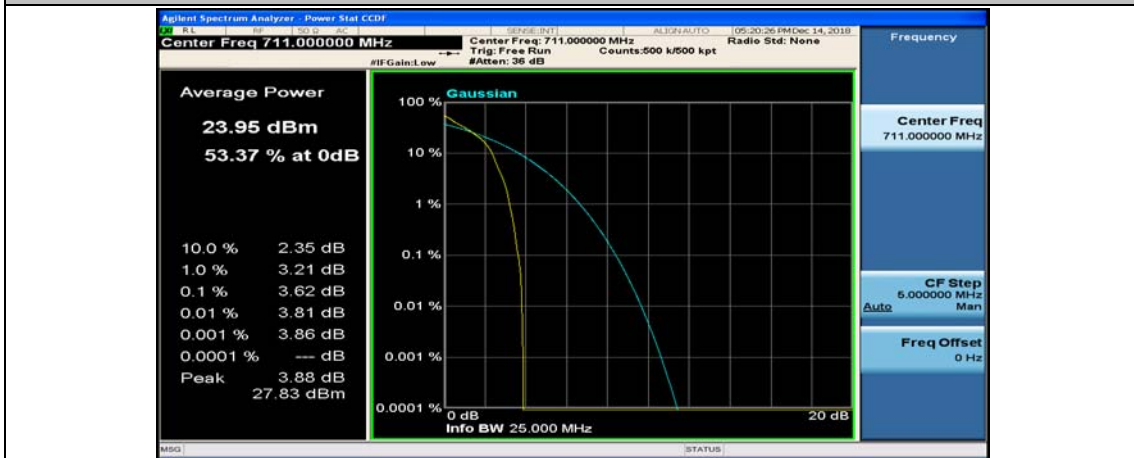




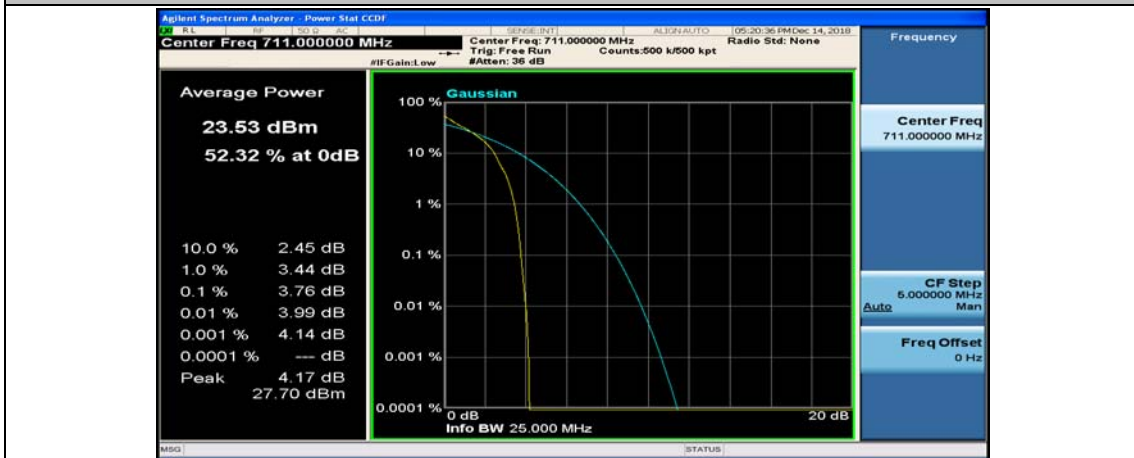
Channel Bandwidth: 10 MHz\_MCH\_QPSK\_50RB#0

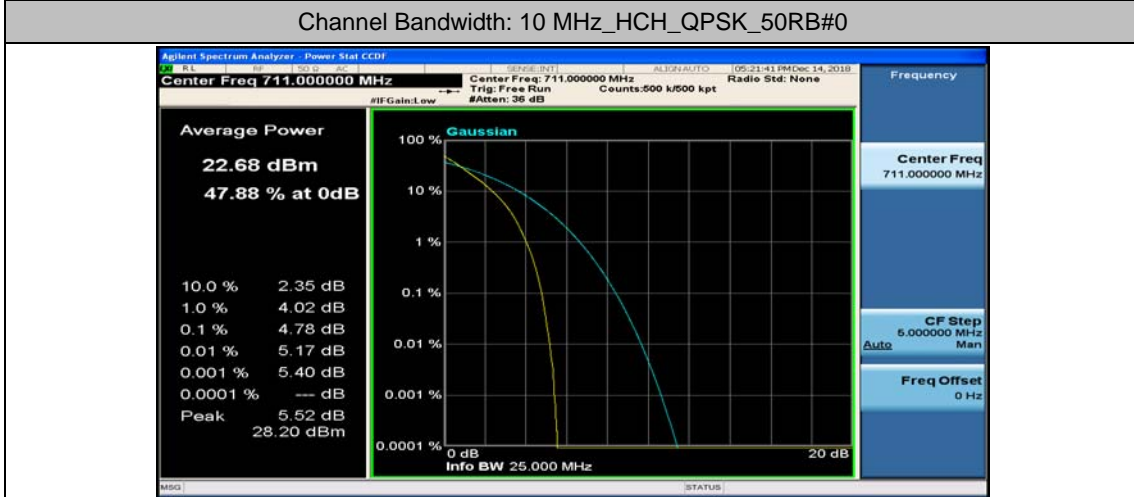
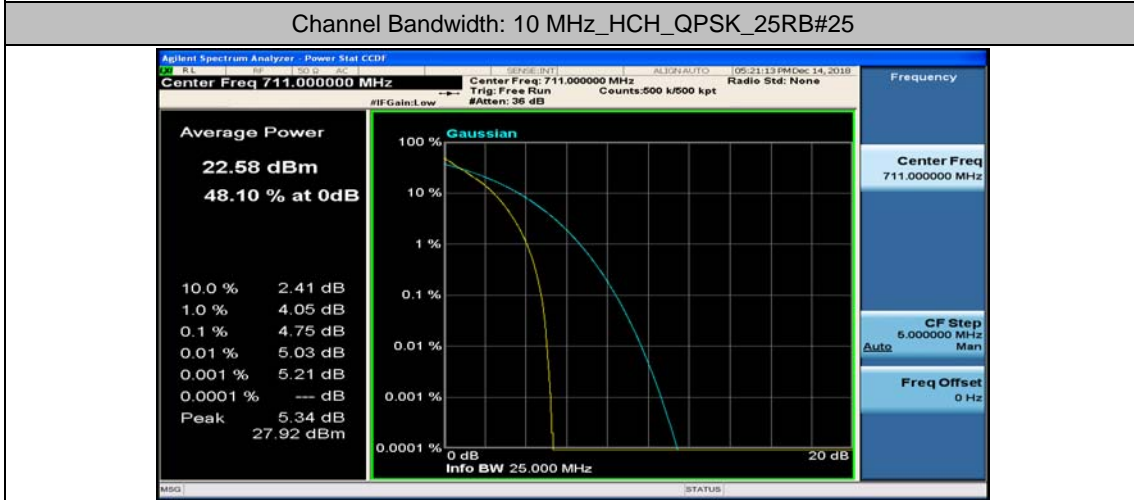


Channel Bandwidth: 10 MHz\_HCH\_QPSK\_1RB#0

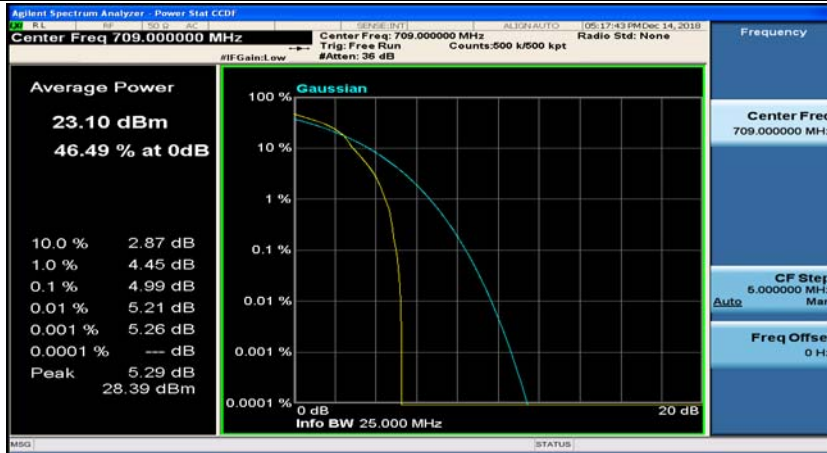


Channel Bandwidth: 10 MHz\_HCH\_QPSK\_1RB#24

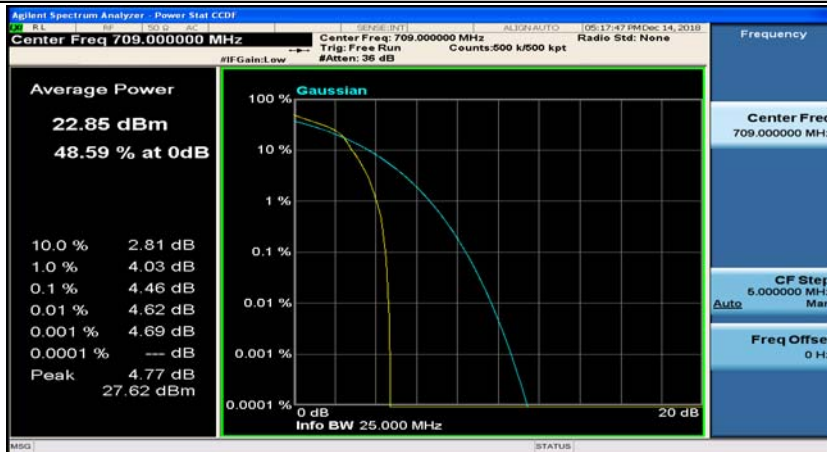




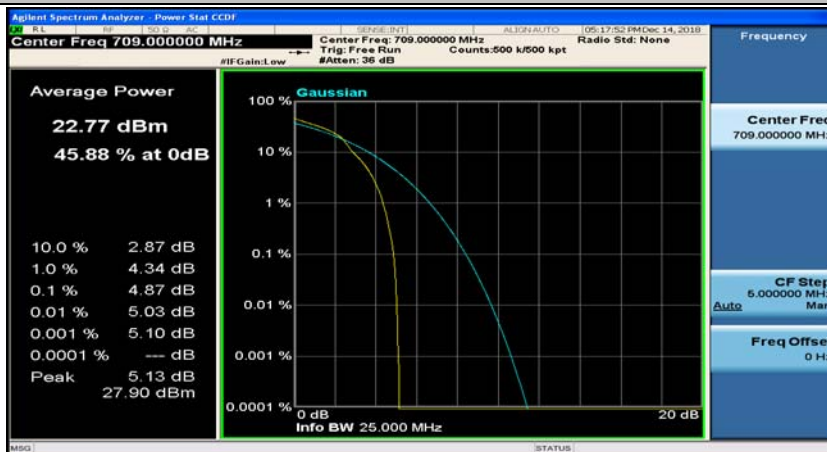
Channel Bandwidth: 10 MHz\_LCH\_16QAM\_1RB#0



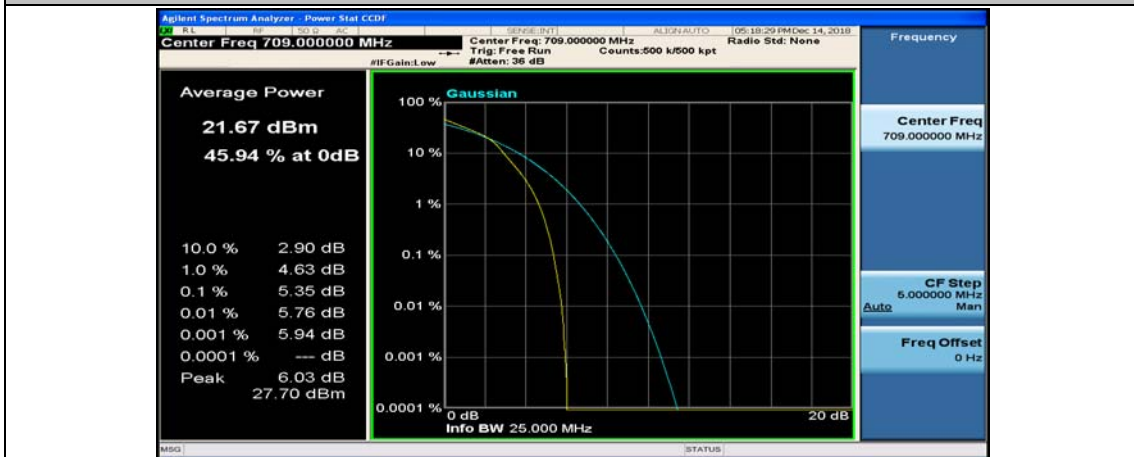
Channel Bandwidth: 10 MHz\_LCH\_16QAM\_1RB#24



Channel Bandwidth: 10 MHz\_LCH\_16QAM\_1RB#49

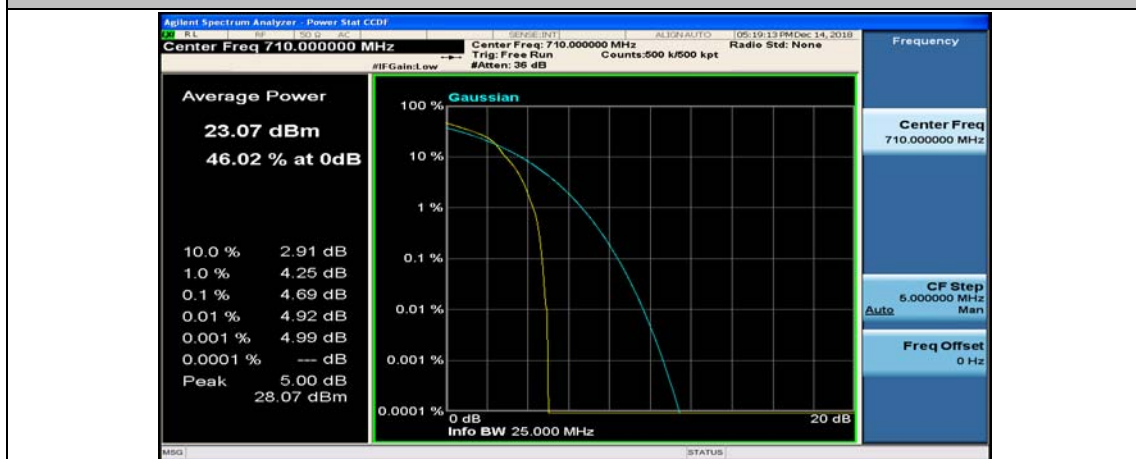


Channel Bandwidth: 10 MHz\_LCH\_16QAM\_25RB#0

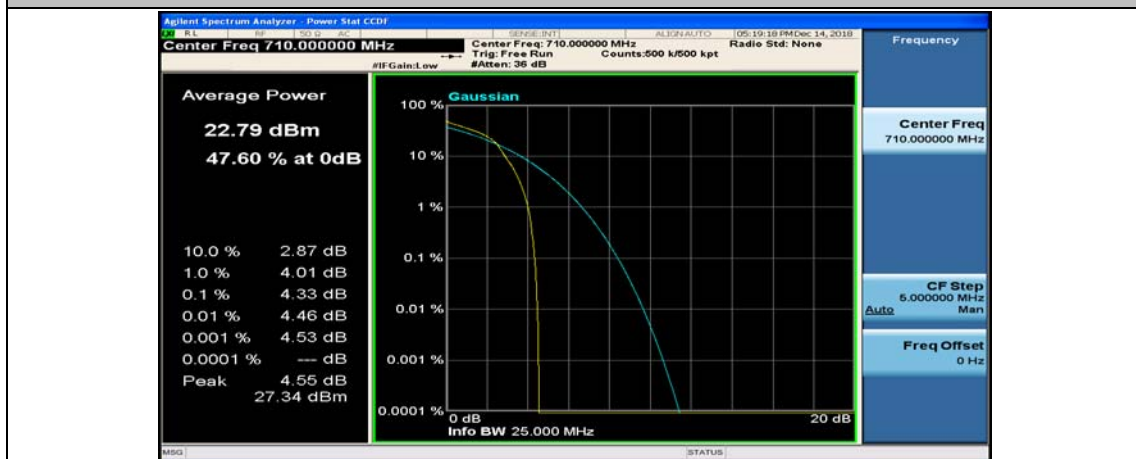




Channel Bandwidth: 10 MHz\_MCH\_16QAM\_1RB#0



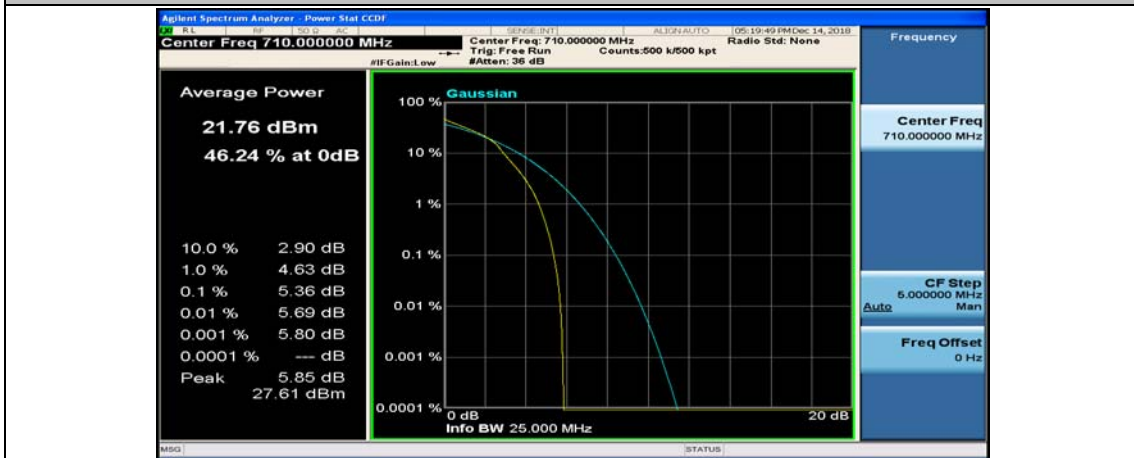
Channel Bandwidth: 10 MHz\_MCH\_16QAM\_1RB#24



Channel Bandwidth: 10 MHz\_MCH\_16QAM\_1RB#49



Channel Bandwidth: 10 MHz\_MCH\_16QAM\_25RB#0



Channel Bandwidth: 10 MHz\_MCH\_16QAM\_25RB#12



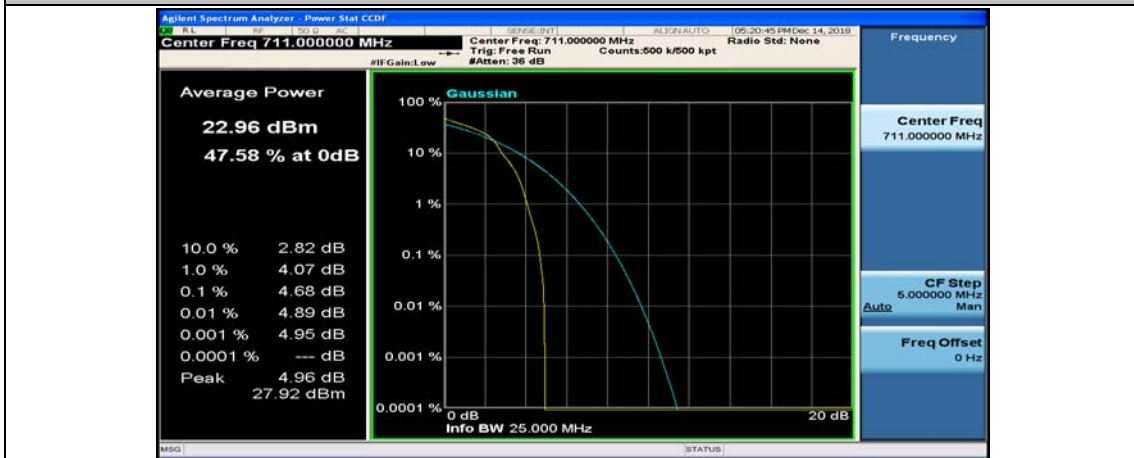
Channel Bandwidth: 10 MHz\_MCH\_16QAM\_25RB#25



Channel Bandwidth: 10 MHz\_MCH\_16QAM\_50RB#0



Channel Bandwidth: 10 MHz\_HCH\_16QAM\_1RB#0



Channel Bandwidth: 10 MHz\_HCH\_16QAM\_1RB#24





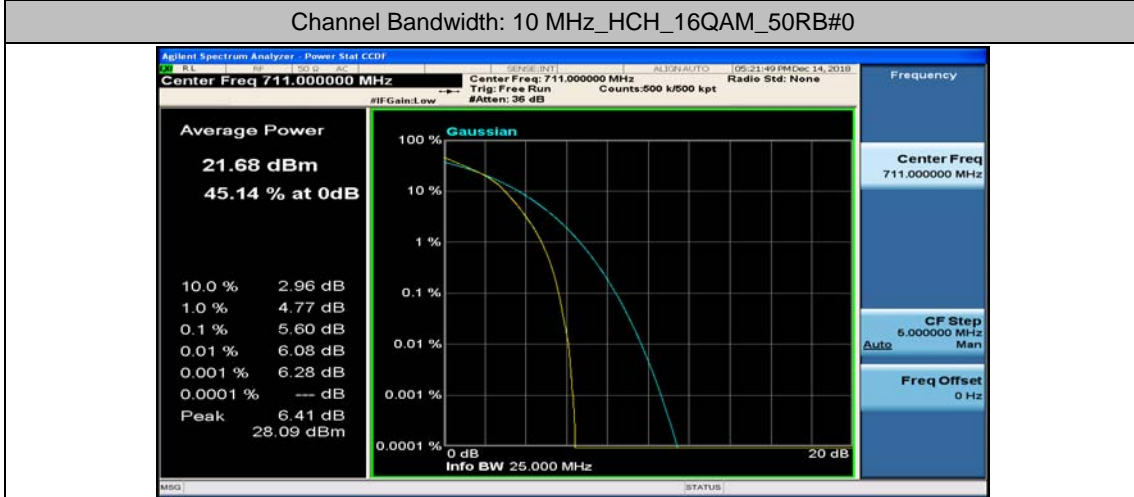
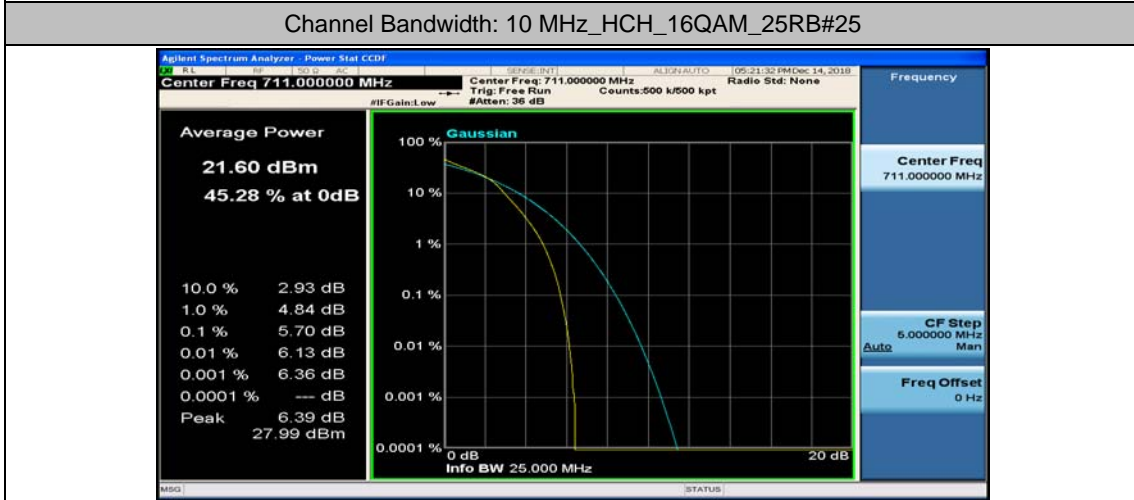
Channel Bandwidth: 10 MHz\_HCH\_16QAM\_1RB#49



Channel Bandwidth: 10 MHz\_HCH\_16QAM\_25RB#0



Channel Bandwidth: 10 MHz\_HCH\_16QAM\_25RB#12



## Appendix C: 26dB Bandwidth and Occupied Bandwidth

### Test Result

#### Channel Bandwidth: 5 MHz

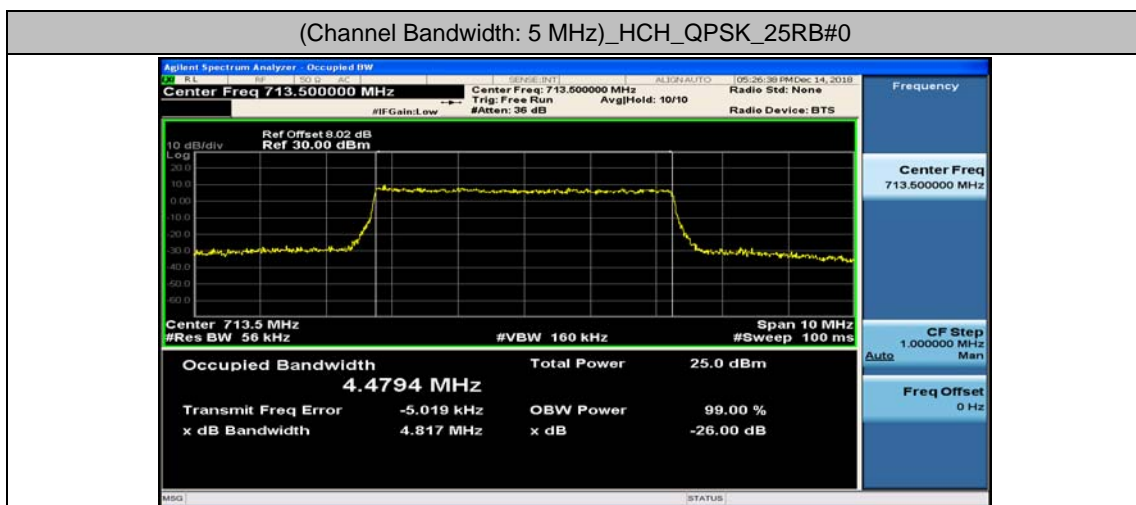
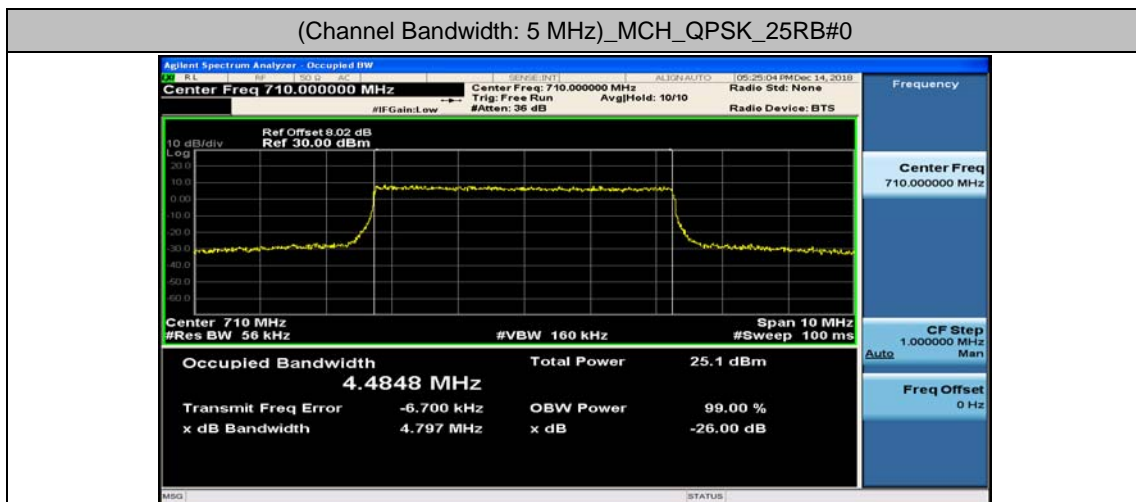
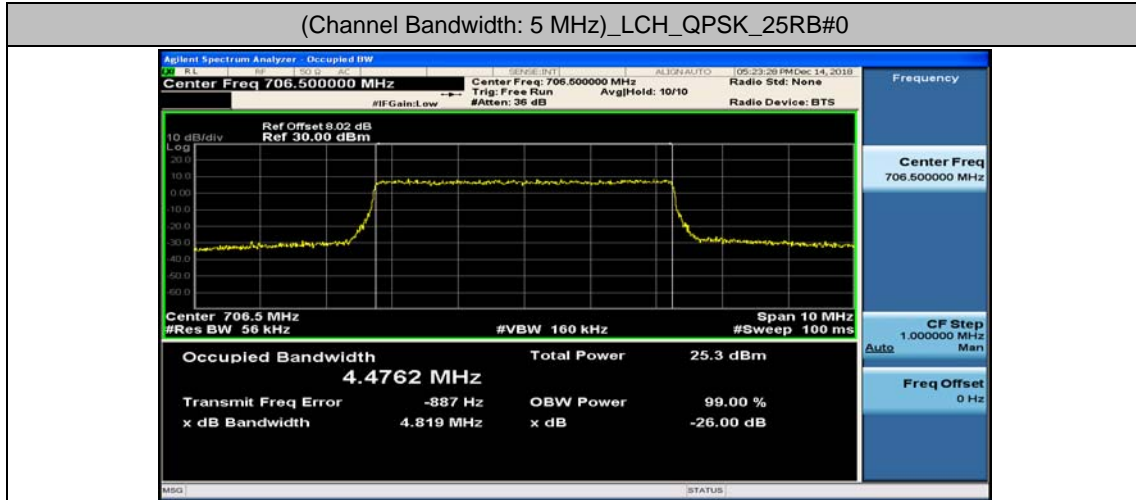
Channel Bandwidth: 5 MHz						
Modulation	Channel	RB Configuration		Occupied Bandwidth (MHz)	26dB Bandwidth (MHz)	Verdict
		Size	Offset			
QPSK	LCH	25	0	4.4762	4.819	PASS
	MCH	25	0	4.4848	4.797	PASS
	HCH	25	0	4.4794	4.817	PASS
16QAM	LCH	25	0	4.4813	4.819	PASS
	MCH	25	0	4.4772	4.823	PASS
	HCH	25	0	4.4820	4.870	PASS

#### Channel Bandwidth: 10 MHz

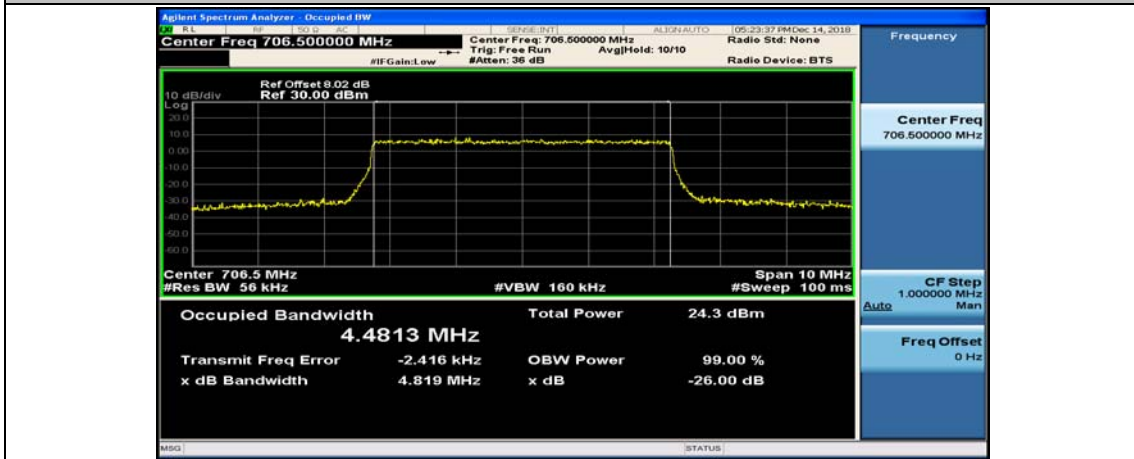
Channel Bandwidth: 10 MHz						
Modulation	Channel	RB Configuration		Occupied Bandwidth (MHz)	26dB Bandwidth (MHz)	Verdict
		Size	Offset			
QPSK	LCH	50	0	8.9465	9.443	PASS
	MCH	50	0	8.9364	9.405	PASS
	HCH	50	0	8.9387	9.415	PASS
16QAM	LCH	50	0	8.9291	9.448	PASS
	MCH	50	0	8.9378	9.511	PASS
	HCH	50	0	8.9238	9.420	PASS

## Test Graphs

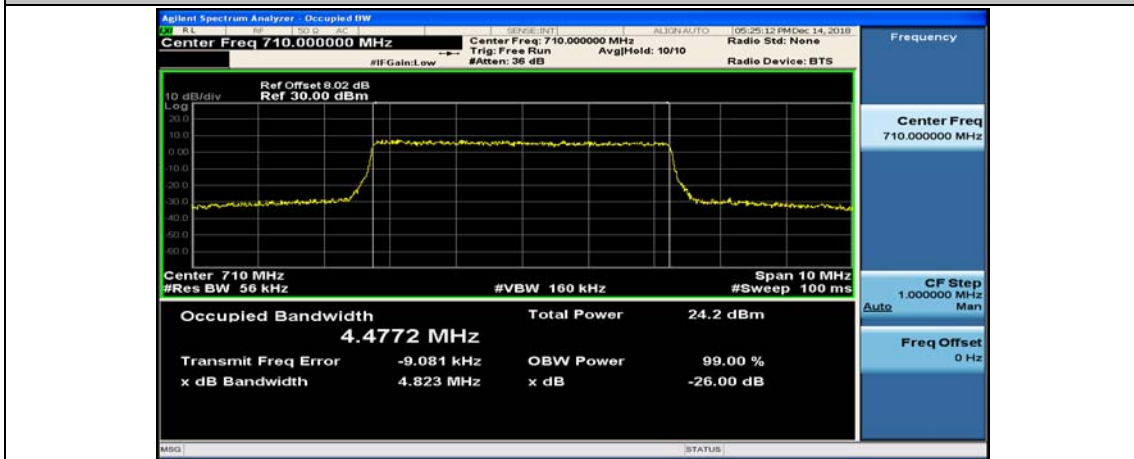
### Channel Bandwidth: 5 MHz



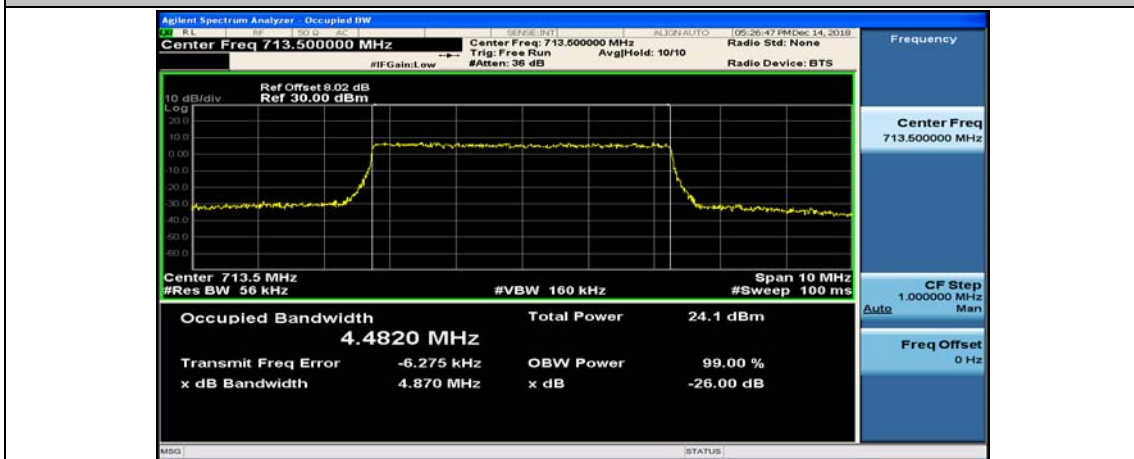
(Channel Bandwidth: 5 MHz)\_LCH\_16QAM\_25RB#0



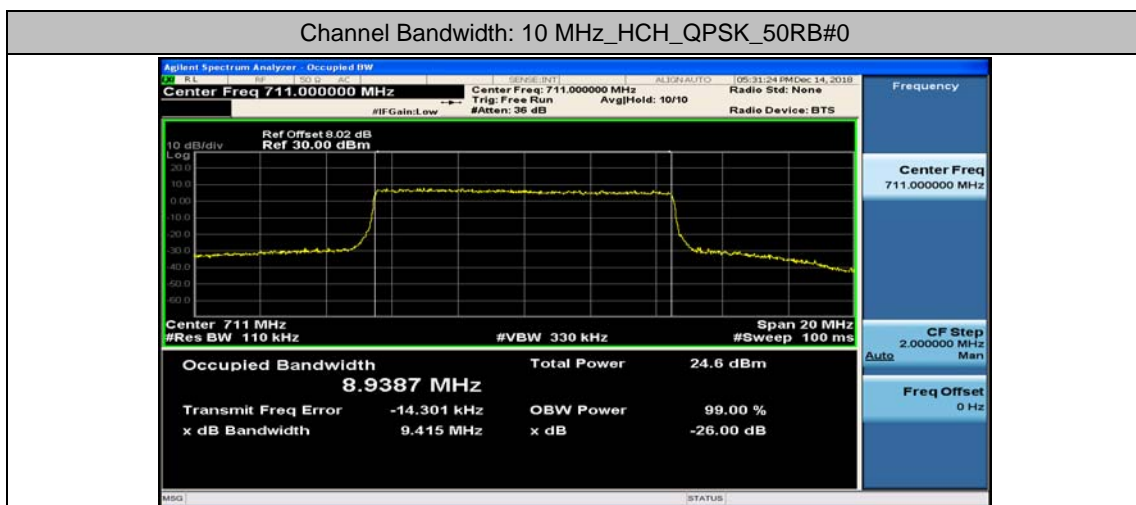
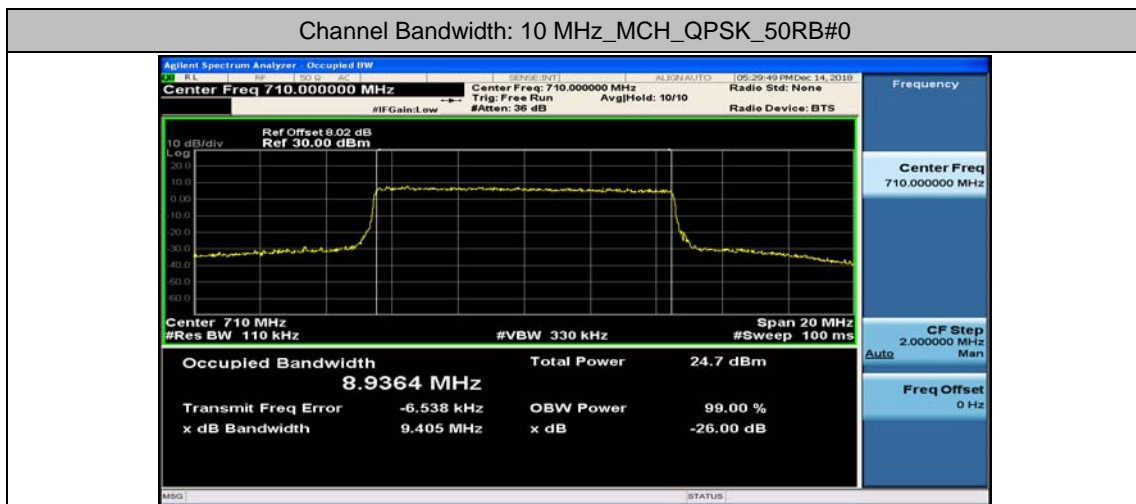
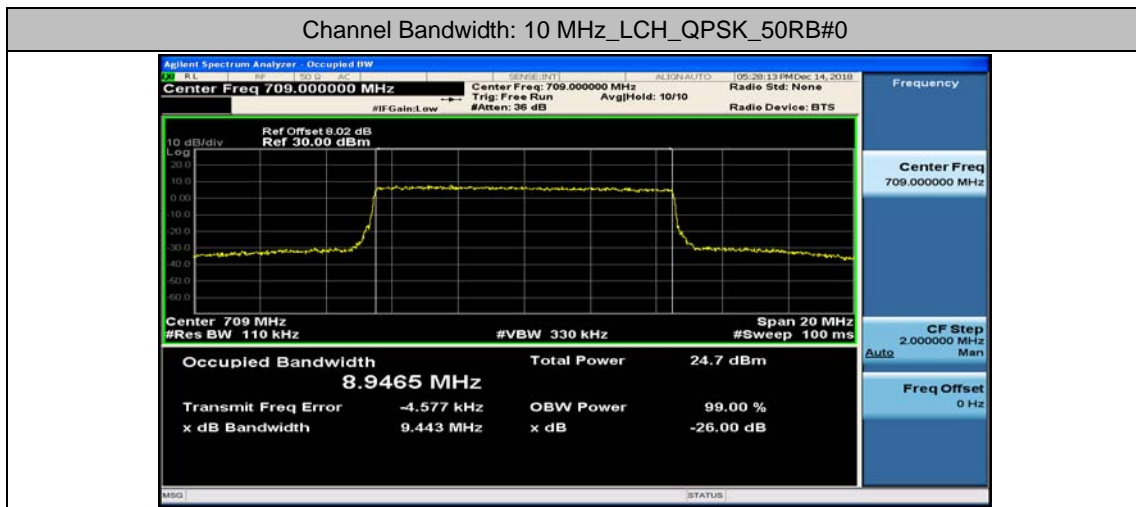
(Channel Bandwidth: 5 MHz)\_MCH\_16QAM\_25RB#0



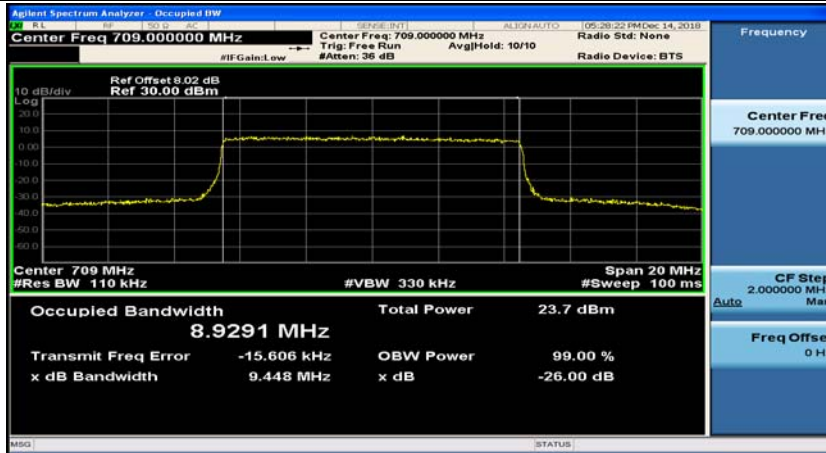
(Channel Bandwidth: 5 MHz)\_HCH\_16QAM\_25RB#0



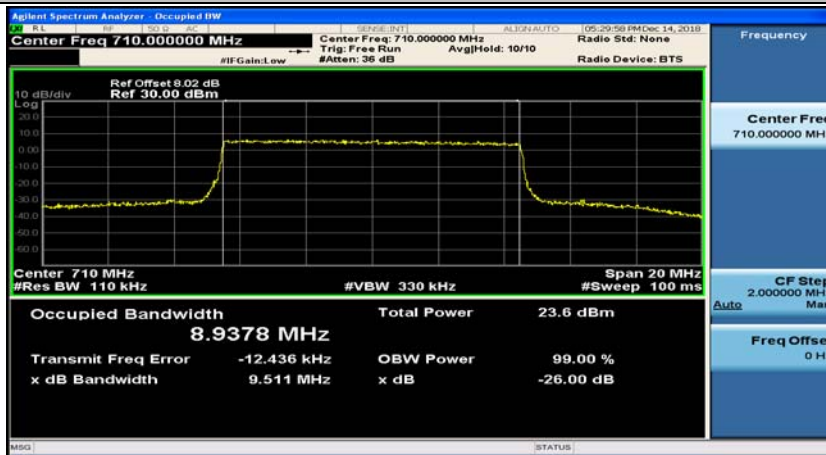
### Channel Bandwidth: 10 MHz



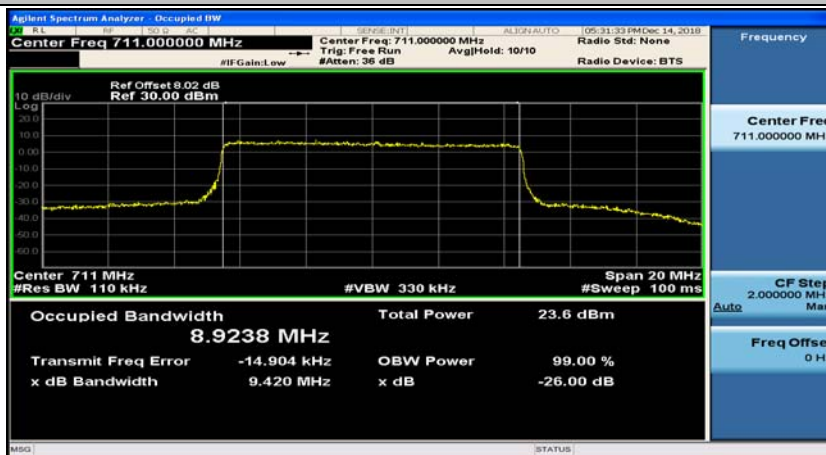
## Channel Bandwidth: 10 MHz\_LCH\_16QAM\_50RB#0



## Channel Bandwidth: 10 MHz\_MCH\_16QAM\_50RB#0



## Channel Bandwidth: 10 MHz\_HCH\_16QAM\_50RB#0



## Appendix D: Band Edge

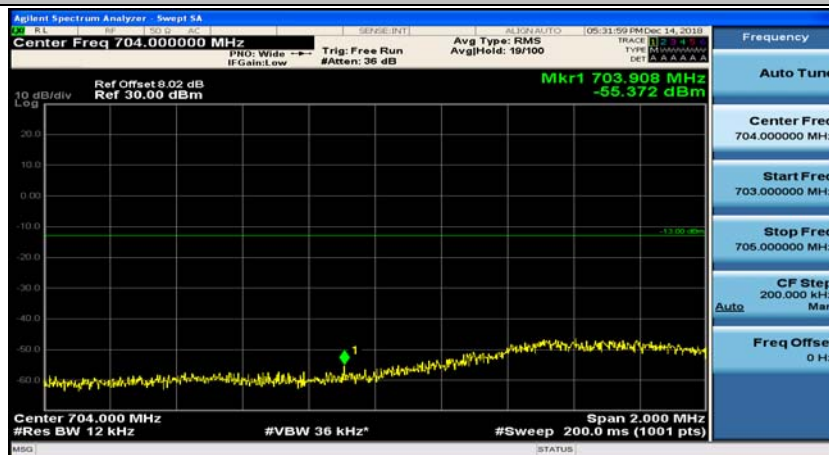
### Test Graphs

#### Channel Bandwidth: 5 MHz

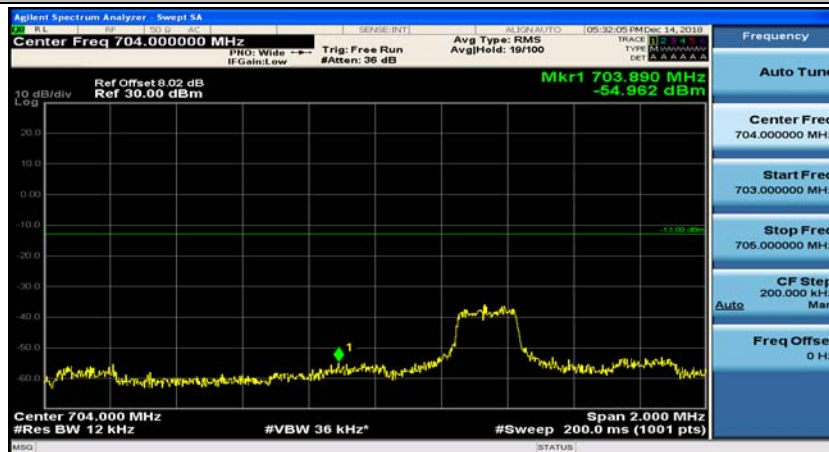
(Channel Bandwidth: 5 MHz)\_LCH\_QPSK\_1RB#0



(Channel Bandwidth: 5 MHz)\_LCH\_QPSK\_1RB#12



(Channel Bandwidth: 5 MHz)\_LCH\_QPSK\_1RB#24

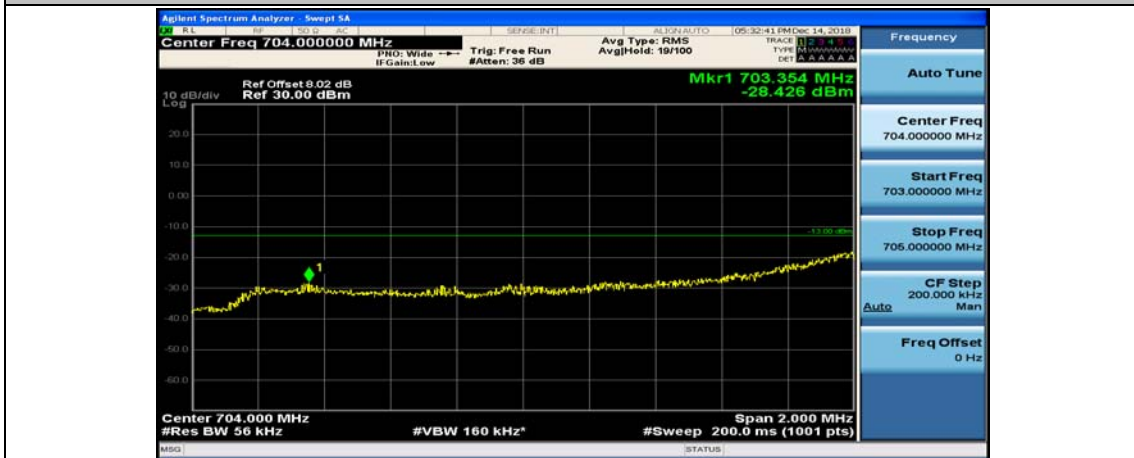


(Channel Bandwidth: 5 MHz)\_LCH\_QPSK\_12RB#0





(Channel Bandwidth: 5 MHz)\_LCH\_QPSK\_12RB#6



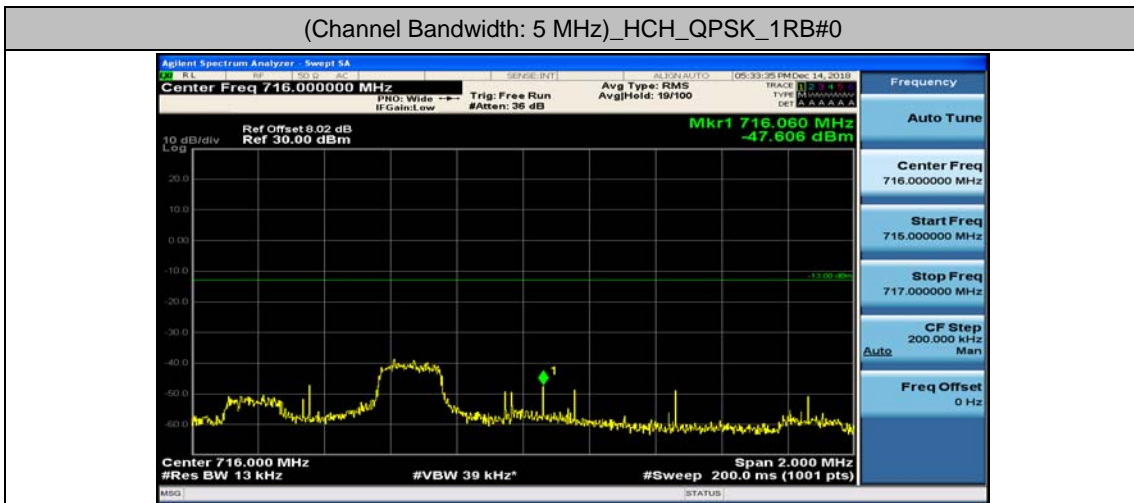
(Channel Bandwidth: 5 MHz)\_LCH\_QPSK\_12RB#13



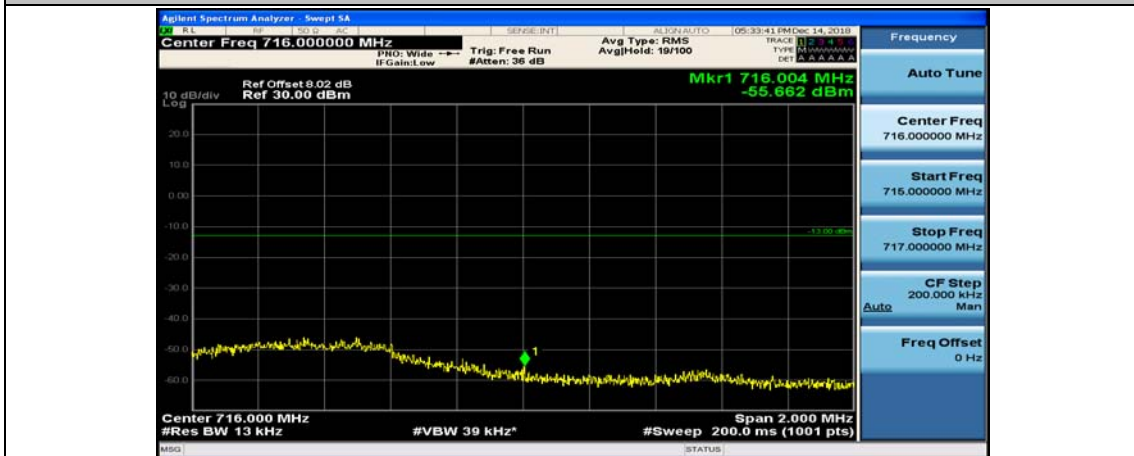
(Channel Bandwidth: 5 MHz)\_LCH\_QPSK\_25RB#0



(Channel Bandwidth: 5 MHz)\_HCH\_QPSK\_1RB#0



(Channel Bandwidth: 5 MHz)\_HCH\_QPSK\_1RB#12



(Channel Bandwidth: 5 MHz)\_HCH\_QPSK\_1RB#24