



Appendix B - SAR Measurement Data

Test Laboratory: Sporton International Inc. SAR Testing Lab

Date/Time: 4/28/2005 9:04:11 AM

Right Cheek_CDMA Ch1013_20050428

DUT: 542614; Type: cdma2000 Mobile Phone

Communication System: CDMA ; Frequency: 824.7 MHz; Duty Cycle: 1:1

Medium: HSL_850 Medium parameters used : $f = 824.7$ MHz; $\sigma = 0.864$ mho/m; $\epsilon_r = 43.4$; $\rho = 1000$ kg/m³

Ambient Temperature : 20.6 °C; Liquid Temperature : 20.9 °C

DASY4 Configuration:

- Probe: ET3DV6 - SN1788; ConvF(6.74, 6.74, 6.74); Calibrated: 9/30/2004
- Sensor-Surface: 4mm (Mechanical And Optical Surface Detection)
- Electronics: DAE3 Sn577; Calibrated: 11/17/2004
- Phantom: SAM 12; Type: QD 000 P40 C; Serial: TP-1150
- Measurement SW: DASY4, V4.5 Build 19; Postprocessing SW: SEMCAD, V1.8 Build 145

Ch1013/Area Scan (41x111x1): Measurement grid: dx=15mm, dy=15mm

Maximum value of SAR (interpolated) = 1.11 mW/g

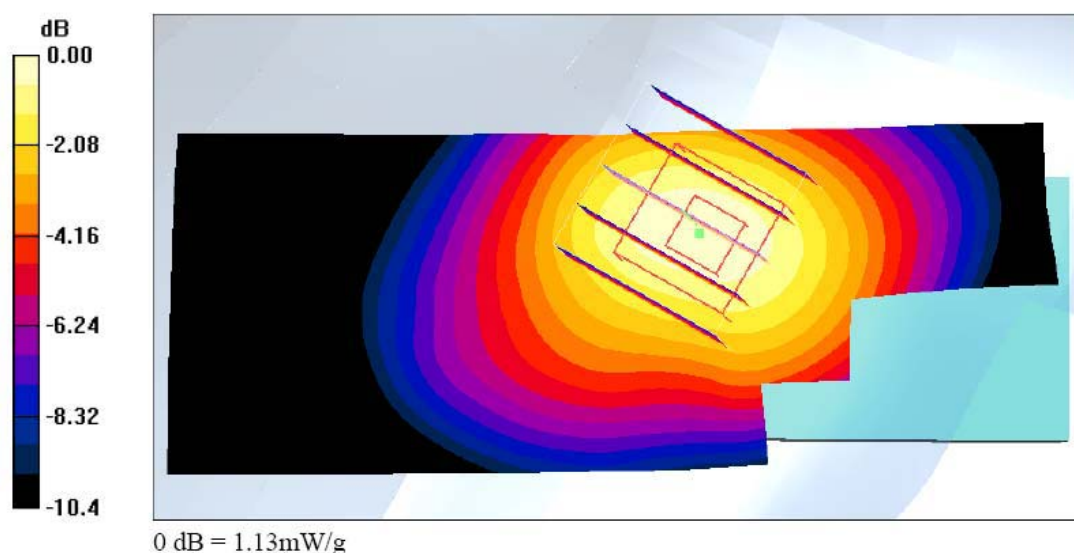
Ch1013/Zoom Scan (5x5x7)/Cube 0: Measurement grid: dx=8mm, dy=8mm, dz=5mm

Reference Value = 7.32 V/m; Power Drift = 0.193 dB

Peak SAR (extrapolated) = 1.44 W/kg

SAR(1 g) = 1.06 mW/g; SAR(10 g) = 0.728 mW/g

Maximum value of SAR (measured) = 1.13 mW/g





Test Laboratory: Sporton International Inc. SAR Testing Lab

Date/Time: 4/28/2005 9:20:57 AM

Right Cheek_CDMA Ch384_20050428

DUT: 542614; Type: cdma2000 Mobile Phone

Communication System: CDMA ; Frequency: 836.52 MHz; Duty Cycle: 1:1

Medium: HSL_850 Medium parameters used : $f = 836.52$ MHz; $\sigma = 0.875$ mho/m; $\epsilon_r = 43.3$; $\rho = 1000$ kg/m³

Ambient Temperature : 20.4 °C; Liquid Temperature : 20.7 °C

DASY4 Configuration:

- Probe: ET3DV6 - SN1788; ConvF(6.74, 6.74, 6.74); Calibrated: 9/30/2004
- Sensor-Surface: 4mm (Mechanical And Optical Surface Detection)
- Electronics: DAE3 Sn577; Calibrated: 11/17/2004
- Phantom: SAM 12; Type: QD 000 P40 C; Serial: TP-1150
- Measurement SW: DASY4, V4.5 Build 19; Postprocessing SW: SEMCAD, V1.8 Build 145

Ch384/Area Scan (41x111x1): Measurement grid: dx=15mm, dy=15mm

Maximum value of SAR (interpolated) = 1.30 mW/g

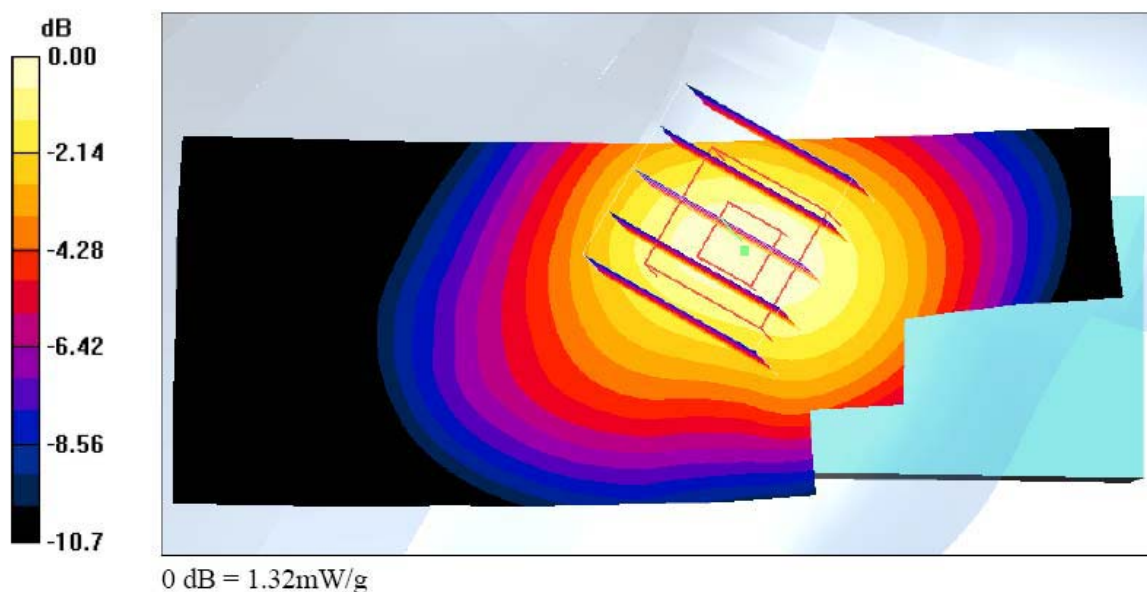
Ch384/Zoom Scan (5x5x7)/Cube 0: Measurement grid: dx=8mm, dy=8mm, dz=5mm

Reference Value = 7.66 V/m; Power Drift = 0.048 dB

Peak SAR (extrapolated) = 1.68 W/kg

SAR(1 g) = 1.22 mW/g; SAR(10 g) = 0.828 mW/g

Maximum value of SAR (measured) = 1.32 mW/g





Test Laboratory: Sporton International Inc. SAR Testing Lab

Date/Time: 4/28/2005 9:37:35 AM

Right Check_CDMA Ch777_20050428

DUT: 542614; Type: cdma2000 Mobile Phone

Communication System: CDMA : Frequency: 848.31 MHz; Duty Cycle: 1:1

Medium: HSL_850 Medium parameters used : $f = 848.31$ MHz; $\sigma = 0.885$ mho/m; $\epsilon_r = 43.2$; $\rho = 1000$ kg/m³

Ambient Temperature : 20.4 °C; Liquid Temperature : 20.8 °C

DASY4 Configuration:

- Probe: ET3DV6 - SN1788; ConvF(6.74, 6.74, 6.74); Calibrated: 9/30/2004
- Sensor-Surface: 4mm (Mechanical And Optical Surface Detection)
- Electronics: DAE3 Sn577; Calibrated: 11/17/2004
- Phantom: SAM 12; Type: QD 000 P40 C; Serial: TP-1150
- Measurement SW: DASY4, V4.5 Build 19; Postprocessing SW: SEMCAD, V1.8 Build 145

Ch777/Area Scan (41x111x1): Measurement grid: dx=15mm, dy=15mm

Maximum value of SAR (interpolated) = 1.25 mW/g

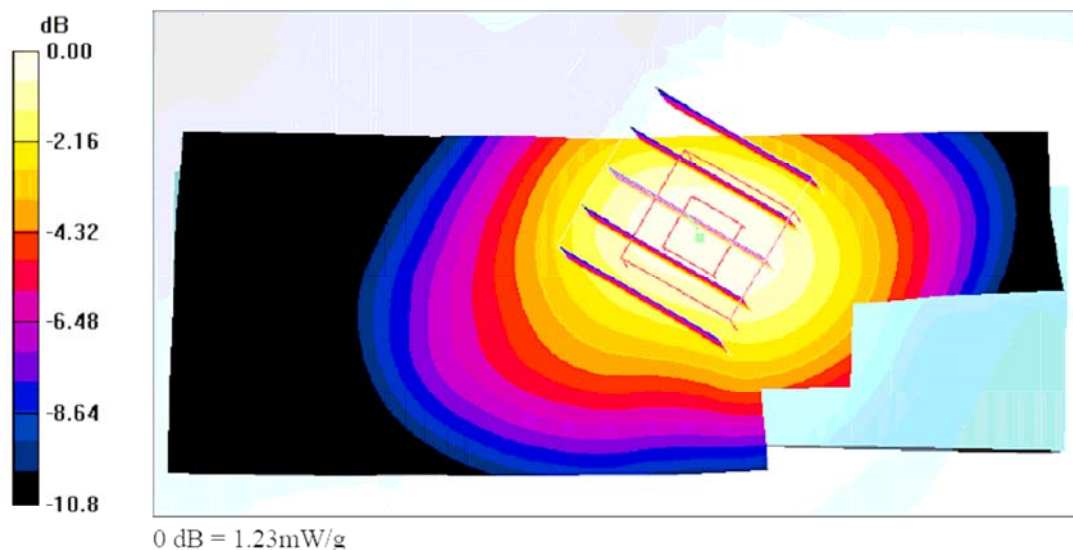
Ch777/Zoom Scan (5x5x7)/Cube 0: Measurement grid: dx=8mm, dy=8mm, dz=5mm

Reference Value = 7.44 V/m; Power Drift = -0.068 dB

Peak SAR (extrapolated) = 1.56 W/kg

SAR(1 g) = 1.15 mW/g; SAR(10 g) = 0.784 mW/g

Maximum value of SAR (measured) = 1.23 mW/g





Test Laboratory: Sporton International Inc. SAR Testing Lab

Date/Time: 4/28/2005 10:27:30 AM

Right Tilted_CDMA Ch1013_20050428

DUT: 542614; Type: cdma2000 Mobile Phone

Communication System: CDMA ; Frequency: 824.7 MHz; Duty Cycle: 1:1

Medium: HSL_850 Medium parameters used : $f = 824.7$ MHz; $\sigma = 0.864$ mho/m; $\epsilon_r = 43.4$; $\rho = 1000$ kg/m³

Ambient Temperature : 21.3 °C; Liquid Temperature : 21.6 °C

DASY4 Configuration:

- Probe: ET3DV6 - SN1788; ConvF(6.74, 6.74, 6.74); Calibrated: 9/30/2004
- Sensor-Surface: 4mm (Mechanical And Optical Surface Detection)
- Electronics: DAE3 Sn577; Calibrated: 11/17/2004
- Phantom: SAM 12; Type: QD 000 P40 C; Serial: TP-1150
- Measurement SW: DASY4, V4.5 Build 19; Postprocessing SW: SEMCAD, V1.8 Build 145

Ch1013/Area Scan (41x111x1): Measurement grid: dx=15mm, dy=15mm

Maximum value of SAR (interpolated) = 0.317 mW/g

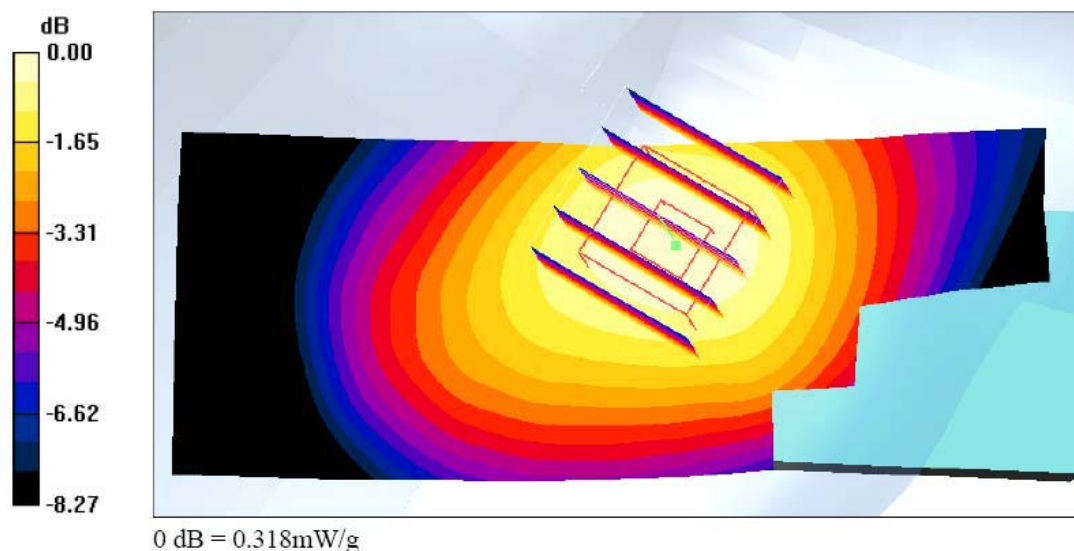
Ch1013/Zoom Scan (5x5x7)/Cube 0: Measurement grid: dx=8mm, dy=8mm, dz=5mm

Reference Value = 8.36 V/m; Power Drift = 0.030 dB

Peak SAR (extrapolated) = 0.376 W/kg

SAR(1 g) = 0.302 mW/g; SAR(10 g) = 0.230 mW/g

Maximum value of SAR (measured) = 0.318 mW/g





Test Laboratory: Sporton International Inc. SAR Testing Lab

Date/Time: 4/28/2005 10:46:26 AM

Left Cheek_CDMA Ch1013_20050428

DUT: 542614; Type: cdma2000 Mobile Phone

Communication System: CDMA : Frequency: 824.7 MHz:Duty Cycle: 1:1

Medium: HSL_850 Medium parameters used : $f = 824.7$ MHz; $\sigma = 0.864$ mho/m; $\epsilon_r = 43.4$; $\rho = 1000$ kg/m³

Ambient Temperature : 21.9 °C; Liquid Temperature : 21.7 °C

DASY4 Configuration:

- Probe: ET3DV6 - SN1788; ConvF(6.74, 6.74, 6.74); Calibrated: 9/30/2004
- Sensor-Surface: 4mm (Mechanical And Optical Surface Detection)
- Electronics: DAE3 Sn577; Calibrated: 11/17/2004
- Phantom: SAM 12; Type: QD 000 P40 C; Serial: TP-1150
- Measurement SW: DASY4, V4.5 Build 19; Postprocessing SW: SEMCAD, V1.8 Build 145

Ch1013/Area Scan (41x111x1): Measurement grid: dx=15mm, dy=15mm

Maximum value of SAR (interpolated) = 0.961 mW/g

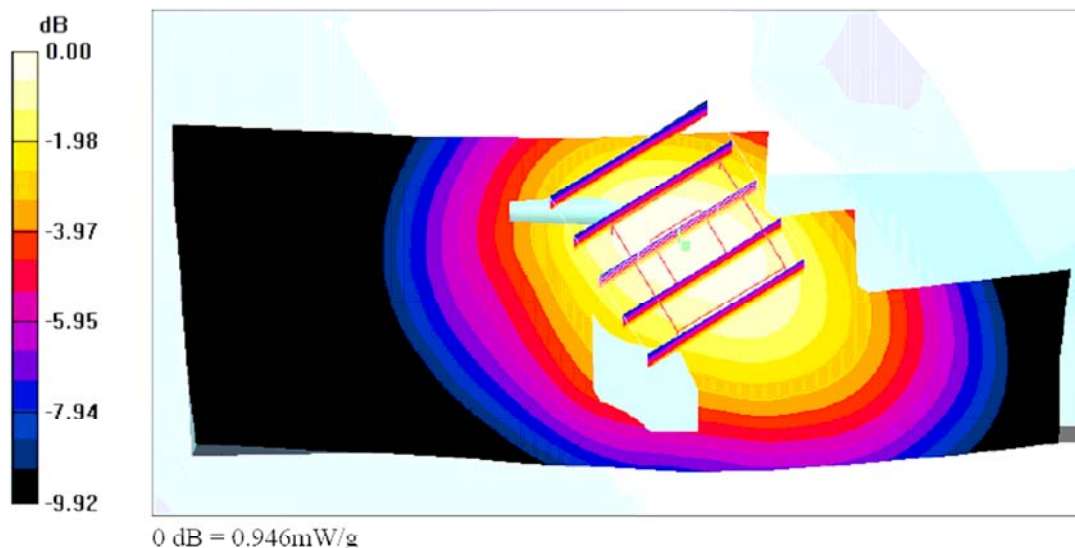
Ch1013/Zoom Scan (5x5x7)/Cube 0: Measurement grid: dx=8mm, dy=8mm, dz=5mm

Reference Value = 5.93 V/m; Power Drift = 0.147 dB

Peak SAR (extrapolated) = 1.19 W/kg

SAR(1 g) = 0.897 mW/g; SAR(10 g) = 0.629 mW/g

Maximum value of SAR (measured) = 0.946 mW/g





Test Laboratory: Sporton International Inc. SAR Testing Lab

Date/Time: 4/28/2005 11:01:25 AM

Left Cheek_CDMA Ch384_20050428

DUT: 542614; Type: cdma2000 Mobile Phone

Communication System: CDMA : Frequency: 836.52 MHz; Duty Cycle: 1:1

Medium: HSL_850 Medium parameters used : $f = 836.52$ MHz; $\sigma = 0.875$ mho/m; $\epsilon_r = 43.3$; $\rho = 1000$ kg/m³

Ambient Temperature : 21.0 °C; Liquid Temperature : 21.6 °C

DASY4 Configuration:

- Probe: ET3DV6 - SN1788; ConvF(6.74, 6.74, 6.74); Calibrated: 9/30/2004
- Sensor-Surface: 4mm (Mechanical And Optical Surface Detection)
- Electronics: DAE3 Sn577; Calibrated: 11/17/2004
- Phantom: SAM 12; Type: QD 000 P40 C; Serial: TP-1150
- Measurement SW: DASY4, V4.5 Build 19; Postprocessing SW: SEMCAD, V1.8 Build 145

Ch384/Area Scan (41x111x1): Measurement grid: dx=15mm, dy=15mm

Maximum value of SAR (interpolated) = 1.11 mW/g

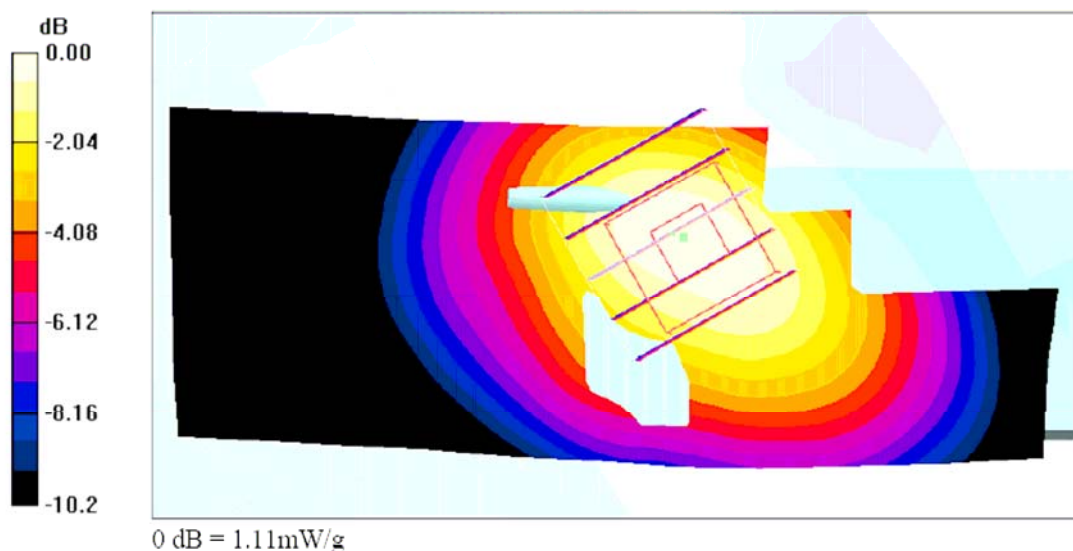
Ch384/Zoom Scan (5x5x7)/Cube 0: Measurement grid: dx=8mm, dy=8mm, dz=5mm

Reference Value = 6.34 V/m; Power Drift = -0.121 dB

Peak SAR (extrapolated) = 1.42 W/kg

SAR(1 g) = 1.06 mW/g; SAR(10 g) = 0.729 mW/g

Maximum value of SAR (measured) = 1.11 mW/g





Test Laboratory: Sporton International Inc. SAR Testing Lab

Date/Time: 4/28/2005 11:28:15 AM

Left Cheek_CDMA Ch777_20050428

DUT: 542614; Type: cdma2000 Mobile Phone

Communication System: CDMA ; Frequency: 848.31 MHz; Duty Cycle: 1:1

Medium: HSL_850 Medium parameters used : $f = 848.31$ MHz; $\sigma = 0.885$ mho/m; $\epsilon_r = 43.2$; $\rho = 1000$ kg/m³

Ambient Temperature : 22.4 °C; Liquid Temperature : 22.1 °C

DASY4 Configuration:

- Probe: ET3DV6 - SN1788; ConvF(6.74, 6.74, 6.74); Calibrated: 9/30/2004
- Sensor-Surface: 4mm (Mechanical And Optical Surface Detection)
- Electronics: DAE3 Sn577; Calibrated: 11/17/2004
- Phantom: SAM 12; Type: QD 000 P40 C; Serial: TP-1150
- Measurement SW: DASY4, V4.5 Build 19; Postprocessing SW: SEMCAD, V1.8 Build 145

Ch777/Area Scan (41x111x1): Measurement grid: dx=15mm, dy=15mm

Maximum value of SAR (interpolated) = 1.01 mW/g

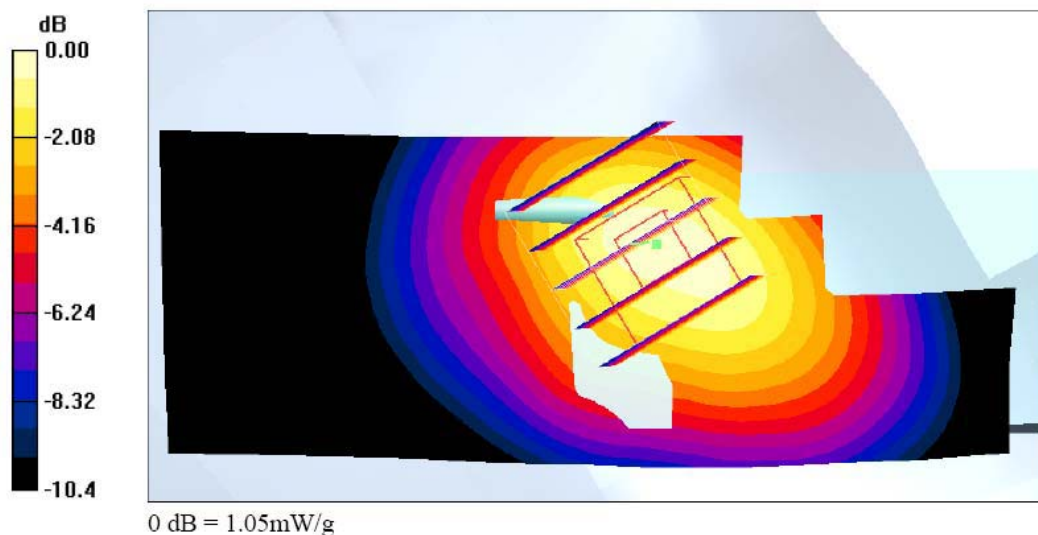
Ch777/Zoom Scan (5x5x7)/Cube 0: Measurement grid: dx=8mm, dy=8mm, dz=5mm

Reference Value = 5.90 V/m; Power Drift = 0.102 dB

Peak SAR (extrapolated) = 1.32 W/kg

SAR(1 g) = 0.980 mW/g; SAR(10 g) = 0.682 mW/g

Maximum value of SAR (measured) = 1.05 mW/g





Test Laboratory: Sporton International Inc. SAR Testing Lab

Date/Time: 4/28/2005 11:42:55 AM

Left Tilted_CDMA Ch384_20050428

DUT: 542614; Type: cdma2000 Mobile Phone

Communication System: CDMA ; Frequency: 836.52 MHz; Duty Cycle: 1:1

Medium: HSL_850 Medium parameters used : $f = 836.52$ MHz; $\sigma = 0.875$ mho/m; $\epsilon_r = 43.3$; $\rho = 1000$ kg/m³

Ambient Temperature : 22.8 °C; Liquid Temperature : 22.4 °C

DASY4 Configuration:

- Probe: ET3DV6 - SN1788; ConvF(6.74, 6.74, 6.74); Calibrated: 9/30/2004
- Sensor-Surface: 4mm (Mechanical And Optical Surface Detection)
- Electronics: DAE3 Sn577; Calibrated: 11/17/2004
- Phantom: SAM 12; Type: QD 000 P40 C; Serial: TP-1150
- Measurement SW: DASY4, V4.5 Build 19; Postprocessing SW: SEMCAD, V1.8 Build 145

Ch384/Area Scan (41x111x1): Measurement grid: dx=15mm, dy=15mm

Maximum value of SAR (interpolated) = 0.247 mW/g

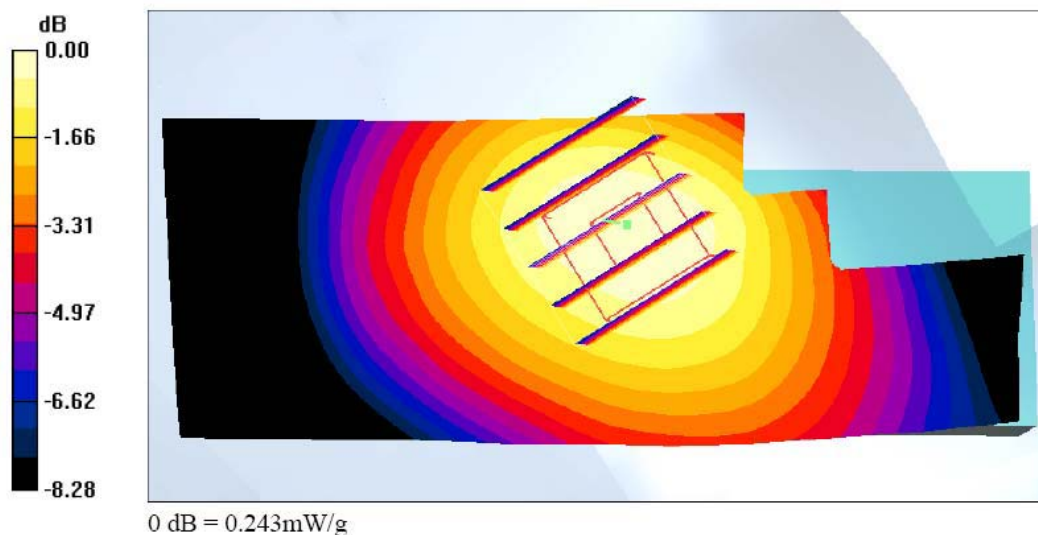
Ch384/Zoom Scan (5x5x7)/Cube 0: Measurement grid: dx=8mm, dy=8mm, dz=5mm

Reference Value = 6.57 V/m; Power Drift = -0.079 dB

Peak SAR (extrapolated) = 0.291 W/kg

SAR(1 g) = 0.231 mW/g; SAR(10 g) = 0.173 mW/g

Maximum value of SAR (measured) = 0.243 mW/g





Test Laboratory: Sporton International Inc. SAR Testing Lab

Date/Time: 4/29/2005 9:19:21 AM

Body_CDMA Ch384_Keypad Up With 1.5cm Gap _20050429

DUT: 542614; Type: cdma2000 Mobile Phone

Communication System: CDMA ; Frequency: 836.52 MHz; Duty Cycle: 1:1

Medium: MSL_850 Medium parameters used : $f = 836.52$ MHz; $\sigma = 0.953$ mho/m; $\epsilon_r = 56.7$; $\rho = 1000$ kg/m³

Ambient Temperature : 22.3 °C; Liquid Temperature : 22.1 °C

DASY4 Configuration:

- Probe: ET3DV6 - SN1788; ConvF(6.53, 6.53, 6.53); Calibrated: 9/30/2004
- Sensor-Surface: 4mm (Mechanical And Optical Surface Detection)
- Electronics: DAE3 Sn577; Calibrated: 11/17/2004
- Phantom: SAM 12; Type: QD 000 P40 C; Serial: TP-1150
- Measurement SW: DASY4, V4.5 Build 19; Postprocessing SW: SEMCAD, V1.8 Build 145

Ch384/Area Scan (41x81x1): Measurement grid: dx=15mm, dy=15mm

Maximum value of SAR (interpolated) = 0.222 mW/g

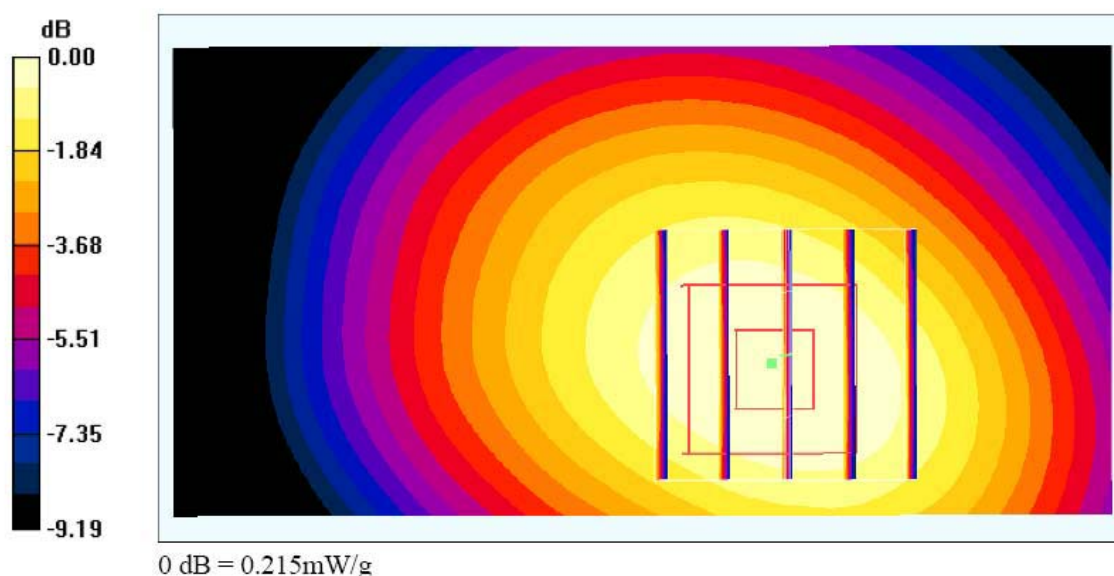
Ch384/Zoom Scan (5x5x7)/Cube 0: Measurement grid: dx=8mm, dy=8mm, dz=5mm

Reference Value = 14.2 V/m; Power Drift = -0.160 dB

Peak SAR (extrapolated) = 0.256 W/kg

SAR(1 g) = 0.202 mW/g; SAR(10 g) = 0.146 mW/g

Maximum value of SAR (measured) = 0.215 mW/g





Test Laboratory: Sporton International Inc. SAR Testing Lab

Date/Time: 4/29/2005 9:43:33 AM

Body_CDMA Ch1013_Keypad Down With 1.5cm Gap _20050429

DUT: 542614; Type: cdma2000 Mobile Phone

Communication System: CDMA ; Frequency: 824.7 MHz; Duty Cycle: 1:1

Medium: MSL_850 Medium parameters used : $f = 824.7$ MHz; $\sigma = 0.941$ mho/m; $\epsilon_r = 56.8$; $\rho = 1000$ kg/m³

Ambient Temperature : 22.2 °C ; Liquid Temperature : 22.0 °C

DASY4 Configuration:

- Probe: ET3DV6 - SN1788; ConvF(6.53, 6.53, 6.53); Calibrated: 9/30/2004
- Sensor-Surface: 4mm (Mechanical And Optical Surface Detection)
- Electronics: DAE3 Sn577; Calibrated: 11/17/2004
- Phantom: SAM 12; Type: QD 000 P40 C; Serial: TP-1150
- Measurement SW: DASY4, V4.5 Build 19; Postprocessing SW: SEMCAD, V1.8 Build 145

Ch1013/Area Scan (41x81x1): Measurement grid: dx=15mm, dy=15mm

Maximum value of SAR (interpolated) = 0.647 mW/g

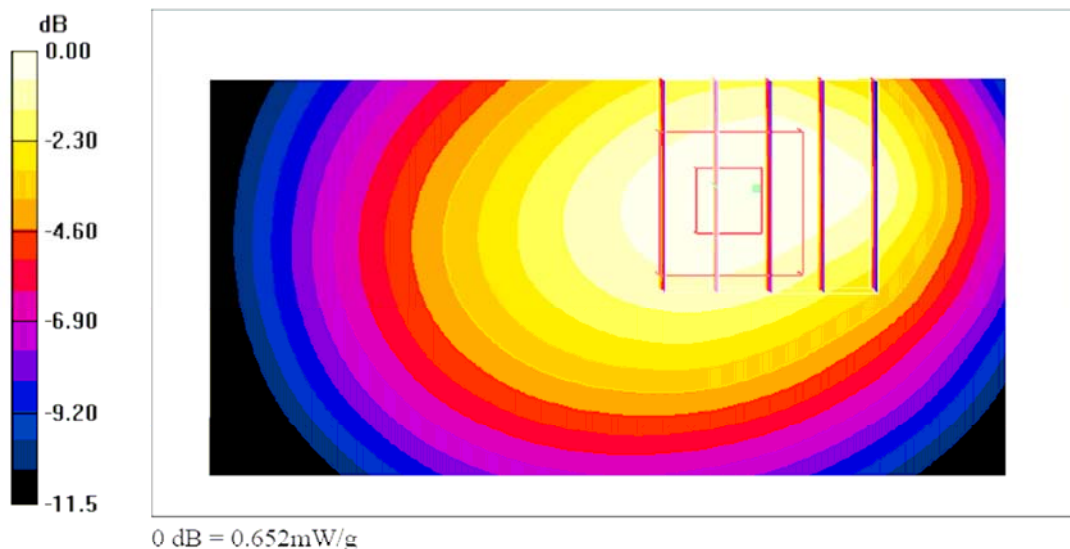
Ch1013/Zoom Scan (5x5x7)/Cube 0: Measurement grid: dx=8mm, dy=8mm, dz=5mm

Reference Value = 23.0 V/m; Power Drift = -0.048 dB

Peak SAR (extrapolated) = 0.827 W/kg

SAR(1 g) = 0.618 mW/g; SAR(10 g) = 0.432 mW/g

Maximum value of SAR (measured) = 0.652 mW/g





Test Laboratory: Sporton International Inc. SAR Testing Lab

Date/Time: 4/29/2005 9:31:01 AM

Body_CDMA Ch384_Keypad Down With 1.5cm Gap _20050429

DUT: 542614; Type: cdma2000 Mobile Phone

Communication System: CDMA ; Frequency: 836.52 MHz; Duty Cycle: 1:1

Medium: MSL_850 Medium parameters used : $f = 836.52$ MHz; $\sigma = 0.953$ mho/m; $\epsilon_r = 56.7$; $\rho = 1000$ kg/m³

Ambient Temperature : 22.2 °C ; Liquid Temperature : 22.1 °C

DASY4 Configuration:

- Probe: ET3DV6 - SN1788; ConvF(6.53, 6.53, 6.53); Calibrated: 9/30/2004
- Sensor-Surface: 4mm (Mechanical And Optical Surface Detection)
- Electronics: DAE3 Sn577; Calibrated: 11/17/2004
- Phantom: SAM 12; Type: QD 000 P40 C; Serial: TP-1150
- Measurement SW: DASY4, V4.5 Build 19; Postprocessing SW: SEMCAD, V1.8 Build 145

Ch384/Area Scan (41x81x1): Measurement grid: dx=15mm, dy=15mm

Maximum value of SAR (interpolated) = 0.685 mW/g

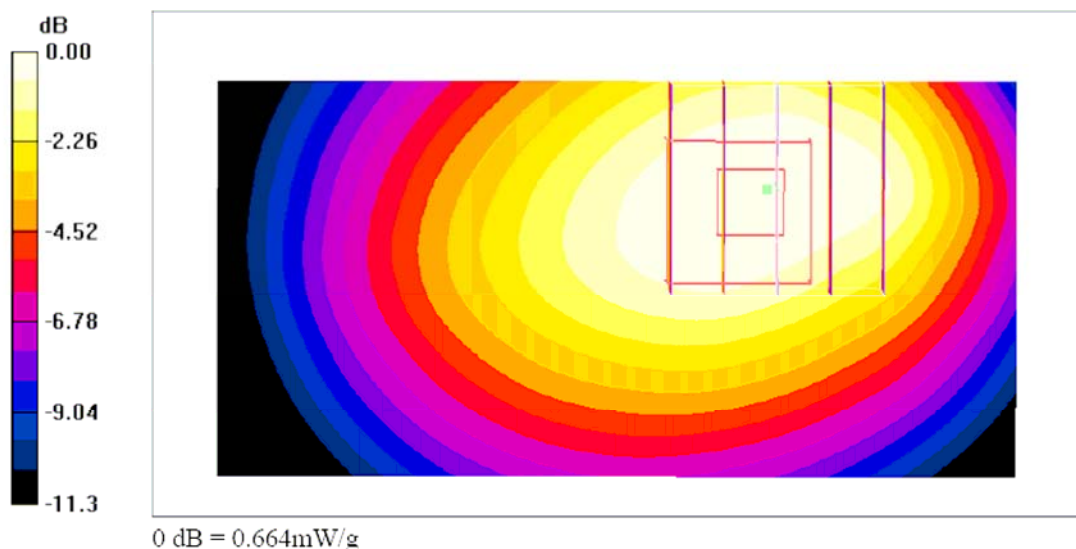
Ch384/Zoom Scan (5x5x7)/Cube 0: Measurement grid: dx=8mm, dy=8mm, dz=5mm

Reference Value = 23.3 V/m; Power Drift = 0.021 dB

Peak SAR (extrapolated) = 0.840 W/kg

SAR(1 g) = 0.626 mW/g; SAR(10 g) = 0.440 mW/g

Maximum value of SAR (measured) = 0.664 mW/g





Test Laboratory: Sporton International Inc. SAR Testing Lab

Date/Time: 4/29/2005 9:56:11 AM

Body_CDMA Ch777_Keypad Down With 1.5cm Gap_20050429

DUT: 542614; Type: cdma2000 Mobile Phone

Communication System: CDMA ; Frequency: 848.31 MHz; Duty Cycle: 1:1

Medium: MSL_850 Medium parameters used : $f = 848.31$ MHz; $\sigma = 0.965$ mho/m; $\epsilon_r = 56.6$; $\rho = 1000$ kg/m³

Ambient Temperature : 22.0 °C; Liquid Temperature : 22.3 °C

DASY4 Configuration:

- Probe: ET3DV6 - SN1788; ConvF(6.53, 6.53, 6.53); Calibrated: 9/30/2004
- Sensor-Surface: 4mm (Mechanical And Optical Surface Detection)
- Electronics: DAE3 Sn577; Calibrated: 11/17/2004
- Phantom: SAM 12; Type: QD 000 P40 C; Serial: TP-1150
- Measurement SW: DASY4, V4.5 Build 19; Postprocessing SW: SEMCAD, V1.8 Build 145

Ch777/Area Scan (41x81x1): Measurement grid: dx=15mm, dy=15mm

Maximum value of SAR (interpolated) = 0.864 mW/g

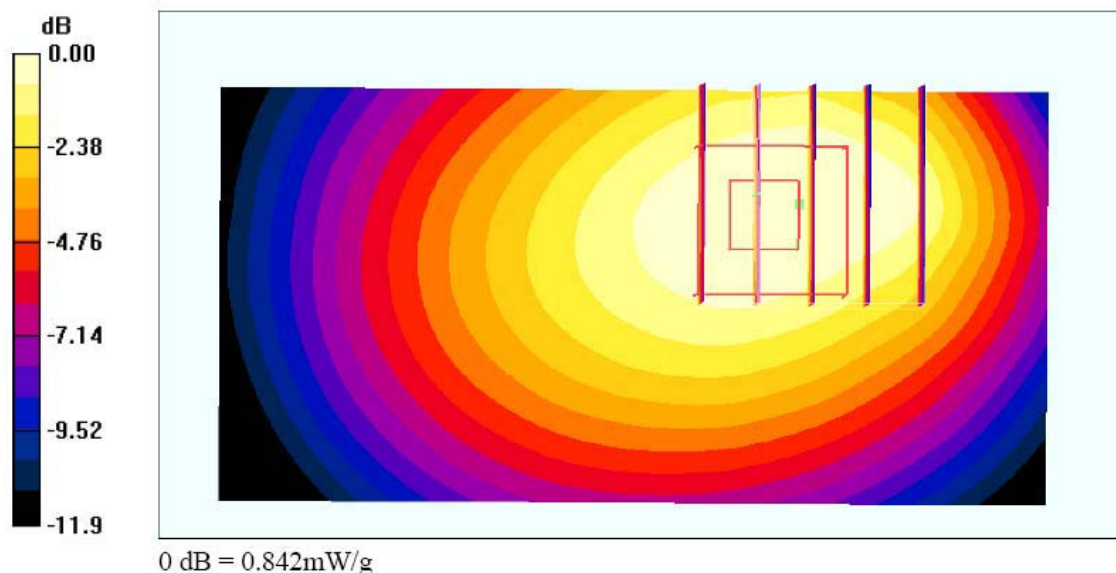
Ch777/Zoom Scan (5x5x7)/Cube 0: Measurement grid: dx=8mm, dy=8mm, dz=5mm

Reference Value = 26.4 V/m; Power Drift = -0.109 dB

Peak SAR (extrapolated) = 1.09 W/kg

SAR(1 g) = 0.802 mW/g; SAR(10 g) = 0.559 mW/g

Maximum value of SAR (measured) = 0.842 mW/g





Test Laboratory: Sporton International Inc. SAR Testing Lab

Date/Time: 5/6/2005 6:04:44 PM

Body_CDMA Ch384_Keypad Up With Holster Touch_20050506

DUT: 542614; Type: cdma2000 Mobile Phone

Communication System: CDMA ; Frequency: 836.52 MHz; Duty Cycle: 1:1

Medium: MSL_850 Medium parameters used : $f = 836.52$ MHz; $\sigma = 0.95$ mho/m; $\epsilon_r = 54.9$; $\rho = 1000$ kg/m³

Ambient Temperature : 21.7 °C; Liquid Temperature : 21.9 °C

DASY4 Configuration:

- Probe: ET3DV6 - SN1788; ConvF(6.53, 6.53, 6.53); Calibrated: 9/30/2004
- Sensor-Surface: 4mm (Mechanical And Optical Surface Detection)
- Electronics: DAE3 Sn577; Calibrated: 11/17/2004
- Phantom: SAM 12; Type: QD 000 P40 C; Serial: TP-1150
- Measurement SW: DASY4, V4.5 Build 19; Postprocessing SW: SEMCAD, V1.8 Build 145

Ch384/Area Scan (41x81x1): Measurement grid: dx=15mm, dy=15mm

Maximum value of SAR (interpolated) = 0.343 mW/g

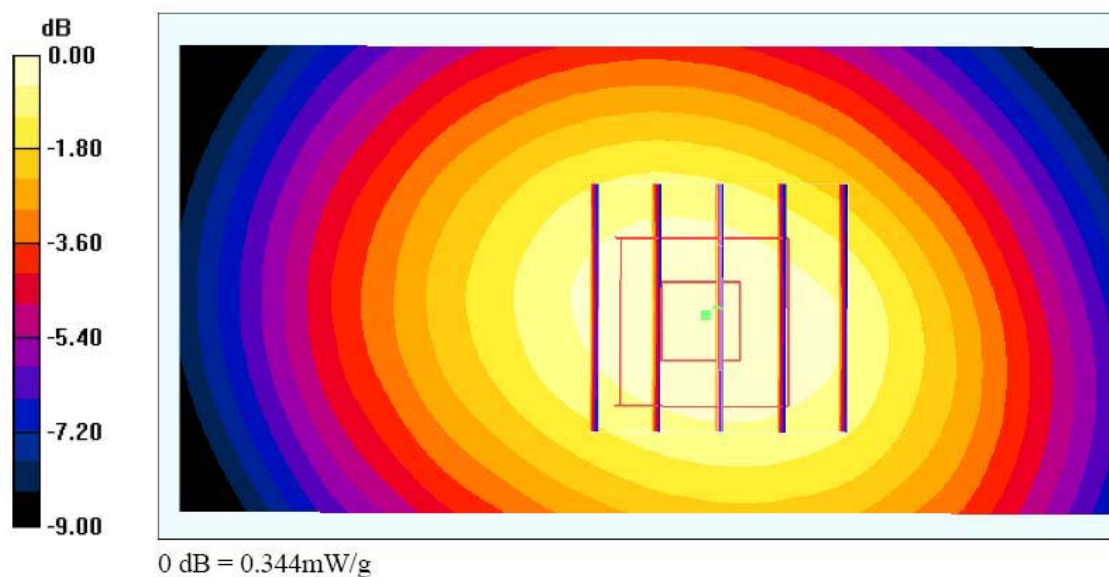
Ch384/Zoom Scan (5x5x7)/Cube 0: Measurement grid: dx=8mm, dy=8mm, dz=5mm

Reference Value = 18.7 V/m; Power Drift = -0.116 dB

Peak SAR (extrapolated) = 0.418 W/kg

SAR(1 g) = 0.326 mW/g; SAR(10 g) = 0.238 mW/g

Maximum value of SAR (measured) = 0.344 mW/g





Test Laboratory: Sporton International Inc. SAR Testing Lab

Date/Time: 4/28/2005 9:20:57 AM

Right Cheek_CDMA Ch384_20050428**DUT: 542614; Type: cdma2000 Mobile Phone**

Communication System: CDMA ; Frequency: 836.52 MHz; Duty Cycle: 1:1

Medium: HSL_850 Medium parameters used : $f = 836.52$ MHz; $\sigma = 0.875$ mho/m; $\epsilon_r = 43.3$; $\rho = 1000$ kg/m³

Ambient Temperature : 20.4 °C; Liquid Temperature : 20.7 °C

DASY4 Configuration:

- Probe: ET3DV6 - SN1788; ConvF(6.74, 6.74, 6.74); Calibrated: 9/30/2004
- Sensor-Surface: 4mm (Mechanical And Optical Surface Detection)
- Electronics: DAE3 Sn577; Calibrated: 11/17/2004
- Phantom: SAM 12; Type: QD 000 P40 C; Serial: TP-1150
- Measurement SW: DASY4, V4.5 Build 19; Postprocessing SW: SEMCAD, V1.8 Build 145

Ch384/Area Scan (41x111x1): Measurement grid: dx=15mm, dy=15mm

Maximum value of SAR (interpolated) = 1.30 mW/g

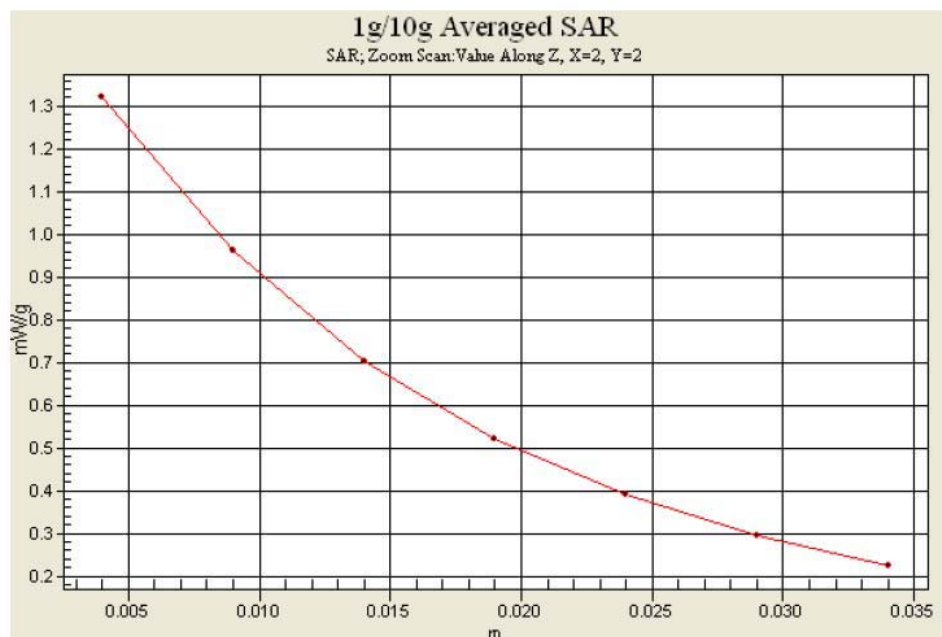
Ch384/Zoom Scan (5x5x7)/Cube 0: Measurement grid: dx=8mm, dy=8mm, dz=5mm

Reference Value = 7.66 V/m; Power Drift = 0.048 dB

Peak SAR (extrapolated) = 1.68 W/kg

SAR(1 g) = 1.22 mW/g; SAR(10 g) = 0.828 mW/g

Maximum value of SAR (measured) = 1.32 mW/g





Test Laboratory: Sporton International Inc. SAR Testing Lab

Date/Time: 4/29/2005 9:56:11 AM

Body_CDMA Ch777_Keypad Down With 1.5cm Gap _20050429**DUT: 542614; Type: cdma2000 Mobile Phone**

Communication System: CDMA ; Frequency: 848.31 MHz; Duty Cycle: 1:1

Medium: MSL_850 Medium parameters used : $f = 848.31$ MHz; $\sigma = 0.965$ mho/m; $\epsilon_r = 56.6$; $\rho = 1000$ kg/m³

Ambient Temperature : 22.0 °C; Liquid Temperature : 22.3 °C

DASY4 Configuration:

- Probe: ET3DV6 - SN1788; ConvF(6.53, 6.53, 6.53); Calibrated: 9/30/2004
- Sensor-Surface: 4mm (Mechanical And Optical Surface Detection)
- Electronics: DAE3 Sn577; Calibrated: 11/17/2004
- Phantom: SAM 12; Type: QD 000 P40 C; Serial: TP-1150
- Measurement SW: DASY4, V4.5 Build 19; Postprocessing SW: SEMCAD, V1.8 Build 145

Ch777/Area Scan (41x81x1): Measurement grid: dx=15mm, dy=15mm

Maximum value of SAR (interpolated) = 0.864 mW/g

Ch777/Zoom Scan (5x5x7)/Cube 0: Measurement grid: dx=8mm, dy=8mm, dz=5mm

Reference Value = 26.4 V/m; Power Drift = -0.109 dB

Peak SAR (extrapolated) = 1.09 W/kg

SAR(1 g) = 0.802 mW/g; SAR(10 g) = 0.559 mW/g

Maximum value of SAR (measured) = 0.842 mW/g

