

单张纸(风琴式折叠)


版 本	修改内容	修改日期
R01/00		

----- 虚线为折线

品胜-三合一无线充电支架(夜灯款) (国际版) (TP-C24)\_说明书

成品尺寸 :50\*80mm 展开尺寸 :200\*80mm, 材质 : 太阳 60g 双胶纸 , 双面印刷 ,1C, 风琴折 ( 品胜 )

封面

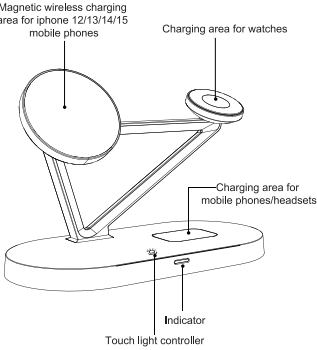
  
  
**PISEN – 3-in-1  
Night Light Wireless  
Charging Stand  
(TP-C24)**  
  
**User Manual**

We appreciate your purchase of PISEN wireless charger. Please read these instructions carefully to ensure safe and smooth operation, and keep this instructions properly for future reference.  
The product is used for charging mobile phones or digital products which can be charged in a wireless manner.

**Technical specifications**

PISEN - 3-in-1 Night Light Wireless Charging Stand	
Product model	TP-C24
Dimensions	171,1*87,1*119,91mm (6,74*3,43*4,72 in)
Weight	Approx. 299g (10,55oz)
Input	Reference product body
Output	Reference product body
Standby power	1,0W MAX
Transmission distance	4-6mm (0,16-0,24 in)
Working Temperature	0°C~40°C (32°F~104°F)
List of products	Wireless charging stand * 1 Charging cable * 1 Instructions * 1

**Schematic Diagram of Product Interface**



1

**PISEN®**

Design By Pisen Made in China  
Exporter: Guangdong PISEN Electronics Co., Ltd.  
Address: Building 5, 1st Floor, No. 9, Qinfu 1st Street, Liuyue Nan Community, Hanggang Town, Longgang District, Shenzhen City, Guangdong Province, China

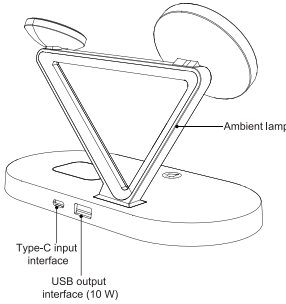
**PISEN®** The brand belongs to GUANGDONG PISEN ELECTRONICS CO., LTD.

For FAQs and more help information, please visit: <https://en.pisengroup.com>

Contact: [support@pisengroup.com](mailto:support@pisengroup.com)

**FC** **RoHS** **CE**

**SC-POWER** **Li-ion**



3

**Note:**

- The product also supports the magnetic wireless charging for iPhone12-15 series, wireless charging for mobile phone supporting Qi standard, wireless charging for Apple Watch and headsets.
- Confirm whether your device can be charged in wireless manner before use!

**Description of indicator status**

LED indicator	The blue indicator is always on	Standby
	The green indicator is flashing	Foreign body detected
	The red indicator is always on	Wireless charging

Note: When the product charges the headset/watch, the power of the main coil will be automatically reduced.

**Instructions for use of night light:**

Touch the button of the night light to turn on the night light. The brightness of night light can be adjusted between three levels: low, medium and high. When the button is pressed continuously, the night light is turned on, and then switched into the low, medium, high brightness status in turn, finally turned off. The user can press and hold the button for 3 seconds to turn off the night light.

**Precautions**

- Do not place the product on carpets, heaters, textile materials or expose it in direct sunlight.
- Do not bump, squeeze, disassemble or puncture the product.
- Do not place the product in a high temperature and humid environment.
- Do not put the product into fire, water or corrosive liquid.
- Please use the product with power adapters of PISEN or other legal brands.
- Do not put the product on flammable substances (beds and blankets) when charging.
- In the case of any expansion or other defects and faults of the product, stop using the product immediately and contact your distributor.
- The following persons (including children) are only allowed to use the product under the supervision and guideline of professionals to ensure their safety: those with degraded physical or mental abilities, and those with insufficient knowledge of the product and lack of operating experience. Be sure to supervise the whole use process when children use the product to ensure their safety.

- In order to ensure the long-term service of wireless charging, do not put magnetic metal objects such as magnetic cards, bank cards and keys on the product when charging.
- Try to avoid full-load service, so as not to affect the charging efficiency.

**FCC Statement**

This device complies with part 15 and part 18 of the FCC Rules. Operation is Subject To the following two conditions:  
(1) This device may not cause harmful interference, and (2) this device must accept any interference received, including interference that may cause undesired operation. Changes or modifications not explicitly approved by the party responsible for compliance could void the user's authority to operate this equipment.

Note: this equipment has been tested and found to comply with the limits for a Class B digital device, pursuant to part 15 and part 18 of the FCC Rules. These limits are designed to provide reasonable protection against harmful interference in a residential installation. This equipment generates, uses and candidate radio frequency energy and, if not installed and used in accordance with the instructions, may cause harmful interference to radio communications. However, there is no guarantee that interference will not occur in a particular installation. If this equipment does cause harmful interference to radio or television reception, which can be determined by turning the equipment off and on, the user is encouraged to try to correct the interference by one or more of the following measures:

- Reorient or relocate the receiving antenna.
- Increase the separation between the equipment and receiver.
- Connect the equipment into an outlet on a circuit different from that to which the receiver is connected.
- Consult the dealer or an experienced radio/TV technician for help.

The equipment complies with FCC radiation exposure limits set forth for an uncontrolled environment. During the operation of device a distance of 15 cm surrounding the device and 20 cm above the top surface of the device must be respected.

设 计	黄运安	日 期	2024-04-08	材 料		比 例	1:1	物料编码	物料名称: 品胜-三合一无线充电支架(夜灯款) (国际版) (TP-C24)_说明书	
审 核	李煊	日 期	2024-04-08	工 艺		单 位	mm	1.6.2.99.00.00.995	品 胜 股 份 PISEN SHARES	产品中心
批 准	卢松	日 期	2024-04-08	成品规格		公 差	±0.5mm			