

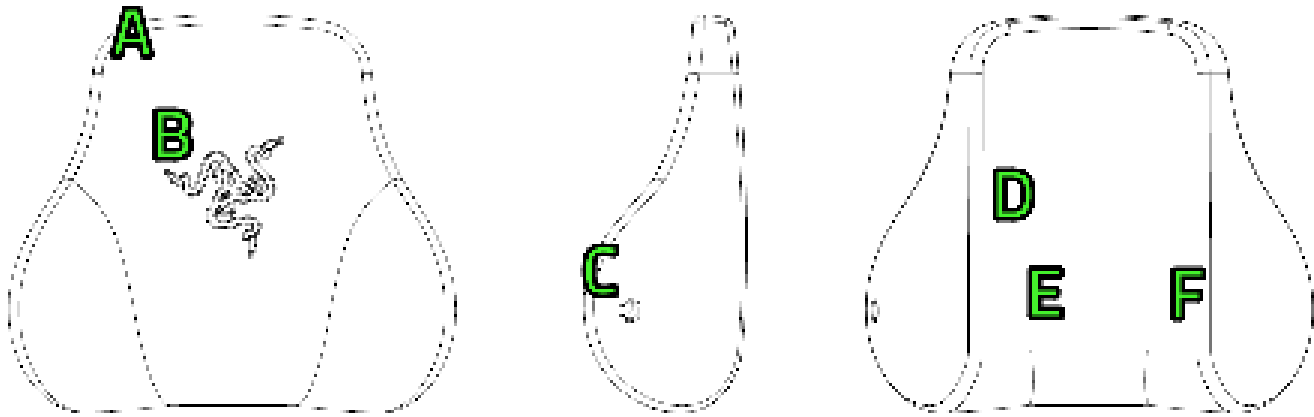


BACKLIT HEAD CUSHION (RC81-0398)

IMPORTANT PRODUCT INFORMATION GUIDE

WHAT'S INSIDE

- BACKLIT HEAD CUSHION (RC81-0398)



- A.** Ergonomic memory foam padding
 - B.** Razer THS logo with Chroma RGB lighting
 - C.** Multifunction button
 - Power (on/off)
 - Bluetooth pairing
 - Chroma lighting effects
 - D.** Elastic buckle straps
 - E.** Portable charger pouch
 - F.** USB-A power cable
- Important Product Information Guide

WHAT'S NEEDED

- A portable charger with a USB-A port to power up your Razer Paris
- A mobile device with Bluetooth capability to use with the Razer Chroma RGB App (Mobile)

LET'S GET YOU COVERED

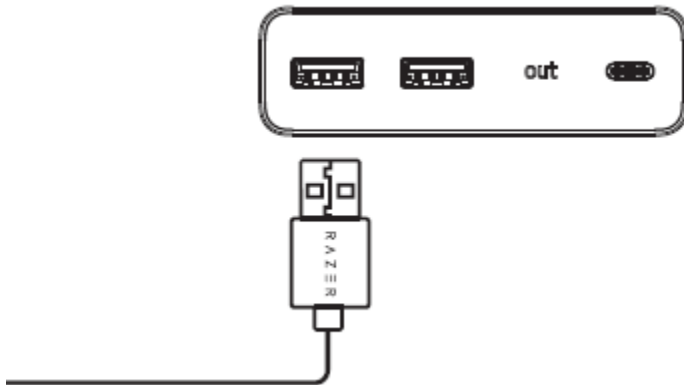
You've got a great device in your hands complete with a 1-year limited warranty coverage. Now, maximize its potential and score exclusive Razer benefits by registering at razerid.razer.com

*Your product's serial number
can be found here.*

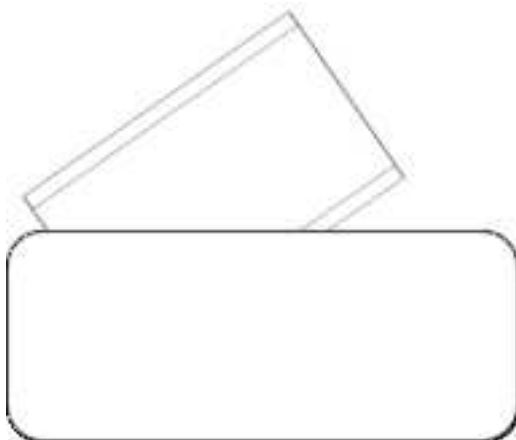
GETTING STARTED

CONNECTING TO A PORTABLE CHARGER

1. Plug in the power cable to your portable charger.



2. Power on your portable charger.

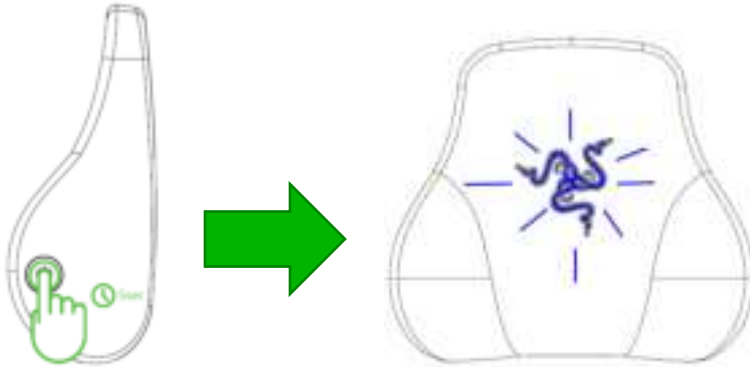


It is recommended that you use a fully charged portable charger on your Razer Paris. Portable charger not included.

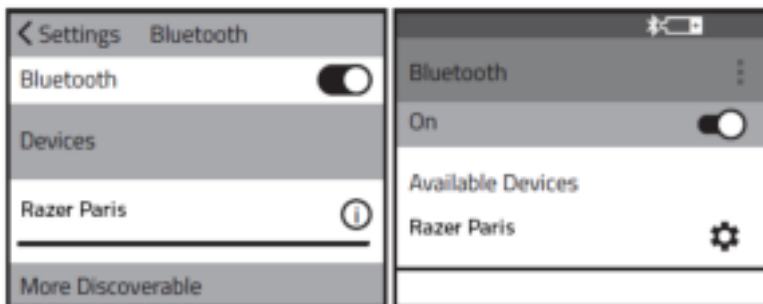
PAIRING TO A MOBILE DEVICE

When trying to connect your Razer Paris, remember to keep it within 1 meter of your mobile device.

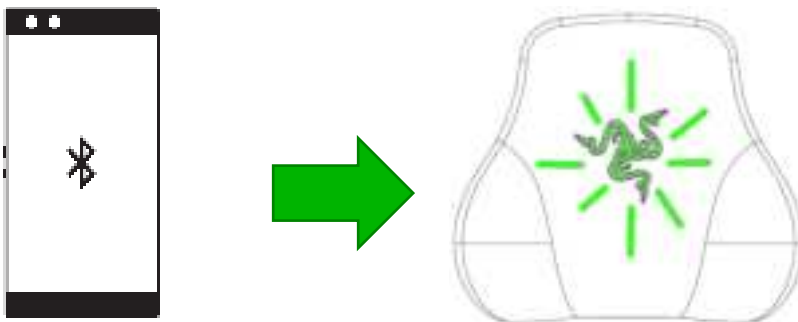
1. While the device is powered off, press and hold the multifunction button for at least 5 seconds until the Razer THS logo starts blinking blue.



2. Enable Bluetooth on your mobile device and select "Razer Paris" from the list of devices found.



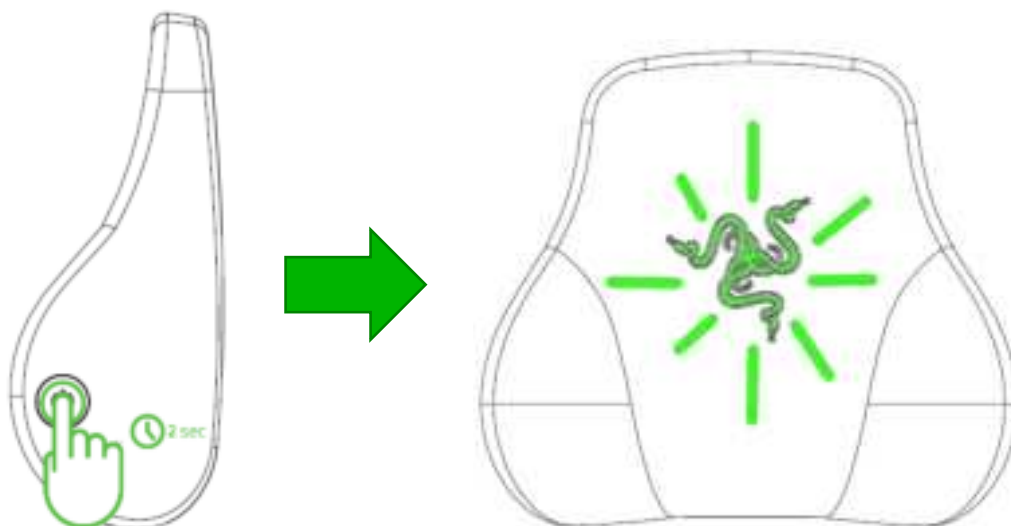
3. Wait for the pairing to complete. You'll see the internal lighting return to its previous lighting if it is successfully paired and connected with your mobile device.



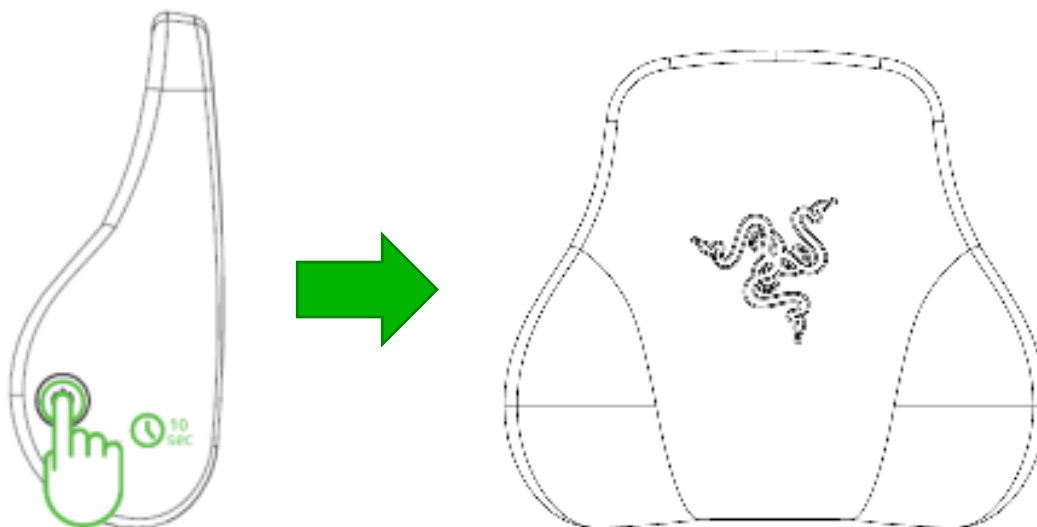
USING YOUR RAZER PARIS

POWER ON/OFF

To power on the device, press and hold the multifunction button for at least 2 seconds until the Razer THS logo lights up.



To power off the device, press and hold the multifunction button for at least 10 seconds until the Razer THS logo becomes unlit.



CHROMA LIGHTING EFFECTS

To change the lighting effects, simply press the multifunction button and the lighting will cycle between Breathing, Spectrum Cycling, and Static. You can further customize these Chroma lighting effects using the Razer Chroma RGB App.



RAZER CHROMA RGB APP (MOBILE)

With 16.8 million colors and a suite of effects to choose from, use the Razer Chroma RGB app to change the lighting effects of your Razer product from your mobile device.



Got a question? Ask the Razer Support Team at support.razer.com

SAFETY AND MAINTENANCE

SAFETY GUIDELINES

In order to achieve maximum safety while using your Razer Paris, we suggest that you adopt the following guidelines:

Should you have trouble operating the device properly and troubleshooting does not work, unplug the device and contact the Razer hotline or go to support.razer.com for support.

Do not take apart the device (doing so will void your warranty) and do not attempt to operate it under abnormal current loads.

Keep the device away from liquid, humidity or moisture. Operate the device only within the specific temperature range of 0°C (32°F) to 40°C (104°F). Should the temperature exceed this range, unplug and/or switch off the device in order to let the temperature stabilize to an optimal level.

MAINTENANCE

The BACKLIT HEAD CUSHION requires minimum maintenance to keep it in optimum condition. It is recommended to follow these steps to keep your product pristine:

Once a month we recommend you unplug the device from the portable charger and gently clean it using a soft cloth or cotton swab to prevent dirt buildup.

Prolonged use of the product can cause uncomfortable heat and may lead to product damage or bodily harm. Should this occur, power off the device and let it cool down before powering on again.

Disconnect the product from the portable charger when not in use.

Store the product inside a box or airtight bag when not in use to keep it dust free.

Keep it in a cool, dry location, away from sources of water or heat when not in use for prolonged periods of time.

Keep away from sharp or pointed objects which might cut or snag the fabric's surface.

Do not use soap or harsh cleaning agents.

Do not immerse it in any liquid.

Do not use abrasive cleaners or brushes.

LEGALESE

COPYRIGHT AND INTELLECTUAL PROPERTY INFORMATION

©2021 Razer Inc. All rights reserved. Razer, the triple-headed snake logo, Razer logo, "For Gamers. By Gamers." and "Razer Chroma" are trademarks or registered trademarks of Razer Inc. and/or affiliated companies in the United States and other countries. Actual product may differ from pictures. All other trademarks are the property of their respective owners. Warranty not valid outside of product's intended region.

The Bluetooth® word mark and logos are registered trademarks owned by Bluetooth SIG, Inc., and any use of such marks by Razer is under license.

Razer Inc. ("Razer") may have copyright, trademarks, trade secrets, patents, patent applications, or other intellectual property rights (whether registered or unregistered) concerning the product in this guide. Furnishing of this guide does not give you a license to any such copyright, trademark, patent or other intellectual property right. The BACKLIT HEAD CUSHION (the "Product") may differ from pictures whether on packaging or otherwise. Razer assumes no responsibility for such differences or for any errors that may appear. Information contained herein is subject to change without notice.

LIMITED PRODUCT WARRANTY

For the latest and current terms of the Limited Product Warranty, please visit: [razer.com/warranty](https://www.razer.com/warranty).

LIMITATION OF LIABILITY

Razer shall in no event be liable for any lost profits, loss of information or data, special, incidental, indirect, punitive or consequential or incidental damages, arising in any way out of distribution of, sale of, resale of, use of, or inability to use the Product. In no event shall Razer's liability exceed the retail purchase price of the Product.

GENERAL

These terms shall be governed by and construed under the laws of the jurisdiction in which the Product was purchased. If any term herein is held to be invalid or unenforceable, then such term (in so far as it is invalid or unenforceable) shall be given no effect and deemed to be excluded without invalidating any of the remaining terms. Razer reserves the right to amend any term at any time without notice.

FCC

This equipment has been tested and found to comply with the limits for a Class B digital device, pursuant to part 15 of the FCC Rules. These limits are designed to provide reasonable protection against harmful interference in a residential installation. This equipment generates, uses and can radiate radio frequency energy and, if not installed and used in accordance with the instructions, may cause harmful interference to radio communications. However, there is no guarantee that interference will not occur in a particular installation. If this equipment does cause harmful interference to radio or television reception, which can be determined by turning the equipment off and on, the user is encouraged to try to correct the interference by one or more of the following measures:

- Reorient or relocate the receiving antenna.
- Increase the separation between the equipment and the receiver.
- Connect the equipment into an outlet on a circuit different from that to which the receiver is connected.
- Consult the dealer or an experienced radio TV technician for help.

For more information, refer to the online help system on razer.com.

FCC CAUTION STATEMENT

This device complies with Part 15 of the FCC Rules.

Operation is subject to the following two conditions:

(1) this device may not cause harmful interference,
and

(2) this device must accept any interference received, including interference that may cause undesired operation.

Any changes or modifications not expressly approved by party responsible for compliance could void the user authority to operate this equipment.

IMPORTANT NOTE:

FCC Radiation Exposure Statement:

This equipment complies with FCC radiation exposure limits set forth for an uncontrolled environment. End users must follow the specific operating instructions for satisfying RF exposure compliance. This transmitter must not be co-located or operating in conjunction with any other antenna or transmitter.

CANADA SAR

This transmitter must not be co-located or operating in conjunction with any other antenna or transmitter. This equipment should be installed and operated with a minimum distance of 5mm between the radiator and your body.

Cet émetteur ne doit pas être Co-placé ou ne fonctionnant en même temps qu'aucune autre antenne ou émetteur. Cet équipement devrait être installé et actionné avec une distance minimum de 5mm entre le radiateur et votre corps.

FCC RF Exposure Information and Statement

The SAR limit of USA (FCC) is 1.6 W/kg averaged over one gram of tissue. This device has also been tested against this SAR limit.

This device was tested for typical body-worn operations with the back of the handset kept 1.5cm from the body. To maintain compliance with FCC RF exposure requirements, use accessories that maintain a 1.5cm separation distance between the user's body and the back of the handset. The use of belt clips, holsters and similar accessories should not contain metallic components in its assembly. The use of accessories that do not satisfy these requirements may not comply with FCC RF exposure requirements, and should be avoided.

NOTICE FOR CANADA

This Class B digital apparatus complies with Canadian ICES-003.

Cet appareil numérique de la classe B est conforme à la norme NMB-003 du Canada.

Caution!

Any changes or modifications not expressly approved by the party responsible for compliance could void the user's authority to operate the equipment.

CANADIAN CLASS B STATEMENT:

This device complies with Industry Canada's licence-exempt RSSs. Operation is subject to the following two conditions:

- (1) This device may not cause interference; and
- (2) This device must accept any interference, including interference that may cause undesired operation of the device.

RADIATION EXPOSURE STATEMENT:

The product comply with the Canada portable RF exposure limit set forth for an uncontrolled environment and are safe for intended operation as described in this manual. The further RF exposure reduction can be achieved if the product can be kept as far as possible from the user body or set the device to lower output power if such function is available.



WASTE ELECTRICAL AND ELECTRONIC EQUIPMENT INFORMATION

ENGLISH

Correct Disposal of This Product (Waste Electrical & Electronic Equipment) (Applicable in the European Union and other European countries with separate collection systems). This marking shown on the product or its literature, indicates that it should not be disposed with other household wastes at the end of its working life. To prevent possible harm to the environment or human health from uncontrolled waste disposal, please separate this from other types of wastes and recycle it responsibly to promote the sustainable reuse of material resources. Household

the purchase contract. This product should not be mixed with other commercial wastes for disposal.



STATEMENT OF COMPLIANCE WITH EU DIRECTIVE

ENGLISH

STATEMENT OF COMPLIANCE WITH EU DIRECTIVE

CE SAR

RF exposure (SAR): The device can safely be used with a distance of 5 mm to the human body.

Backlit Head Cushion

Radio Frequency: Bluetooth

Frequency Band: 2402MHz-2480MHz

RF Power: <7dBm

Software/Firmware: V1.0